



A PROUD TRADITION | A BRIGHT FUTURE

THE Canvas Evolution

ELEMENTARY EDITION

Canvas Parent/Guardian Accounts

What is Canvas? Canvas is Lamar CISD’s online learning portal. Canvas provides parents and guardians “view only” access to see your student’s online course work. This allows you access to information such as calendar reminders, announcements, student assignments, & instructional notes. As LCISD teachers begin using Canvas throughout the school year, you will see valuable information in Canvas!

Parents can learn more about what Canvas has to offer here:

<https://www.lcisd.org/students-parents/canvas-information>

Each video is full of valuable information!

Before You Log In To Canvas for the First Time	
<p>What do I need to get started?</p>	<p>You must know...</p> <p> The email address associated with your Skyward Family Access account.</p>
<p>NEED HELP? Log in to Skyward Family Access https://goo.gl/CkEUeu & tap My Account to add or update your email address.</p> <p>Having Trouble?</p> <ul style="list-style-type: none"> • Forgot Skyward Family Access Username/Password - https://goo.gl/XftKb9 • Report Other Skyward Family Access Issues - https://goo.gl/nf477A <p>Please note...once the email address has been successfully added or updated in Skyward, it may take up to a week for Skyward to “push” this email address into Canvas.</p>	
Create a Password to Access your Canvas Account	
	<p>Visit http://canvas.lcisd.org/</p> <ol style="list-style-type: none"> 1. Tap “Forgot Password” 2. Username: Enter the email associated with your Skyward Family Access account 3. Tap “Request Password” 4. Open your email. Follow the prompts found in your email to change your password.


Log in to Canvas

After you have gone through the steps above to create a Password for your Canvas Account, you can access Canvas using your parent credentials online, or through the Canvas App!

3



Visit <http://canvas.lcisid.org/>



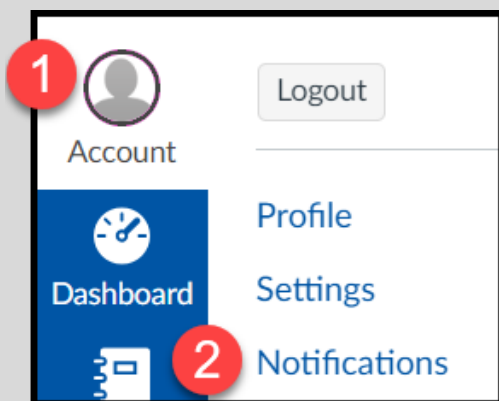
<https://goo.gl/uE67HM>



<https://goo.gl/XK1ebi>

Update Notification Settings

4



Add Cell Number -

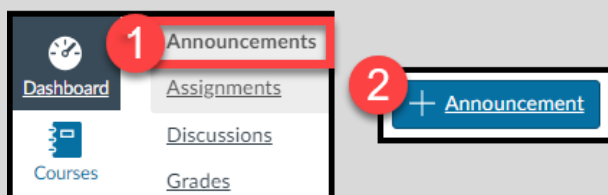
- Tap **Account**
- Tap **Settings**
- **+ Contact Method**
- Add Cell Number, Select a Carrier & Tap **Register SMS**
- Follow the prompts in your "Text Messages" on your Cell Phone to confirm.

Recommended Notification Settings-

- Announcement
- Conversation Message
- Administrative Notifications

View Course Announcements

5



- By default, important course announcements will be emailed to the email address listed in Skyward Family Access.
- If you would like to see ALL course announcements...

Log into Canvas - <http://canvas.lcisid.org/>

1. Select a **Course**
2. Tap **"Announcements"**
3. Tap the **Title of any Announcement** to view details.

IMPORTANT: If you do not see the "Announcement" button in a course, then no announcements are currently posted for that course.