



# TAMARRON NEWS

We will begin having lunch visitors on **Monday, August 28th.**



Please remember that, due to growth, we can only allow 2 visitors per student (this includes non-school aged siblings).

Lunch visitors must sit at the designated parent tables. You are not allowed to sit at the tables with other students **OR** invite additional students to eat with you.

If there is no room at the designated tables, parents may take their student to the tables located immediately outside of the cafeteria.

The lunch schedule has been posted at the bottom of this newsletter for your convenience.

**Curriculum Night** is  
**Thursday, August  
31st!**

**This event is for  
parents only.**

The times vary based  
on your student's  
grade level.

Please see below for  
more information.





## Student Identification Requirements:

All students **must** always have their student ID visible. At the beginning of each school year, students shall receive a new student ID badge for no charge. **Should a student need to replace their student ID a \$5.00 fee shall be charged.**

Today, the administrators spoke with all grade levels about **dress code** and **discipline policies**.

Last week, parents received links to the LCISD student handbook and parent code of conduct.

Both can be viewed by clicking [here](#).

At Tamarron, we want to assist you in preparing our Timberwolves for life as a young adult and to teach appropriate behaviors.

The district's dress code is established to teach grooming and hygiene, prevent disruption, and minimize safety hazards.

For your convenience, below is a copy of the Tamarron Student Dress Code Policy and the Dress Code Violation Form.



### Tamarron Dress Code Reminders 2023-2024



#### Tamarron ES adheres to the following dress code:

##### Shirts/blouses may be:

- Any collared shirt/blouse
- T-shirts and other pull-over tops
- Sweatshirts
- School designs/logos, brand names and/or other appropriate words are acceptable
- Must be buttoned in accordance with design and appropriateness

##### Pants/slacks:

- Worn at the waist, belted, if appropriate, and not "baggy"

##### Shorts:

- No shorter than mid-thigh for all grades

##### Dresses/skorts/skirts:

- Worn at the waist (skirts/skorts)
- No shorter than mid-thigh for all grades (with or without leggings)
- Dress tops must meet the guidelines required for blouses and skirts

##### Shoes must be:

- Worn at all times
- Chosen for safety and health reasons and for quietness
- Athletic shoes with a rubber sole, closed toes, and full support around the heel should be worn for PE and recess

##### Accessories:

- Earrings, hair jewelry, watches, bracelets, rings, and necklaces that are not a safety hazard or create a material/substantial disruption may be worn.

**Tamarron Elementary's Dress Code:** established to teach grooming and hygiene, prevent disruption, and minimize safety hazards. Any article of clothing or grooming that the principal or designee determines inappropriate, a safety concern, or can reasonably be expected to cause disruption or interference with normal school operations is prohibited.

Hats, caps, sport headbands, bandanas, headcovers, or scarves shall not be worn indoors except in the interest of religious practices, safety, cleanliness, or with the permission of the principal. No article or apparel shall be worn that will in any way damage school property, create a safety hazard, or create a material or substantial disruption to the school environment. Tattoos, accessories, jewelry, and clothing that contain vulgar or inappropriate pictures, vulgar or inappropriate words or drawings, or gang-related markings are not permitted.



### Tamarron Dress Code Violation 2023-2024



Student Name: \_\_\_\_\_

Date: \_\_\_\_\_

Teacher: \_\_\_\_\_

Grade: \_\_\_\_\_

#### The following dress code violation was observed:

##### Shirt/blouse:

- oversized or immodestly undersized
- made of see-through/sheer material not worn over acceptable shirt/or blouse
- inappropriate reference
- undershirt or tank top or has spaghetti straps or exposes cleavage / the midriff area when the arms are raised

##### Pants/slacks:

- made of inappropriate form-fitting materials
- made of see-through/sheer material
- baggy, sagging, or oversized
- pajamas
- holes or tears above mid-thigh that expose skin

##### Shorts:

- made of inappropriate form-fitting material
- baggy, sagging, or oversized
- boxers or pajamas
- made of see-through/sheer material
- holes or tears above mid-thigh not worn over leggings or tights

##### Dresses/skorts/skirts:

- made of revealing or form-fitting materials
- slit(s) in skirt or dress higher than mid-thigh
- shorter than mid-thigh with or without leggings are worn

##### Shoes:

- over 1 inch high
- slides or flip-flops
- house shoes
- wheels

##### Accessories:

- gang related
- considered to be a safety hazard, or a material/substantial disruption is not permitted.
- nose rings, visible body, or facial piercings

#### DRESS CODE VIOLATION CONSEQUENCE:

- Warning** - Parent contacted / Change of clothes requested from parent / Change of clothes given to the student.
- Parent contacted** / Change of clothes requested from parent / Change of clothes given to the student.
- Parent contacted** / Change of clothes requested from parent / Change of clothes given to the student / **Admin signature obtained**
- Reoccurring Violation** - Consequence: **Parent conference with school administrator**

Parent Signature \_\_\_\_\_

Teacher Signature \_\_\_\_\_

Administrator Signature  
(After 2<sup>nd</sup> Violation)

Lunch Visitor Schedule - ECSE/SESC and PK

Please find your teacher's color at the bottom of the schedule. Lunch visitors will be allowed to eat lunch with their student on the class's designated days with a max of 2 visitors per child (this includes any siblings). Please follow all school procedures and sign in at the office for a visitor's badge. All visitors must be listed in Skyward or accompanied by an adult that is listed in Skyward. PLEASE NOTE: We will not have campus visitors until the week of August 28th.

Calendar grid for ECSE/SESC and PK showing days from August to May with color-coded visitor assignments.

Lunch Visitor Schedule - 3RD GRADE

Please find your teacher's color at the bottom of the schedule. Lunch visitors will be allowed to eat lunch with their student on the class's designated days with a max of 2 visitors per child (this includes any siblings). Please follow all school procedures and sign in at the office for a visitor's badge. All visitors must be listed in Skyward or accompanied by an adult that is listed in Skyward. PLEASE NOTE: We will not have campus visitors until the week of August 28th.

Calendar grid for 3RD GRADE showing days from August to May with color-coded visitor assignments.

Lunch Visitor Schedule - KINDER, 1ST GRADE, 2ND GRADE, 4TH GRADE, 5TH GRADE

Please find your teacher's color at the bottom of the schedule. Lunch visitors will be allowed to eat lunch with their student on the class's designated days with a max of 2 visitors per child (this includes any siblings). Please follow all school procedures and sign in at the office for a visitor's badge. All visitors must be listed in Skyward or accompanied by an adult that is listed in Skyward. PLEASE NOTE: We will not have campus visitors until the week of August 28th.

Calendar grid for KINDER, 1ST GRADE, 2ND GRADE, 4TH GRADE, 5TH GRADE showing days from August to May with color-coded visitor assignments.

- List of teacher names and their assigned colors for the calendar schedules.



School Breakfast/Lunch



- Create student lunch account
• Sign up for Free/Reduced Lunch



**TAMARRON  
ELEMENTARY**

# **CURRICULUM NIGHT**

Date: Thursday, August 31st  
Session 1 - 5:00 - 5:45 pm -  
PreK, ECSE, 3rd grade, 4th  
grade (Fernandez/Murphy,  
James/Ochoa), and 5th grade

Session 2 - 6:00 - 6:45 pm -  
Kinder, 1st grade 2nd grade,  
and 4th grade (Penny/Rucker,  
Withaar/Palmero-Campbell)

Location: Classrooms  
\*Parent only event\*



**TAMARRON  
ELEMENTARY**

# **NOCHE DE CURRÍCULO**

Fecha: jueves 31 de agosto  
Sesión 1 - 5:00 - 5:45 pm -  
PreK, ECSE, 3er grado, 4to  
grado (Fernandez/Murphy,  
James/Ochoa) y 5to grado.

Sesión 2 - 6:00 - 6:45 pm -  
Kinder, 1°, 2° y 4° grado  
(Penny/Rucker,  
Withaar/Palmero-Campbell)

Lugar: Aulas  
\*Evento solo para padres\*

# Canvas Steps for Success



## What is Canvas?

Canvas is a Learning Management System (LMS). A LMS is used to host and track online learning. It helps make instruction accessible for learners and provides a central location for all resources that are provided to students and parents. Additionally, it can make learning more streamlined and organized while providing a space for differentiation. A LMS allows a teacher to manage content, assess learning, store data, and communicate. Our goal is to make relevant learning experiences for our students.



## Learn About Canvas

To learn about Canvas and how to complete the checklist below, visit the LCISD website at [www.lcisd.org](http://www.lcisd.org) and click on the Canvas button. To directly access the LCISD Canvas resources, visit [www.lcisd.org/students-parents/canvas/canvas-information](http://www.lcisd.org/students-parents/canvas/canvas-information).



## Checklist for Success

Want to be able to help your students and be in the know to support the classroom? Complete this checklist. Need help? Check out the Canvas resources at [www.lcisd.org](http://www.lcisd.org).

I can **access** Canvas through the LCISD website and/or the app.



<https://lcisd.instructure.com>

Use Google Chrome



Canvas  
Student  
App



[bit.ly/CanvasStudentIOS](http://bit.ly/CanvasStudentIOS)



[bit.ly/Studentgp](http://bit.ly/Studentgp)

I can **login** to Canvas.



If you are a parent, you will need the email address you have entered as a contact within Skyward.

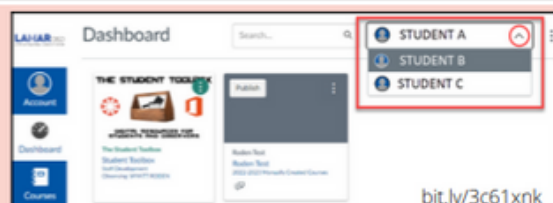
[bit.ly/3c3l9Zb](http://bit.ly/3c3l9Zb)

I can **manage** my notifications.



[bit.ly/3SWHzvV](http://bit.ly/3SWHzvV)

I can **navigate** my parent dashboard.



[bit.ly/3c61xnk](http://bit.ly/3c61xnk)

### Canvas Parent/Guardian Accounts

**What is Canvas?** Canvas is Lamar CISD's online learning portal. Canvas provides parents and guardians "view only" access to see your student's online course work. This allows you access to information such as calendar reminders, announcements, student assignments, & instructional notes. As LCISD teachers begin using Canvas throughout the school year, you will see valuable information in Canvas!

Parents can learn more about what Canvas has to offer here:

<https://www.lcisd.org/students-parents/canvas-information>

Each video is full of valuable information!

**Before You Log In To Canvas for the First Time**

What do I need to get started?

**You must know...**

- ✔ The email address associated with your Skyward Family Access account.


**NEED HELP?** Log in to Skyward Family Access <https://goo.gl/CkEUUw> & tap **My Account** to add or update your email address.

**Having Trouble?**

- Forgot Skyward Family Access Username/Password - <https://goo.gl/XftKb9>
- Report Other Skyward Family Access Issues - <https://goo.gl/nf477A>

*Please note...once the email address has been successfully added or updated in Skyward, it may take up to a week for Skyward to "push" this email address into Canvas.*

**Create a Password to Access your Canvas Account**




Visit <http://canvas.lcisd.org/>


1. Tap "Forgot Password"
2. **Username:** Enter the email associated with your Skyward Family Access account
3. Tap "Request Password"
4. **Open your email.** Follow the prompts found in your email to change your password.


**Log in to Canvas**

After you have gone through the steps above to create a Password for your Canvas Account, you can access Canvas using your parent credentials online, or through the Canvas App!




Visit <http://canvas.lcisd.org/>



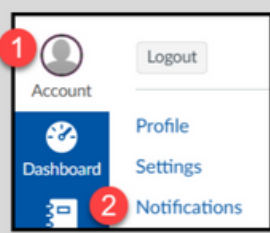


<https://goo.gl/nE67HM>



<https://goo.gl/XK1ebi>

**Update Notification Settings**



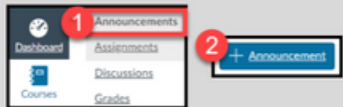
**Add Cell Number -**

- Tap **Account**
- Tap **Settings**
- [+ Contact Method](#)
- Add Cell Number, Select a Carrier & Tap **Register SMS**
- Follow the prompts in your "Text Messages" on your Cell Phone to confirm.

**Recommended Notification Settings-**

- Announcement
- Conversation Message
- Administrative Notifications

**View Course Announcements**



- By default, important course announcements will be emailed to the email address listed in Skyward Family Access.
- If you would like to see ALL course announcements...

**Log into Canvas - <http://canvas.lcisd.org/>**

1. Select a **Course**
2. Tap "Announcements"
3. Tap the **Title of any Announcement** to view details.

**IMPORTANT:** If you do not see the "Announcement" button in a course, then no announcements are currently posted for that course.

## Transportation Changes:

We will not accept transportation changes for students after 2:00pm. Please email changes to [tesdismissalchange@lcisd.org](mailto:tesdismissalchange@lcisd.org)



Tamarron Elementary School  
29616 Rileys Ridge Road  
Katy, TX 77494  
832.223.5700

Principal - Ruth Riha  
Assistant Principal - Makia Walls  
Assistant Principal - Kelsey Kvinta  
Counselor - LeKia Holden  
Administrative Asst. - Julie Little

“THE STRENGTH OF THE PACK IS THE WOLF AND THE STRENGTH OF THE  
WOLF IS THE PACK” - KIPLIN

TAMARRON ELEMENTARY MISSION STATEMENT  
THROUGH AN OUTSTANDING EDUCATION, COMMUNITY AND LEADERSHIP,  
TAMARRON ELEMENTARY WILL EMPOWER CHILDREN TO FIND AND USE  
THEIR VOICE.