



canvas

Canvas Parent Access



Canvas is a digital tool that provides teachers, students, and parents a platform for accessing a variety of educational resources online, all from one location.

- ▶ A course is created for each class a student has.
- ▶ Observer accounts are automatically created for guardians.
- ▶ Parents are able to access these courses using an Observer Account

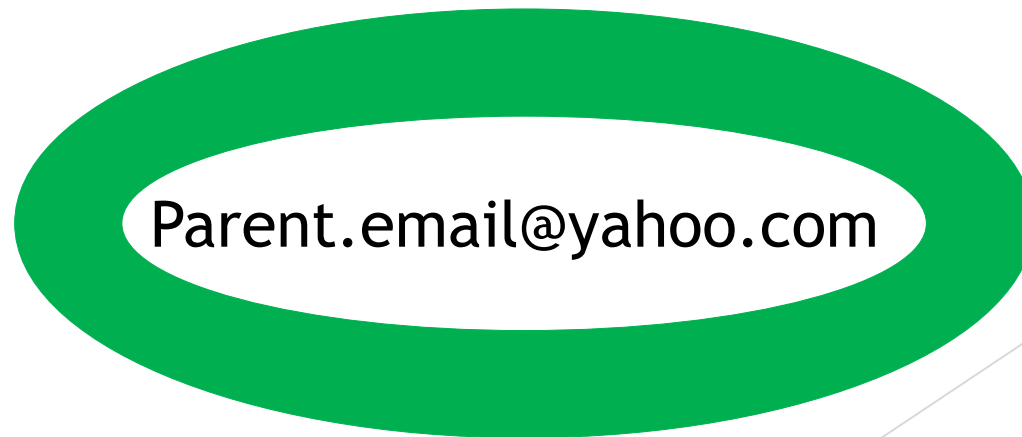


## What is Canvas?



# Accessing Canvas for the First Time

- You will use the email address you provide in Skyward as your Web Access email.
- You **DO NOT** use your Skyward username.
- Use your **entire email address**, not just the first part.





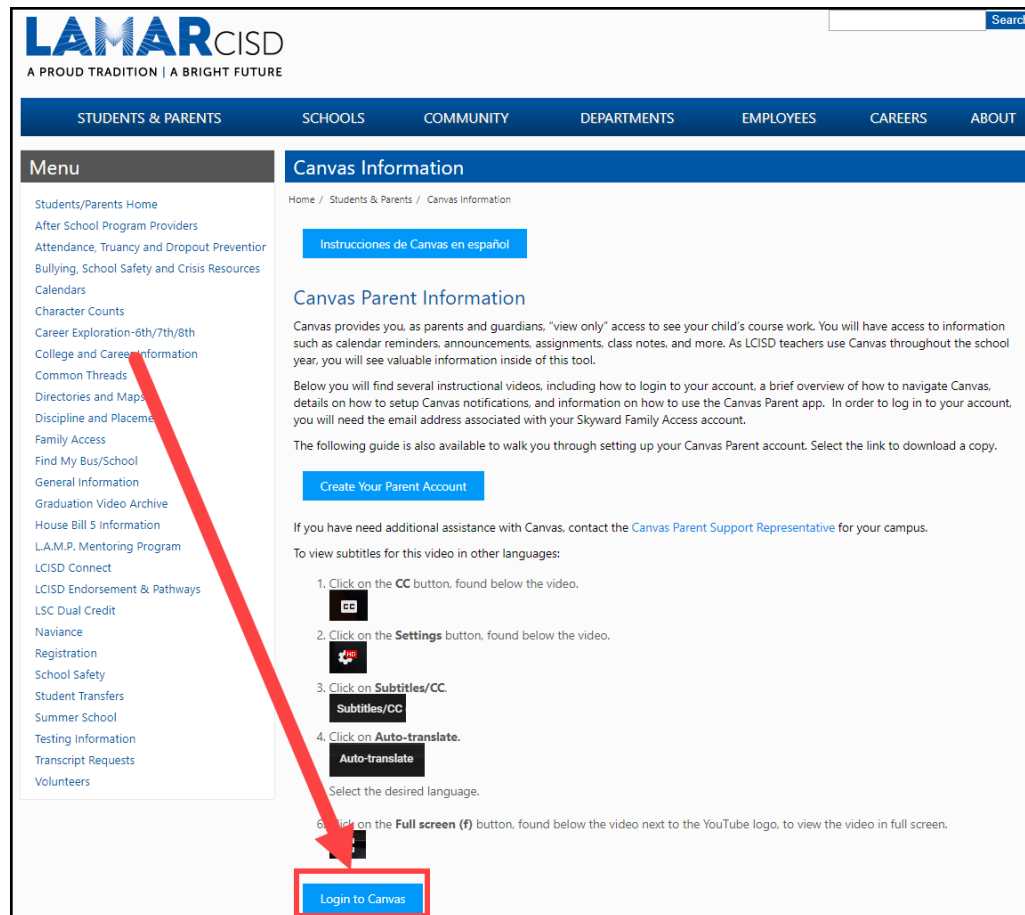
# Accessing Canvas for the First Time

Go to the LCISD home page and choose the Canvas option.  
(or go to [canvas.lcisd.org](https://canvas.lcisd.org))

The screenshot shows the LCISD website home page. At the top, there is a navigation bar with icons for Family Access, ClassLink, Find My Bus/School, Register Online, District Calendars, School Menus, and social media links for Twitter, Facebook, YouTube, Instagram, and RSS. Below this is the LCISD logo and a search bar. A main navigation menu includes links for STUDENTS & PARENTS, SCHOOLS, COMMUNITY, DEPARTMENTS, EMPLOYEES, CAREERS, and ABOUT. The main content area features a large yellow banner for the 'Character Trait for October' which is 'RESPECT', with the tagline 'Treat others with respect | Be tolerant and accepting | Be considerate of others'. To the right of the banner are three smaller promotional boxes: 'STRATEGIC PLAN', 'Bond2017', and 'CULVER ELEMENTARY'. At the bottom right, the Canvas logo is highlighted with a red box, and a red arrow points from the 'RESPECT' banner to it.

# Accessing Canvas for the First Time

Select the **Login to Canvas** button  
(or go to [canvas.lcisd.org](https://canvas.lcisd.org))



**LAMAR**CISD  
A PROUD TRADITION | A BRIGHT FUTURE

STUDENTS & PARENTS SCHOOLS COMMUNITY DEPARTMENTS EMPLOYEES CAREERS ABOUT

**Menu**

- Students/Parents Home
- After School Program Providers
- Attendance, Truancy and Dropout Prevention
- Bullying, School Safety and Crisis Resources
- Calendars
- Character Counts
- Career Exploration-6th/7th/8th
- College and Career Information
- Common Threads
- Directories and Maps
- Discipline and Placement
- Family Access
- Find My Bus/School
- General Information
- Graduation Video Archive
- House Bill 5 Information
- L.A.M.P. Mentoring Program
- LCISD Connect
- LCISD Endorsement & Pathways
- LSC Dual Credit
- Naviance
- Registration
- School Safety
- Student Transfers
- Summer School
- Testing Information
- Transcript Requests
- Volunteers

**Canvas Information**

Home / Students & Parents / Canvas Information

[Instrucciones de Canvas en español](#)

**Canvas Parent Information**

Canvas provides you, as parents and guardians, "view only" access to see your child's course work. You will have access to information such as calendar reminders, announcements, assignments, class notes, and more. As LCISD teachers use Canvas throughout the school year, you will see valuable information inside of this tool.

Below you will find several instructional videos, including how to login to your account, a brief overview of how to navigate Canvas, details on how to setup Canvas notifications, and information on how to use the Canvas Parent app. In order to log in to your account, you will need the email address associated with your Skyward Family Access account.

The following guide is also available to walk you through setting up your Canvas Parent account. Select the link to download a copy.

[Create Your Parent Account](#)

If you have need additional assistance with Canvas, contact the [Canvas Parent Support Representative](#) for your campus.

To view subtitles for this video in other languages:

1. Click on the **CC** button, found below the video.
2. Click on the **Settings** button, found below the video.
3. Click on **Subtitles/CC**.
4. Click on **Auto-translate**.

Select the desired language.

6. Click on the **Full screen (f)** button, found below the video next to the YouTube logo, to view the video in full screen.

[Login to Canvas](#)



# Accessing Canvas for the First Time

Select **Forgot Password?**

The screenshot shows the LAMAR CISD login interface. At the top left is the logo for LAMAR CISD with the tagline 'A PROUD TRADITION | A BRIGHT FUTURE'. Below the logo are two input fields: 'Username' and 'Password'. Under the 'Password' field, there is a checkbox labeled 'Stay signed in' and a 'Log In' button. A red rectangular box highlights the text 'Forgot Password?' which is a link. At the bottom of the page, there are links for 'Help', 'Privacy Policy', 'Acceptable Use Policy', 'Facebook', and 'Twitter'. The INSTRUCTURE logo is centered at the very bottom.



# Accessing Canvas for the First Time

- Enter your **entire email address**
- Select **Request Password**

**LAMAR**CISD  
A PROUD TRADITION | A BRIGHT FUTURE

Enter your Username and we'll send you a link to change your password.

Username **1**

**PARENT.EMAIL@YAHOO.COM**

[Back to Login](#) **2** Request Password

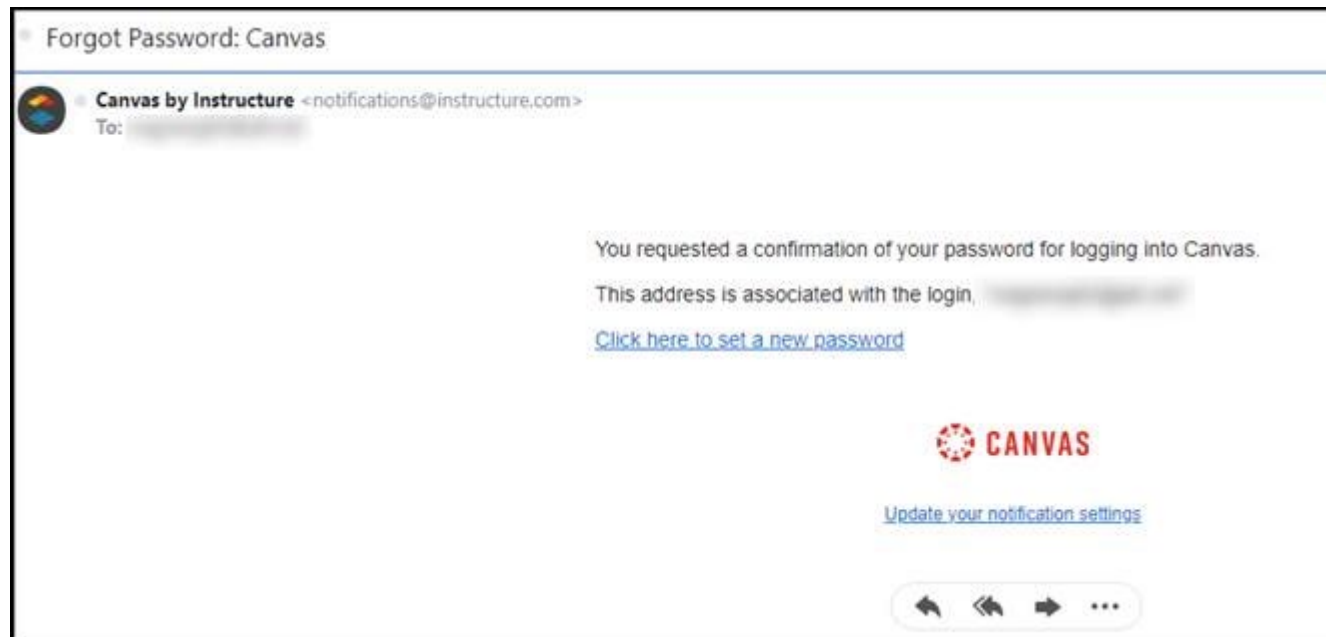
[Help](#) [Privacy Policy](#) [Acceptable Use Policy](#) [Facebook](#) [Twitter](#)

INSTRUCTURE



# Accessing Canvas for the First Time

- Check your email for an email from Canvas by Instructure: [notifications@instructure.com](mailto:notifications@instructure.com)
- It may be in your junk folder
- Depending on requests, etc. it may take a number of hours to come through





- We recommend downloading the Canvas **Student app** from your app store. It offers many more options.
- When using the Student app, parents still log in with the observer account credentials.



Download  
the App



Questions?





A Canvas course is created for each of your child's classes. We will take a look at different options in Canvas:

- Dashboard
- Courses
- Calendar
- Inbox

## Navigating Canvas





# Global Navigation - The Dashboard

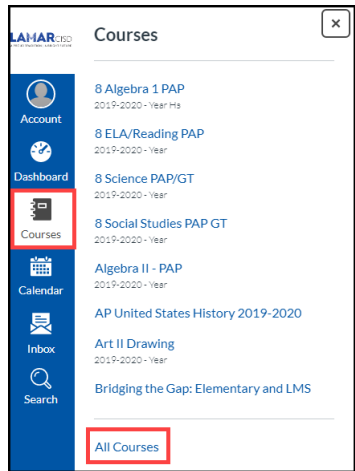
The Dashboard is where you land when you log in

- Each course has it's own card
- Select a card to visit that course

The screenshot shows the LAMAR CUSD Dashboard. On the left is a blue sidebar with navigation icons: Account, Dashboard (highlighted with a red box), Courses, Calendar, Inbox, Search, and Help. The main area displays a grid of course cards. The '8 ELA/Reading PAP' card is highlighted with a red border. Below the grid is a section titled 'Bridging the Gap: Elementary and LMS' featuring a cartoon character and the names Noreen Daoley (@nodooley) and Paul Wagner (@pwagnerlcisd).

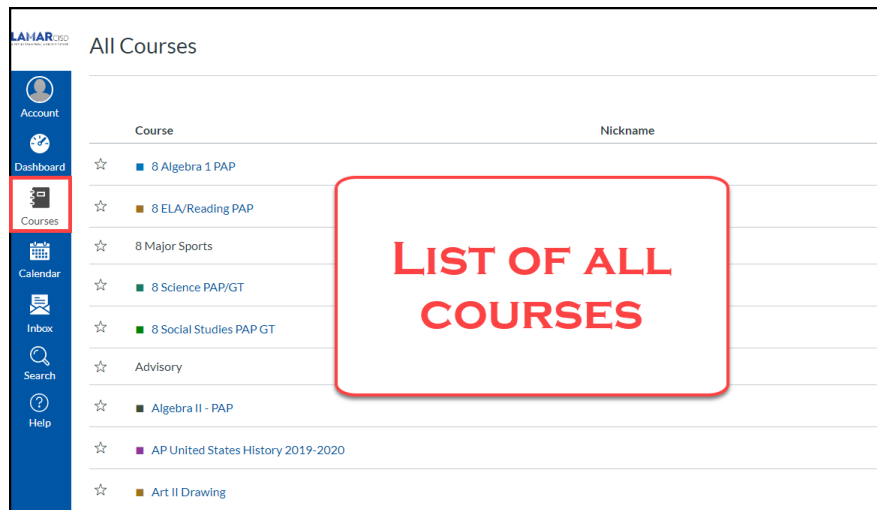
Course Title	Year
8 Algebra 1 PAP	2019-2020 - Year Hs
8 ELA/Reading PAP	2019-2020 - Year
8 Science PAP/GT	2019-2020 - Year
8 Social Studies PAP GT	2019-2020 - Year
Algebra II - PAP	2019-2020 - Year
AP United States History 2019-20...	US History AP
Art II Drawing	2019-2020 - Year

# Global Navigation - Courses Option



Select the Courses option to see a list of favorited courses, usually the current courses.

- ▶ Select a course to go to it immediately.
- ▶ Select **All Courses** at the bottom of the pop up to see a list of all courses.
- ▶ Courses in **blue** are published. Courses in gray are not.



# Global Navigation - Calendar Option



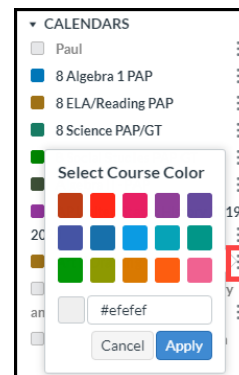
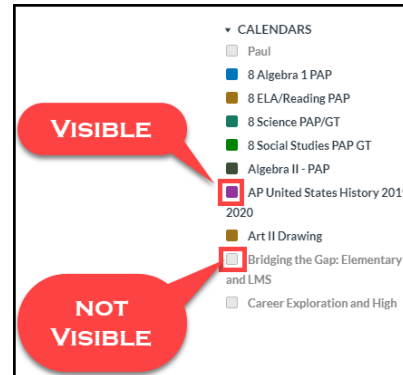
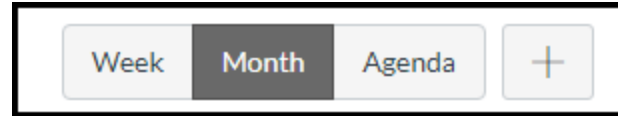
- All courses represented on one calendar
- The color of event matches color of course

The screenshot shows the LAHAR LMS interface. At the top, it displays 'Today' and 'October 2019' with navigation arrows. Below this is a calendar grid with columns for SUN, WED, THU, FRI, and SAT. Events are color-coded: green for 'Universe Vocab Quiz' and 'Chapter 8 lesson quiz 2', yellow for 'Phidias Spread', 'Polykleitos Spread', and 'Head of a Roman Patrician Spread', and blue for 'Chapter 8 lesson quiz 3' and 'Season Quiz 2019'. A red callout box with the text 'COLOR SIGNIFIES THE COURSE' points to a yellow event on Friday, October 4th. On the right, a 'CALENDARS' list shows '8 ELA/Reading PAP' highlighted in yellow, matching the event color. Other courses listed include 8 Algebra 1 PAP, 8 Science PAP/GT, 8 Social Studies PAP GT, Algebra II - PAP, AP United States History 2019-2020, Art II Drawing, Bridging the Gap: Elementary and LMS, and Career Exploration and High. A 'Calendar Feed' option is also visible at the bottom right.

# Global Navigation - Calendar Option



- Change the view of the calendar
- Color in box = visible calendar
  - Only 10 calendars can be selected to view at one time
- Change the color by clicking “ ... ”





# Global Navigation - Inbox Option

- Send to and/or receive messages from teachers
- Works much like email

The screenshot displays the LAMAR CISD user interface. At the top, there are dropdown menus for "All Courses" and "Inbox". The left sidebar contains navigation options: Account, Dashboard, Courses, Calendar, and Inbox, with the Inbox option highlighted in a red box. The main content area shows a list of messages with dates and subject lines. A red-bordered box with the text "MESSAGES TO/FROM TEACHERS" is overlaid on the message list.

MESSAGES  
TO/FROM  
TEACHERS



Questions?





LAHAR CUSD  
Dashboard

Account

Dashboard

Courses

Calendar

Inbox

Search

Help

8 Algebra 1 PAP  
8 Algebra 1 PAP  
2019-2020 - Year Hs

8 ELA/Reading PAP  
8 ELA/Reading PAP  
2019-2020 - Year

8 Science PAP/GT  
8 Science PAP/GT  
2019-2020 - Year

8 Social Studies PAP GT  
8 Social Studies PAP GT  
2019-2020 - Year

Algebra II - PAP  
Algebra II - PAP  
2019-2020 - Year

AP United States History 2019-20...  
US History AP

Art II Drawing  
Art II Drawing  
2019-2020 - Year

Bridging the Gap  
Elementary and LMS

Noreen Dooley @nodooley Paul Wagner @pwagnerlcisd

Bridging the Gap: Elementary and ...  
Elem LMS

# Inside a Course

# Syllabus (Home) Page



Course Navigation

Recent Announcements

Level Up Training Sandbox

LAMAR CISD  
A PROUD TRADITION, A BRIGHT FUTURE

Welcome

Welcome Video Example for Canvas C...

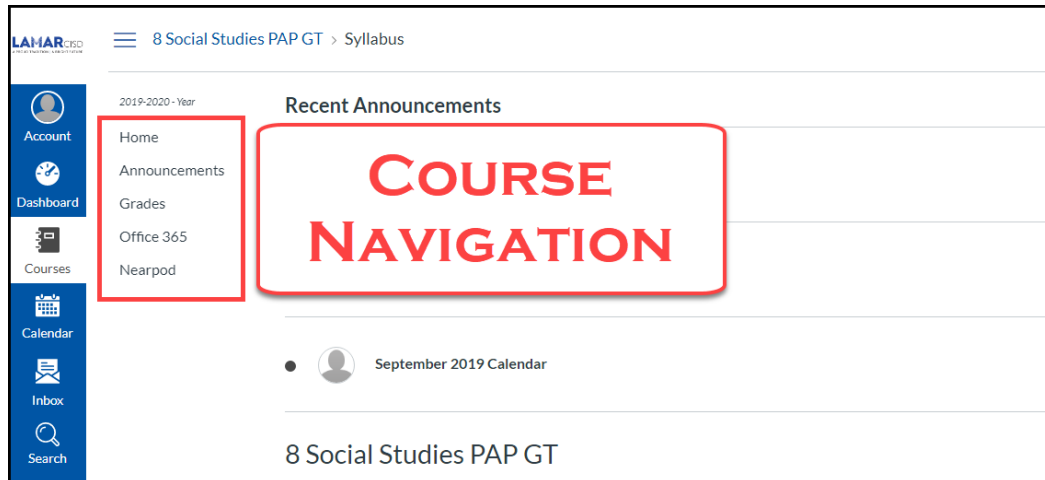
Contact Information

Contact and Schedule Information

Syllabus page - This should be your course home page

- ▶ Recent Announcements on top
- ▶ Welcome Video
- ▶ Teacher Information
- ▶ Teacher Schedule
- ▶ Course Navigation

# Course Navigation



The screenshot shows a web interface for a course titled "8 Social Studies PAP GT". The page has a blue sidebar on the left with navigation options: Account, Dashboard, Courses, Calendar, Inbox, and Search. The main content area is titled "8 Social Studies PAP GT > Syllabus". Below the title, there is a "2019-2020 - Year" section with a "Recent Announcements" header. A red box highlights the "Home" link in the sidebar and a large red box with the text "COURSE NAVIGATION" in the main content area. Below the announcements, there is a "September 2019 Calendar" link and the course title "8 Social Studies PAP GT" at the bottom.

Course navigation will look different for each course - teacher discretion

- ▶ Home page
- ▶ Announcements - view all announcements, not just recent
- ▶ Modules - like a table of contents. Use this to access learning experiences
- ▶ Grades - NOT THE OFFICIAL GRADEBOOK - **check Skyward**



Questions?





You can choose what type of notifications  
you receive, how often you receive them,  
AND where you receive them!

# Notifications

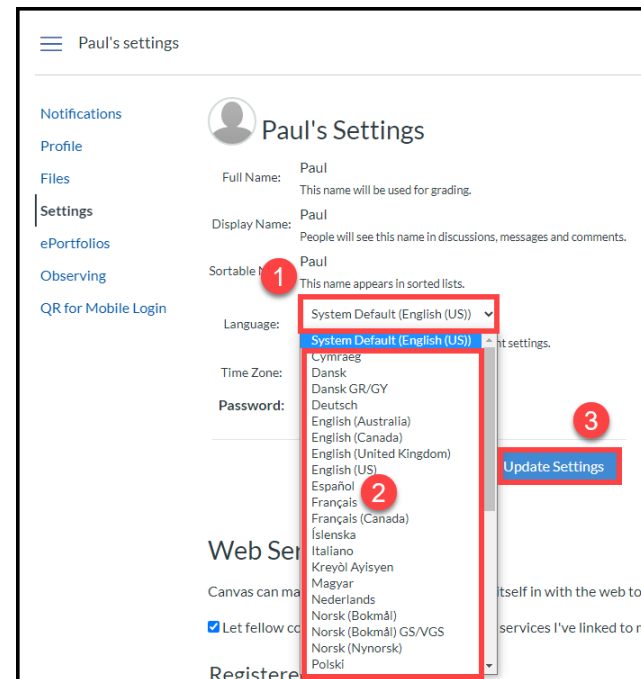

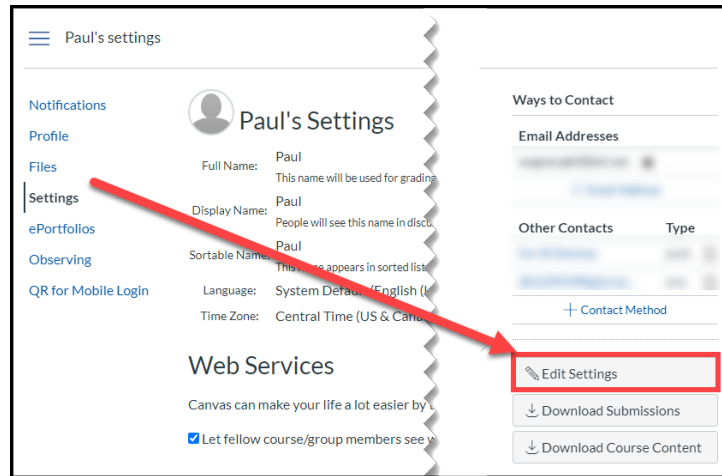
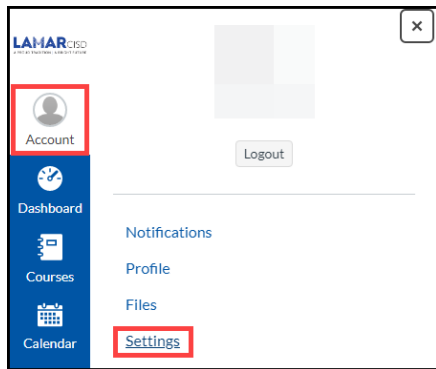





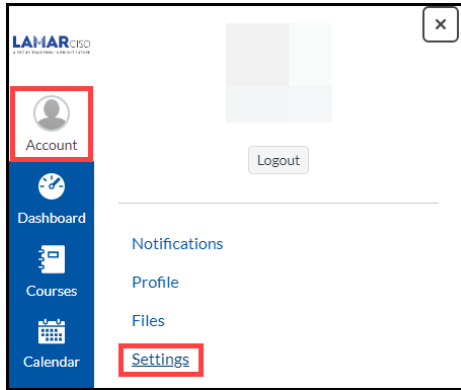
# Language Settings

Change the default language:

- ▶ Account > Settings
- ▶ Edit Settings
- ▶ Select Language
- ▶ Update Settings

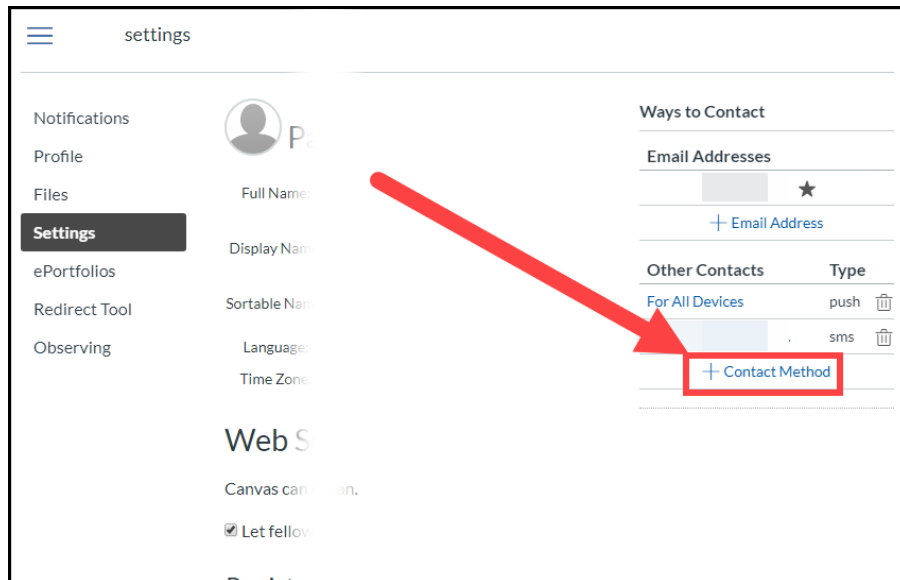


# Add Contact Method



Add a Contact Method to receive notifications as text messages if you like:

- ▶ Account > Settings
- ▶ + Contact Method
- ▶ Add cell number and carrier
- ▶ Follow prompts

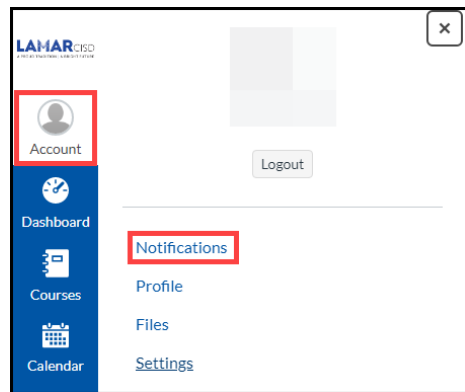






# Recommended Settings

- ▶ Determine what you receive
  - ▶ Account > Notifications
  - ▶ Recommended
    - ▶ Announcement
    - ▶ Conversation Message
- ▶ Determine how often to receive



**Notification Preferences**

Notify me right away     Send daily summary     Send weekly summary     Do not send me anything

Show name of observed students in notifications.

	Email Address	Push Notification For All Devices
Due Date	<input checked="" type="checkbox"/> <input type="checkbox"/> <input type="checkbox"/> <input type="checkbox"/>	<input checked="" type="checkbox"/> <input type="checkbox"/>
Grading Policies	<input checked="" type="checkbox"/> <input type="checkbox"/> <input type="checkbox"/> <input type="checkbox"/>	<input checked="" type="checkbox"/> <input type="checkbox"/>
Course Content	<input checked="" type="checkbox"/> <input type="checkbox"/> <input type="checkbox"/> <input checked="" type="checkbox"/>	<input checked="" type="checkbox"/> <input type="checkbox"/>
Files	<input checked="" type="checkbox"/> <input type="checkbox"/> <input type="checkbox"/> <input checked="" type="checkbox"/>	<input checked="" type="checkbox"/> <input type="checkbox"/>
Announcement	<input checked="" type="checkbox"/> <input type="checkbox"/> <input type="checkbox"/> <input type="checkbox"/>	<input checked="" type="checkbox"/> <input type="checkbox"/>
Announcement Created By You	<input checked="" type="checkbox"/> <input type="checkbox"/> <input type="checkbox"/> <input checked="" type="checkbox"/>	<input checked="" type="checkbox"/> <input type="checkbox"/>

Questions?





STUDENTS & PARENTS   SCHOOLS   COMMUNITY   DEPARTMENTS   EMPLOYEES   CAREERS   ABOUT

Menu **1** Students & Parents Home

Home / Students & Parents / Students/Parents Home

Students/Parents Home

- After School Program Providers
- Attendance, Truancy and Dropout Preventic
- Bullying, School Safety and Crisis Resource:
- Calendars
- Character Counts
- Career Exploration-6th/7th/8th
- college and Career Information
- School Safety
- Student Help Desk
- Student Transfers
- Summer School
- Testing Information
- Transcript Requests
- Volunteers

**SPEAK UP**  
Bullying and Student Safety Reporting

**2** Canvas

Lamar Consolidated... Canvas Learning Management System with all campuses across the district. Canvas is a digital tool that provides teachers, students, and parents a platform for accessing a variety of educational resources online, all from one location. Teachers and students continue to broaden their knowledge and usage of the many different features within Canvas. They use Canvas to communicate, post class resources, and participate in various learning experiences...all within a safe, online environment. We continue to be amazed when we see the creative and innovative ways that Canvas is used by teachers and students. We look forward to having Canvas be our one-stop shop for communicating and learning now and in the future.

Canvas Information   Canvas FAQs English

Canvas FAQs Spanish

Online Registration

**English**

Click here to proceed

**Español**

Haga clic aquí para continuar

Guide to Summer Learning

ClassLink

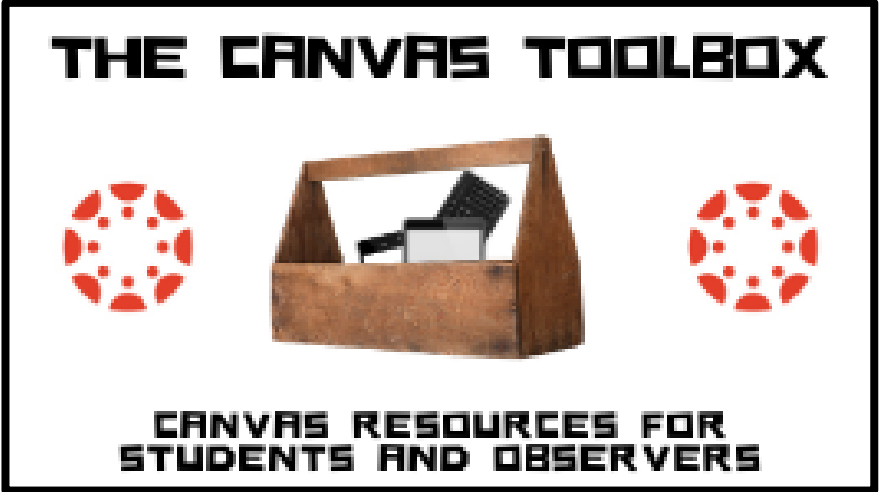
classlink ClassLink provides OneClick, single sign-on access to LCISD applications such as Office 365, online textbooks, library research resources, and instant access to files at school and in the cloud.

Access ClassLink

# Resources





# The Canvas Toolbox



- ▶ Provides resources to help with performing tasks and troubleshooting within Canvas

# The Canvas Toolbox



- ▶ Broken down into categories for easier navigation
- ▶ “The Rich Content Editor” is for adding text, etc. to a response
- ▶ Changing settings and notifications part of “What is Canvas”
- ▶ Canvas Inbox and Calendar under Communication





# The LCISD Website - More Information

1. Select **Students and Parents**
2. Scroll down to **Canvas section**

The screenshot shows the LCISD website's navigation menu with 'STUDENTS & PARENTS' highlighted. A red circle with the number '1' is placed over the 'Students & Parents Home' link in the menu. Below the menu, the main content area features a large photo of a diverse group of students and staff. To the right of the photo are sections for 'Online Registration' (with 'English' and 'Español' buttons), 'Family Access' (with a 'Login' button), and 'Summer Connect' (with a 'Guide to Summer Learning' graphic). Below these is the 'Canvas' section, which is highlighted with a red box and a red circle with the number '2'. The Canvas section contains text about the Canvas Learning Management System and three buttons: 'Canvas Information', 'Canvas FAQs English', and 'Canvas FAQs Spanish'. At the bottom left of the page is the 'SPEAK UP' logo.

- ▶ Canvas Information
  - ▶ Download a paper guide
  - ▶ Access the Canvas login page
  - ▶ Watch the video guides to review different features
- ▶ Frequently Asked Questions (FAQs)

Questions?





canvas

Canvas Parent Access