

# Campus Climate Survey

2020-2021 Survey Results - Parents

## Arredondo Elementary

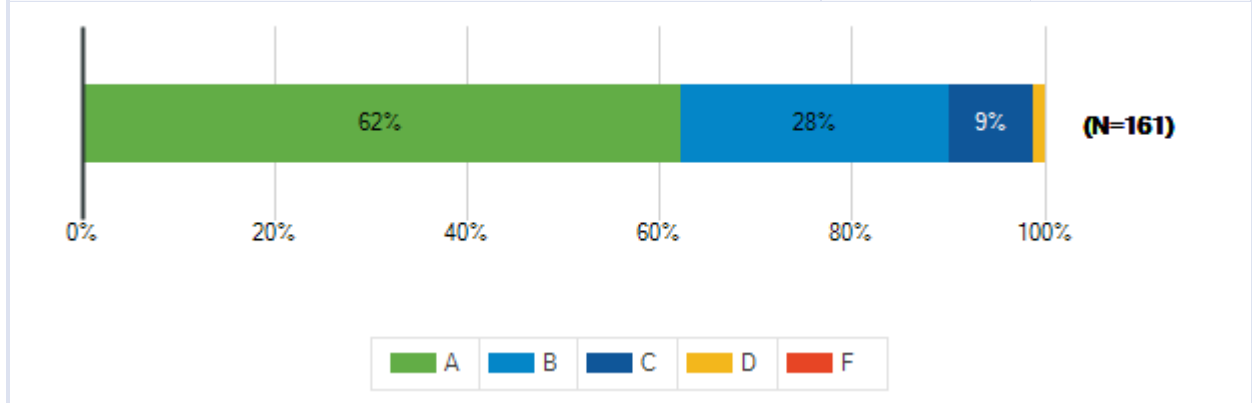
Lamar Consolidated ISD  
November 30 - December 20, 2020



Lamar Consolidated ISD  
2020-2021 Campus Climate Survey

Students receive grades of A, B, C, D or F to report the quality of their work. What grade would you give the overall quality of your child's school? On this scale, A represents outstanding, C is average and F is failing.

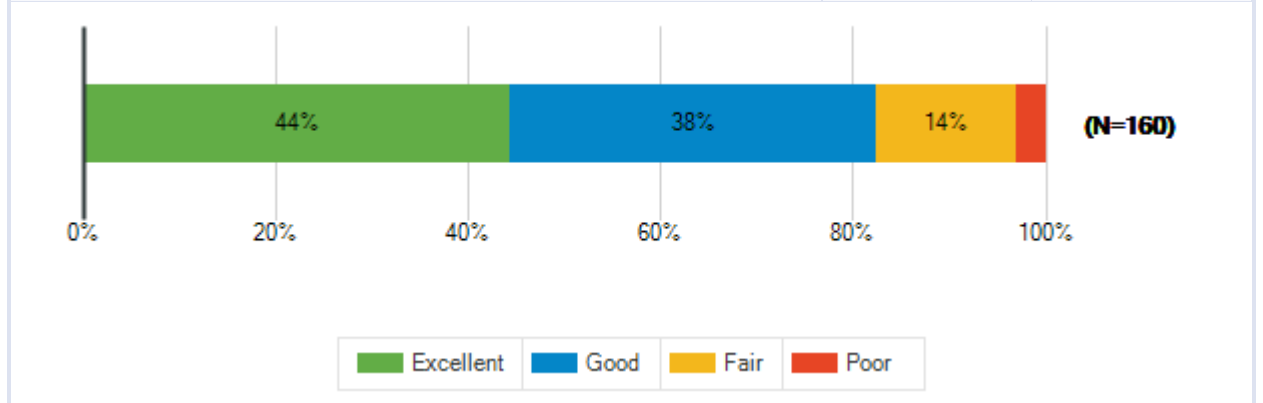
Responses	Count	%
A	100	62%
B	45	28%
C	14	9%
D	2	1%
F	0	0%
<b>Total Responses</b>	<b>161</b>	



Lamar Consolidated ISD  
2020-2021 Campus Climate Survey

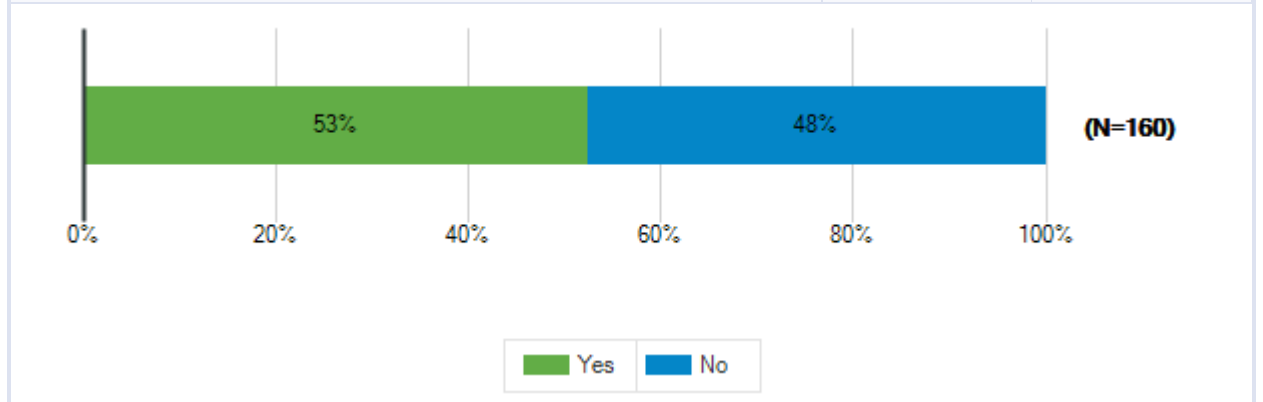
Overall, how would you rate how Lamar CISD handled the COVID-19 pandemic for the 2020-2021 school year?

Responses	Count	%
Excellent	71	44%
Good	61	38%
Fair	23	14%
Poor	5	3%
<b>Total Responses</b>	<b>160</b>	



Has your child participated in virtual learning during the 2020-2021 school year?

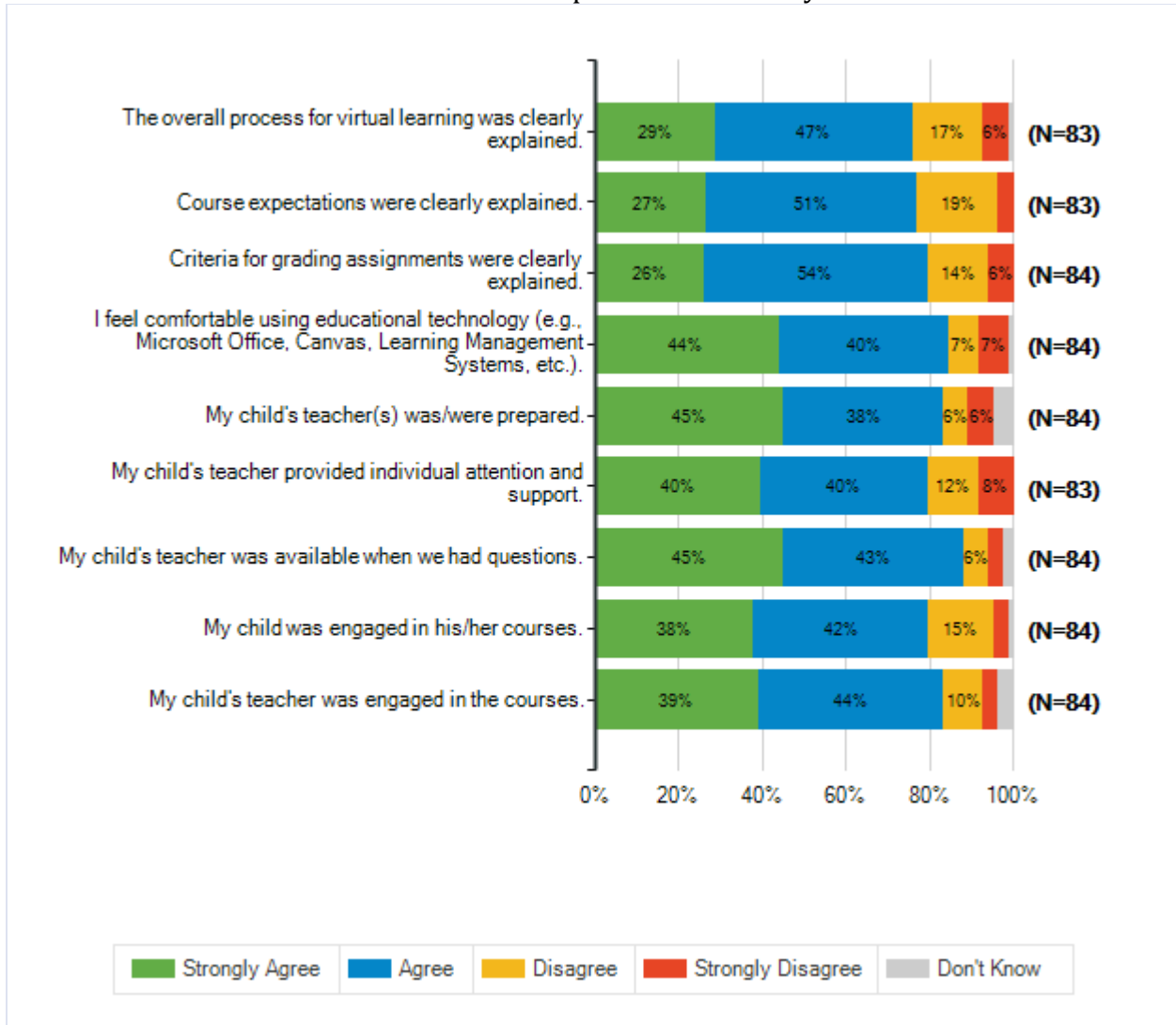
Responses	Count	%
Yes	84	53%
No	76	48%
<b>Total Responses</b>	<b>160</b>	



Lamar Consolidated ISD  
2020-2021 Campus Climate Survey

<b>Overall Preparation for Virtual Learning</b>							
<b>How strongly do you agree or disagree with the following statements?</b>							
		<b>Strongly Agree</b>	<b>Agree</b>	<b>Disagree</b>	<b>Strongly Disagree</b>	<b>Don't Know</b>	<b>Total Responses</b>
	The overall process for virtual	24	39	14	5	1	
(a)	learning was clearly explained.	29%	47%	17%	6%	1%	83
	Course expectations were	22	42	16	3	0	
(b)	clearly explained.	27%	51%	19%	4%	0%	83
	Criteria for grading	22	45	12	5	0	
(c)	assignments were clearly explained.	26%	54%	14%	6%	0%	84
	I feel comfortable using	37	34	6	6	1	
(d)	Microsoft Office, Canvas, Learning Management Systems, etc.).	44%	40%	7%	7%	1%	84
	My child's teacher(s)	38	32	5	5	4	
(e)	was/were prepared.	45%	38%	6%	6%	5%	84
	My child's teacher provided	33	33	10	7	0	
(f)	individual attention and support.	40%	40%	12%	8%	0%	83
	My child's teacher was	38	36	5	3	2	
(g)	available when we had questions.	45%	43%	6%	4%	2%	84
	My child was engaged in	32	35	13	3	1	
(h)	his/her courses.	38%	42%	15%	4%	1%	84
	My child's teacher was	33	37	8	3	3	
(i)	engaged in the courses.	39%	44%	10%	4%	4%	84

Lamar Consolidated ISD  
2020-2021 Campus Climate Survey

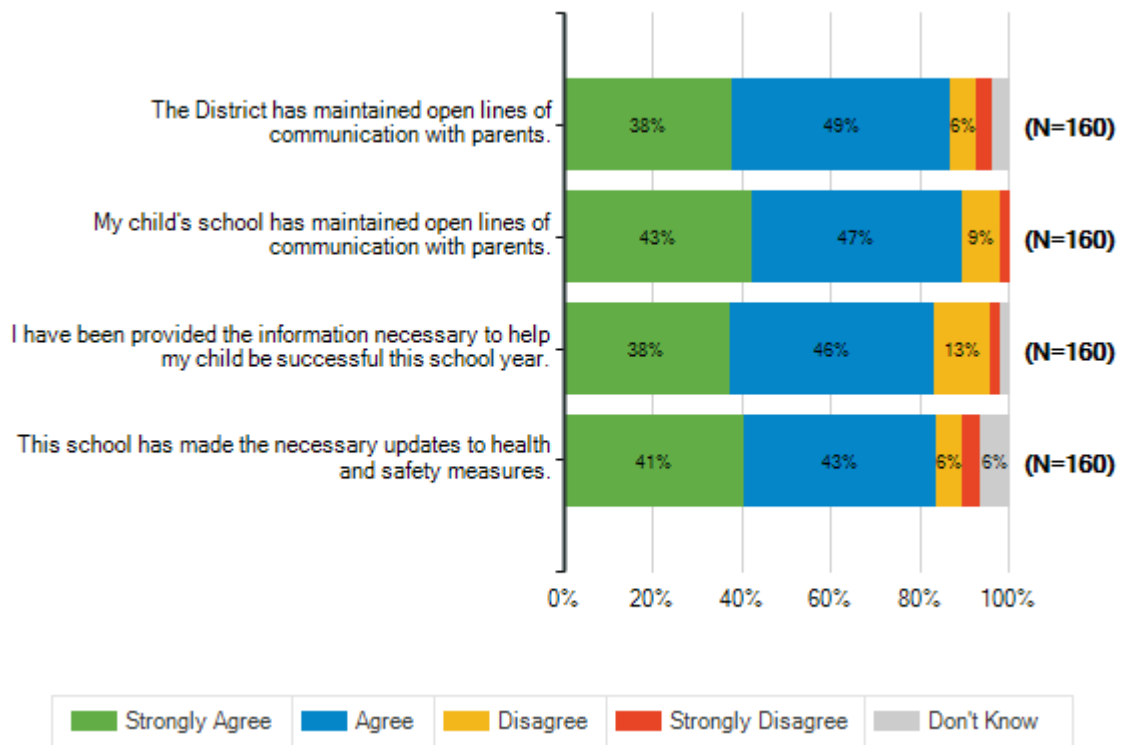


Lamar Consolidated ISD  
2020-2021 Campus Climate Survey

Below are statements about the management of the COVID-19 pandemic. As you respond, please think about your experiences this school year.

How strongly do you agree or disagree with the following statements?

		Strongly Agree	Agree	Disagree	Strongly Disagree	Don't Know	Total Responses
	The District has maintained	61	78	9	6	6	
(a)	open lines of communication with parents.	38%	49%	6%	4%	4%	160
	My child's school has	68	75	14	3	0	
(b)	maintained open lines of communication with parents.	43%	47%	9%	2%	0%	160
	I have been provided the information necessary to help	60	73	20	4	3	
(c)	my child be successful this school year.	38%	46%	13%	3%	2%	160
	This school has made the	65	69	9	7	10	
(d)	necessary updates to health and safety measures.	41%	43%	6%	4%	6%	160



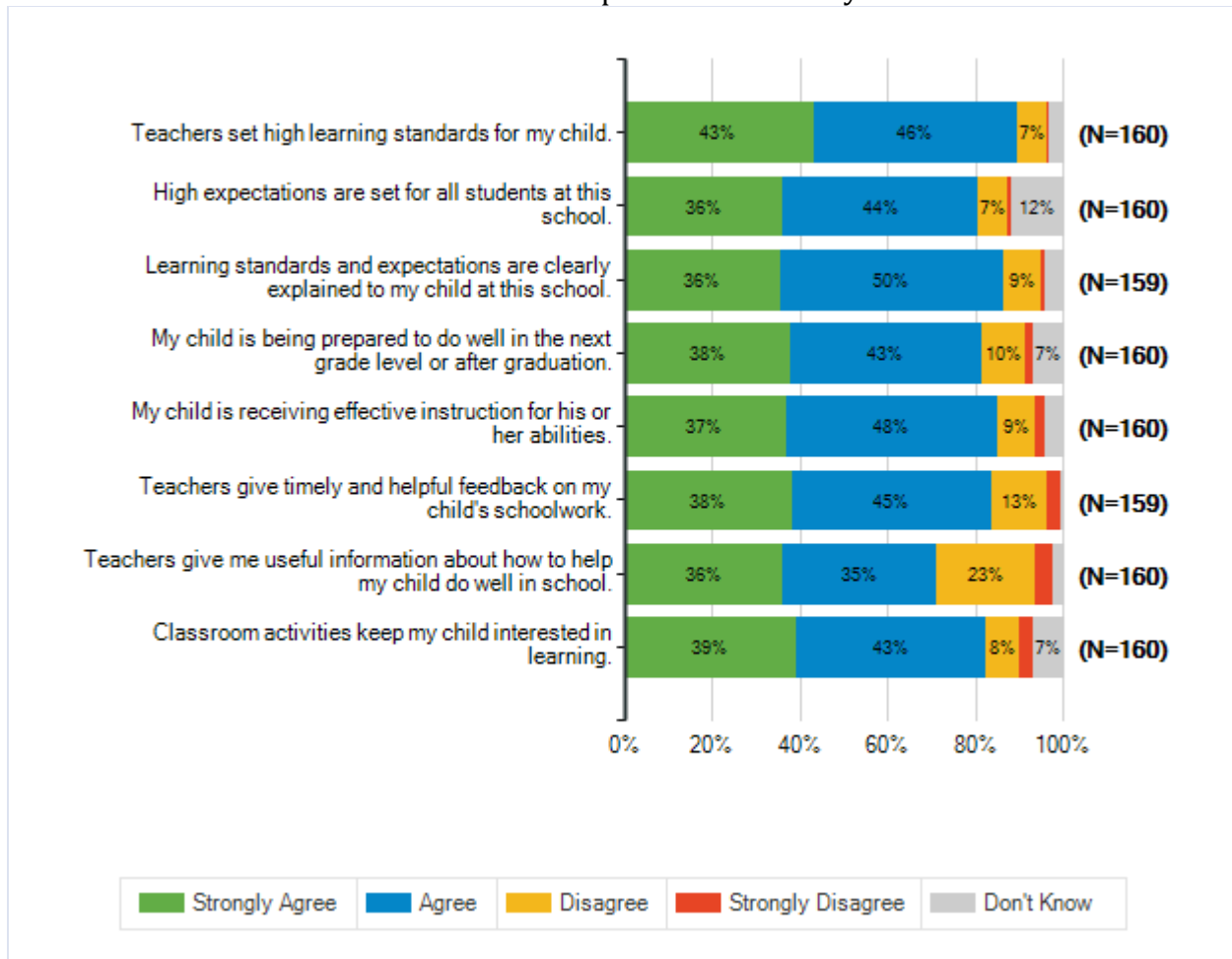
Lamar Consolidated ISD  
2020-2021 Campus Climate Survey

Below are statements about the quality of education your child receives at this school. As you respond, please think about your experiences this school year.

How strongly do you agree or disagree with each of the following statements?

		Strongly Agree	Agree	Disagree	Strongly Disagree	Don't Know	Total Responses
(a)	Teachers set high learning standards for my child.	69 43%	74 46%	11 7%	1 1%	5 3%	160
(b)	High expectations are set for all students at this school.	58 36%	71 44%	11 7%	1 1%	19 12%	160
(c)	Learning standards and expectations are clearly explained to my child at this school.	57 36%	80 50%	14 9%	1 1%	7 4%	159
(d)	My child is being prepared to do well in the next grade level or after graduation.	61 38%	69 43%	16 10%	3 2%	11 7%	160
(e)	My child is receiving effective instruction for his or her abilities.	59 37%	77 48%	14 9%	3 2%	7 4%	160
(f)	Teachers give timely and helpful feedback on my child's schoolwork.	61 38%	72 45%	20 13%	5 3%	1 1%	159
(g)	Teachers give me useful information about how to help my child do well in school.	58 36%	56 35%	36 23%	6 4%	4 3%	160
(h)	Classroom activities keep my child interested in learning.	63 39%	69 43%	12 8%	5 3%	11 7%	160

Lamar Consolidated ISD  
2020-2021 Campus Climate Survey



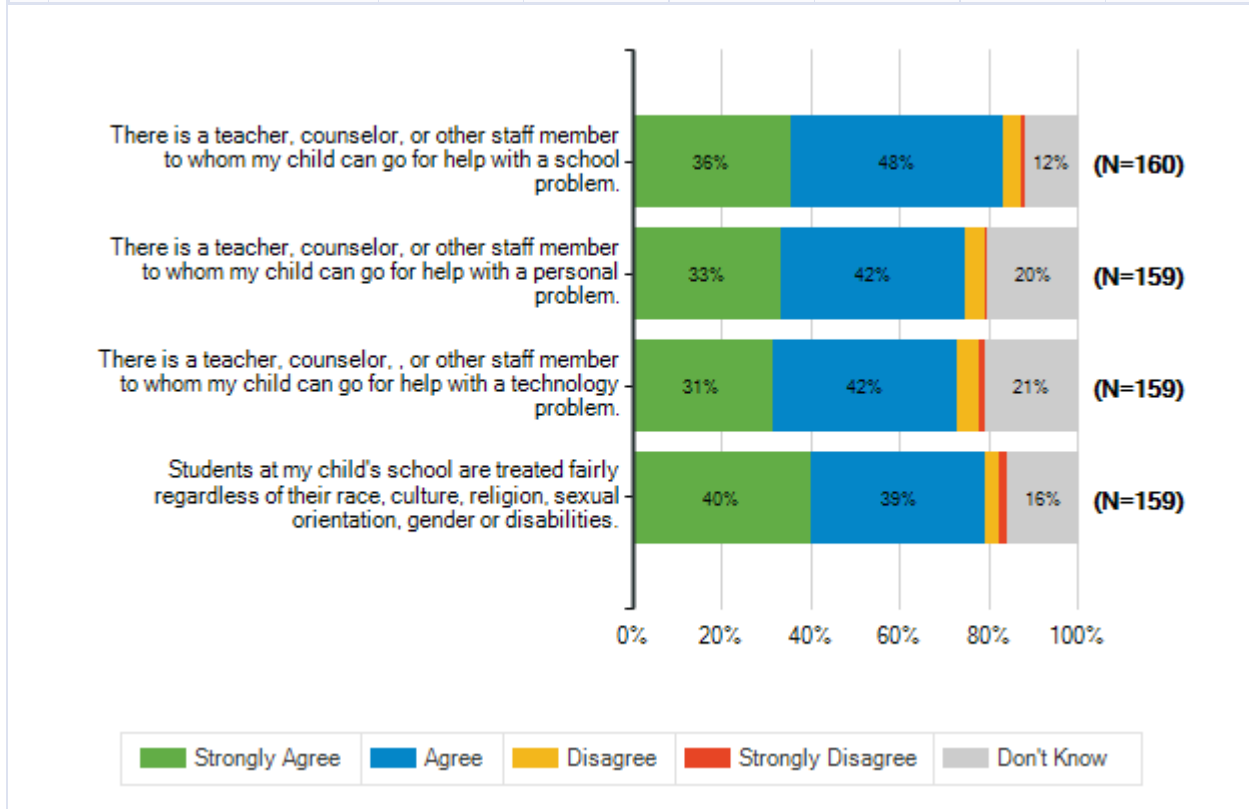


Lamar Consolidated ISD  
2020-2021 Campus Climate Survey

Below are statements about the support students receive at school. As you respond, please think about your experiences this school year.

How strongly do you agree or disagree with each of the following statements?

		Strongly Agree	Agree	Disagree	Strongly Disagree	Don't Know	Total Responses
(a)	There is a teacher, counselor, or other staff member to whom my child can go for help with a school problem.	57	76	7	1	19	160
(b)	There is a teacher, counselor, or other staff member to whom my child can go for help with a personal problem.	53	66	7	1	32	159
(c)	There is a teacher, counselor, , or other staff member to whom my child can go for help with a technology problem.	50	66	8	2	33	159
(d)	Students at my child's school are treated fairly regardless of their race, culture, religion, sexual orientation, gender or disabilities.	64	62	5	3	25	159

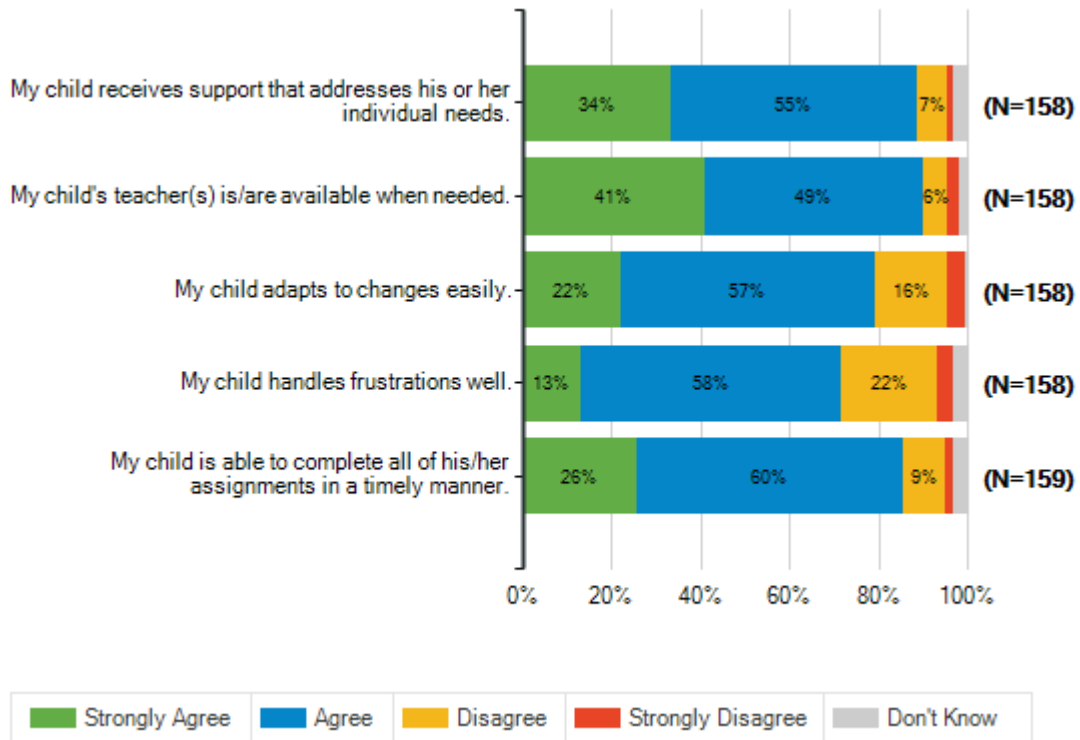


Lamar Consolidated ISD  
2020-2021 Campus Climate Survey

Below are statements about the support students receive at school. As you respond, please think about your experiences this school year.

How strongly do you agree or disagree with each of the following statements?

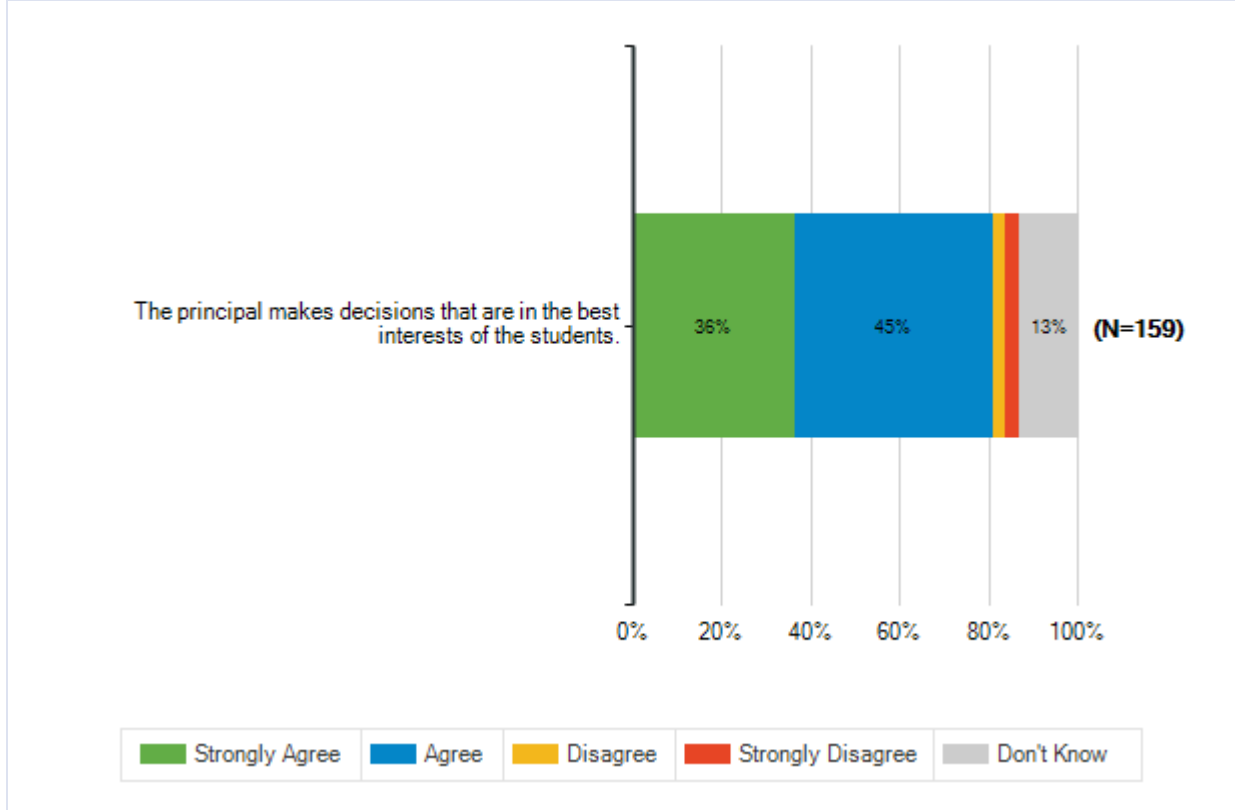
		Strongly Agree	Agree	Disagree	Strongly Disagree	Don't Know	Total Responses
	My child receives support that	53	87	11	2	5	
(a)	addresses his or her individual needs.	34%	55%	7%	1%	3%	158
	My child's teacher(s) is/are	65	77	9	4	3	
(b)	available when needed.	41%	49%	6%	3%	2%	158
	My child adapts to changes	35	90	26	6	1	
(c)	easily.	22%	57%	16%	4%	1%	158
	My child handles frustrations	21	92	34	6	5	
(d)	well.	13%	58%	22%	4%	3%	158
	My child is able to complete	41	95	15	3	5	
(e)	all of his/her assignments in a timely manner.	26%	60%	9%	2%	3%	159



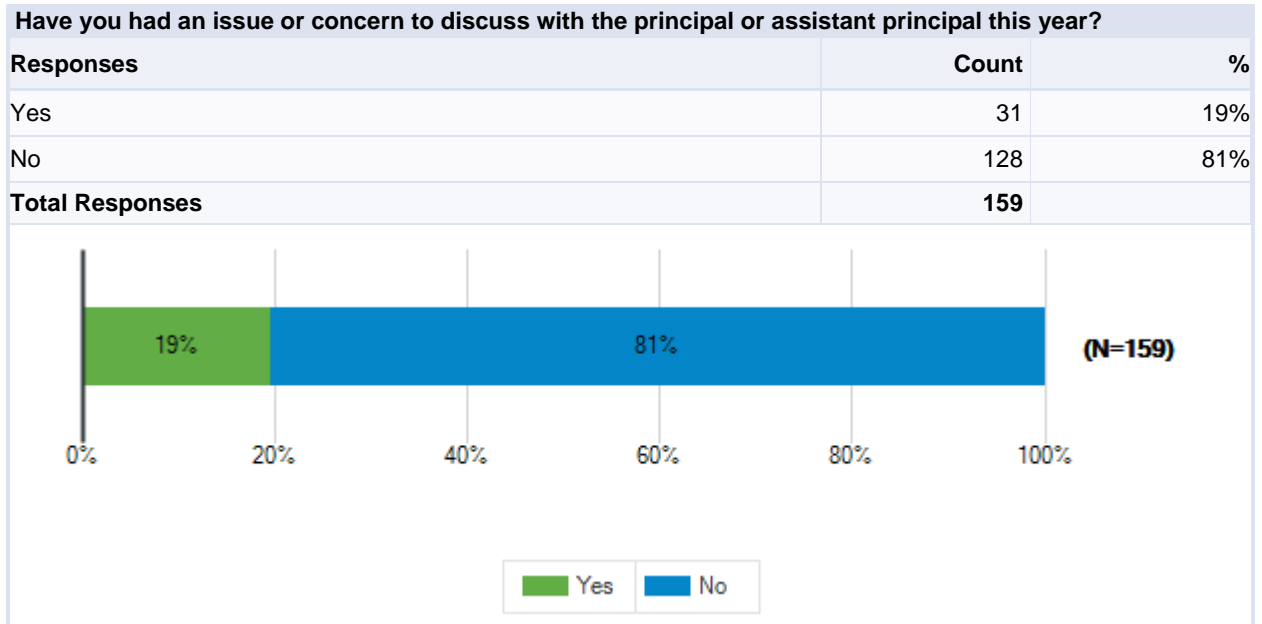
Lamar Consolidated ISD  
2020-2021 Campus Climate Survey

Below are statements related to the principal and assistant principals. As you respond, please think about your experiences this school year.

How strongly do you agree or disagree with each of the following statements?						
	Strongly Agree	Agree	Disagree	Strongly Disagree	Don't Know	Total Responses
The principal makes (a) decisions that are in the best interests of the students.	58 36%	71 45%	4 3%	5 3%	21 13%	159



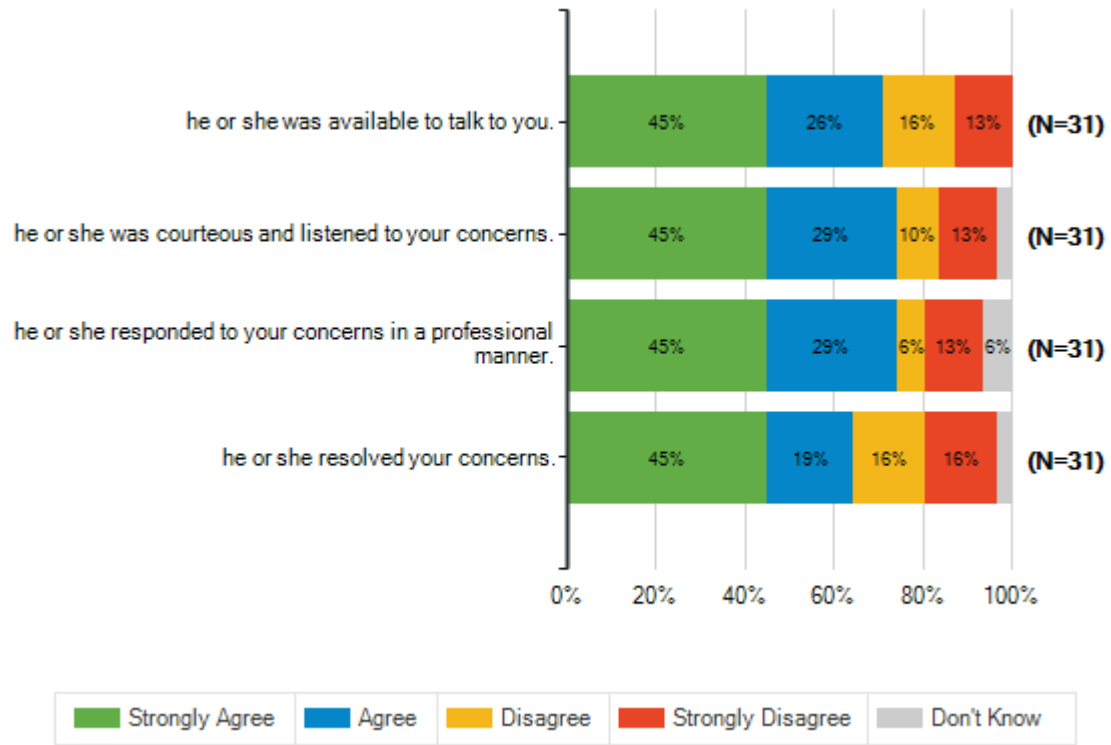
Lamar Consolidated ISD  
2020-2021 Campus Climate Survey



Lamar Consolidated ISD  
2020-2021 Campus Climate Survey

When you have had an issue or concern to discuss with a school administrator . . .

		Strongly Agree	Agree	Disagree	Strongly Disagree	Don't Know	Total Responses
(a)	he or she was available to talk to you.	14	8	5	4	0	31
(b)	he or she was courteous and listened to your concerns.	14	9	3	4	1	31
(c)	he or she responded to your concerns in a professional manner.	14	9	2	4	2	31
(d)	he or she resolved your concerns.	14	6	5	5	1	31



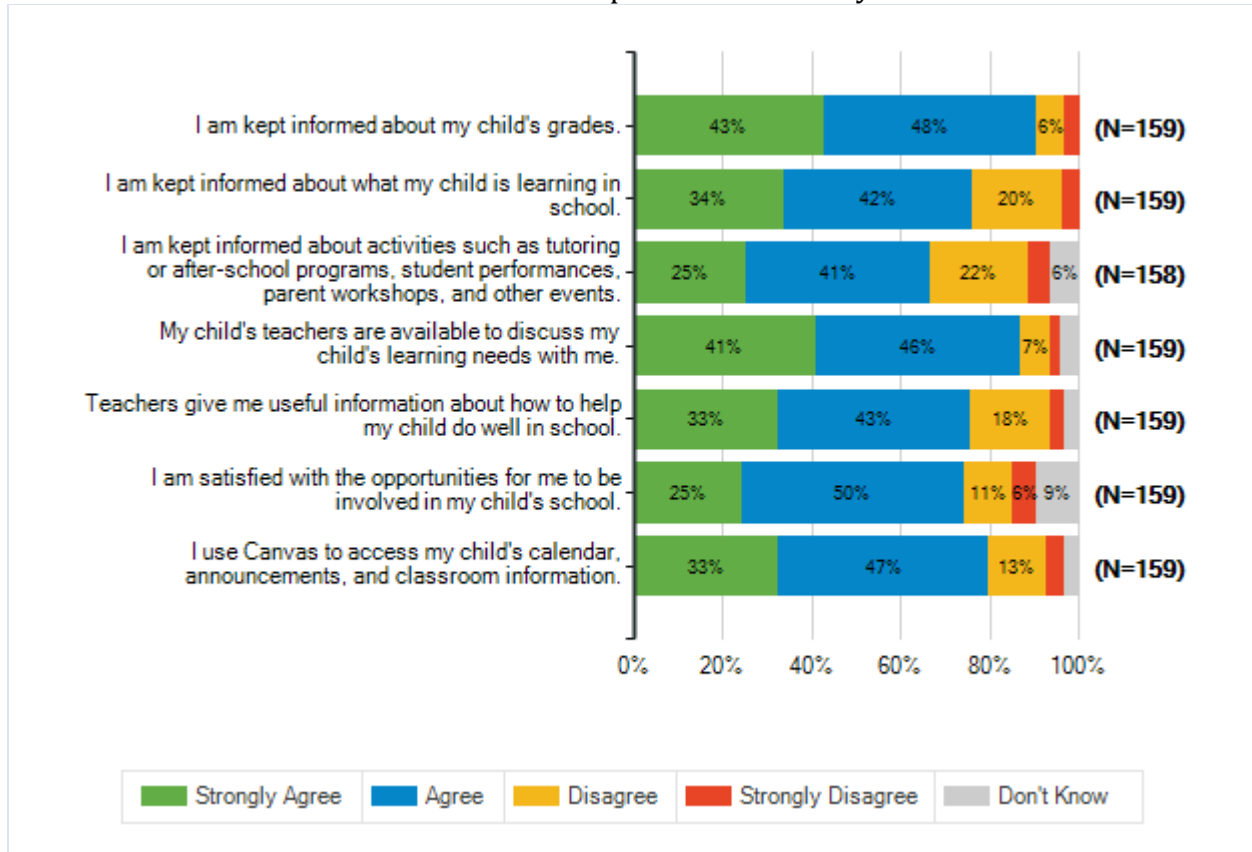
Lamar Consolidated ISD  
2020-2021 Campus Climate Survey

**Below are statements about the relationship between you and your child's school. As you respond, please think about your experiences this school year.**

**How strongly do you agree or disagree with each of the following statements?**

		<b>Strongly Agree</b>	<b>Agree</b>	<b>Disagree</b>	<b>Strongly Disagree</b>	<b>Don't Know</b>	<b>Total Responses</b>
(a)	I am kept informed about my child's grades.	68	76	10	5	0	159
		43%	48%	6%	3%	0%	
(b)	I am kept informed about what my child is learning in school.	54	67	32	6	0	159
		34%	42%	20%	4%	0%	
(c)	I am kept informed about activities such as tutoring or after-school programs, student performances, parent workshops, and other events.	40	65	35	8	10	158
		25%	41%	22%	5%	6%	
(d)	My child's teachers are available to discuss my child's learning needs with me.	65	73	11	3	7	159
		41%	46%	7%	2%	4%	
(e)	Teachers give me useful information about how to help my child do well in school.	52	68	29	5	5	159
		33%	43%	18%	3%	3%	
(f)	I am satisfied with the opportunities for me to be involved in my child's school.	39	79	17	9	15	159
		25%	50%	11%	6%	9%	
(g)	I use Canvas to access my child's calendar, announcements, and classroom information.	52	75	20	7	5	159
		33%	47%	13%	4%	3%	

Lamar Consolidated ISD  
2020-2021 Campus Climate Survey

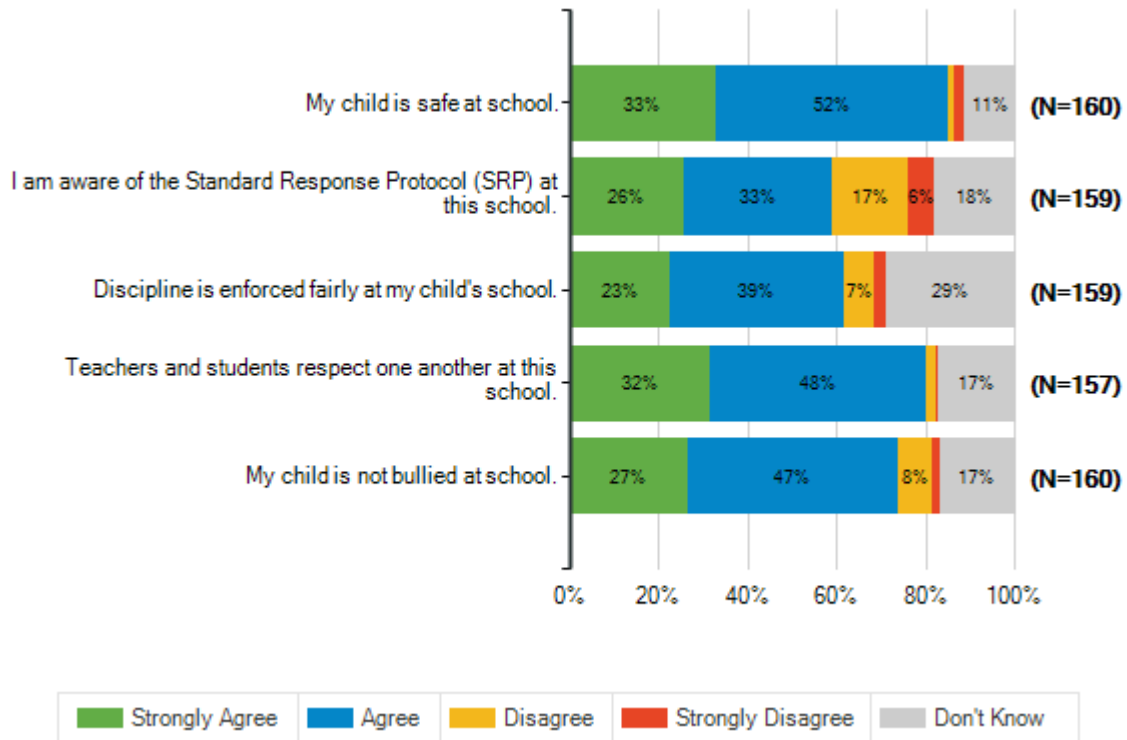


Lamar Consolidated ISD  
2020-2021 Campus Climate Survey

Below are statements related to safety and behavior. As you respond, please think about your experiences this school year.

How strongly do you agree or disagree with each of the following statements?

	Strongly Agree	Agree	Disagree	Strongly Disagree	Don't Know	Total Responses
(a) My child is safe at school.	53	83	2	4	18	160
I am aware of the Standard Response Protocol (SRP) at this school.	41	53	27	9	29	159
(b) Discipline is enforced fairly at my child's school.	36	62	11	4	46	159
(c) Teachers and students respect one another at this school.	50	76	3	1	27	157
(d) My child is not bullied at school.	43	75	12	3	27	160
(e)	27%	47%	8%	2%	17%	160



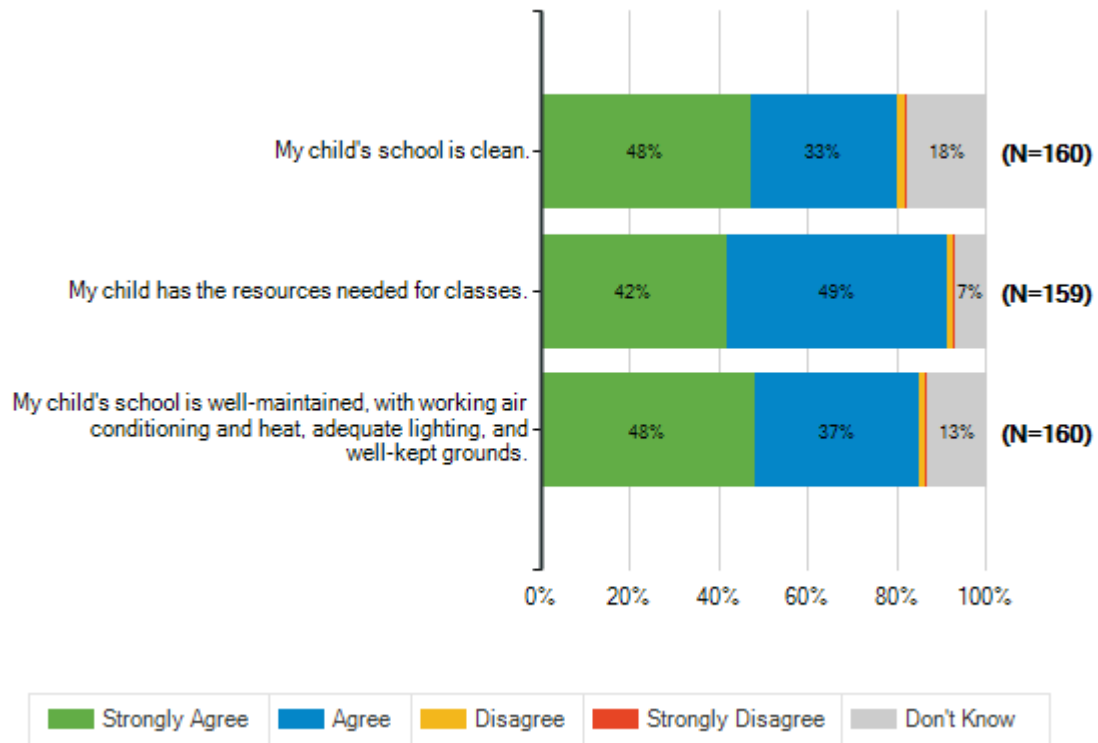


Lamar Consolidated ISD  
2020-2021 Campus Climate Survey

Below are statements related to how the school is managed. As you respond, please think about your experiences this school year.

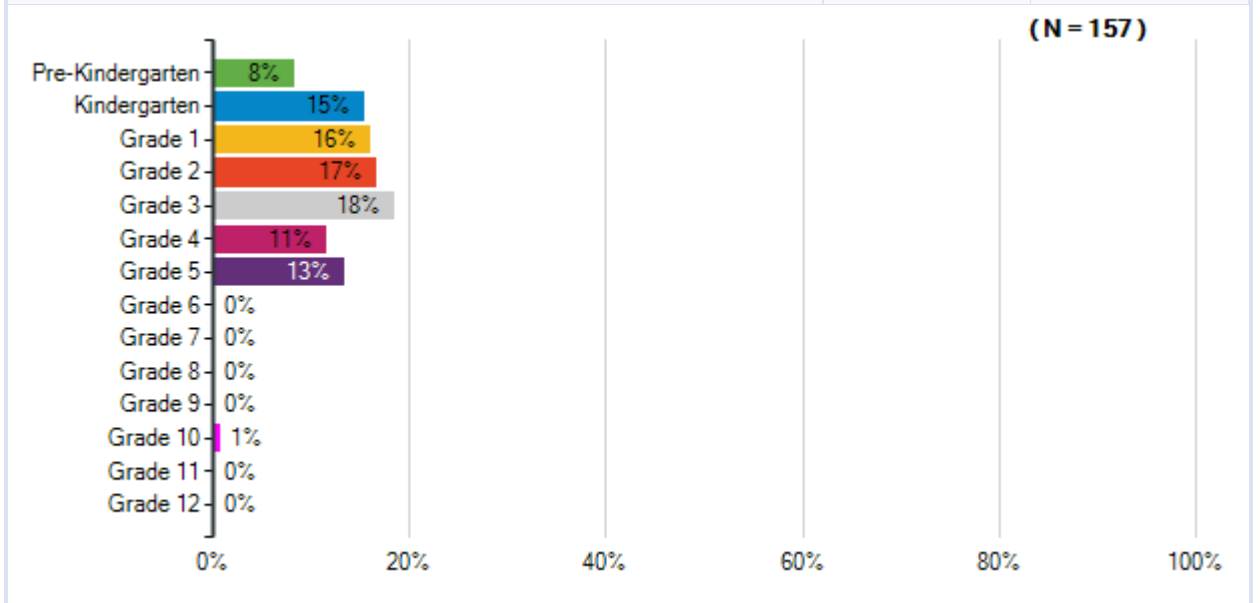
How strongly do you agree or disagree with each of the following statements?

	Strongly Agree	Agree	Disagree	Strongly Disagree	Don't Know	Total Responses
	76	52	3	1	28	
(a) My child's school is clean.	48%	33%	2%	1%	18%	160
(b) My child has the resources needed for classes.	42%	49%	1%	1%	7%	159
(c) My child's school is well-maintained, with working air conditioning and heat, adequate lighting, and well-kept grounds.	48%	37%	1%	1%	13%	160



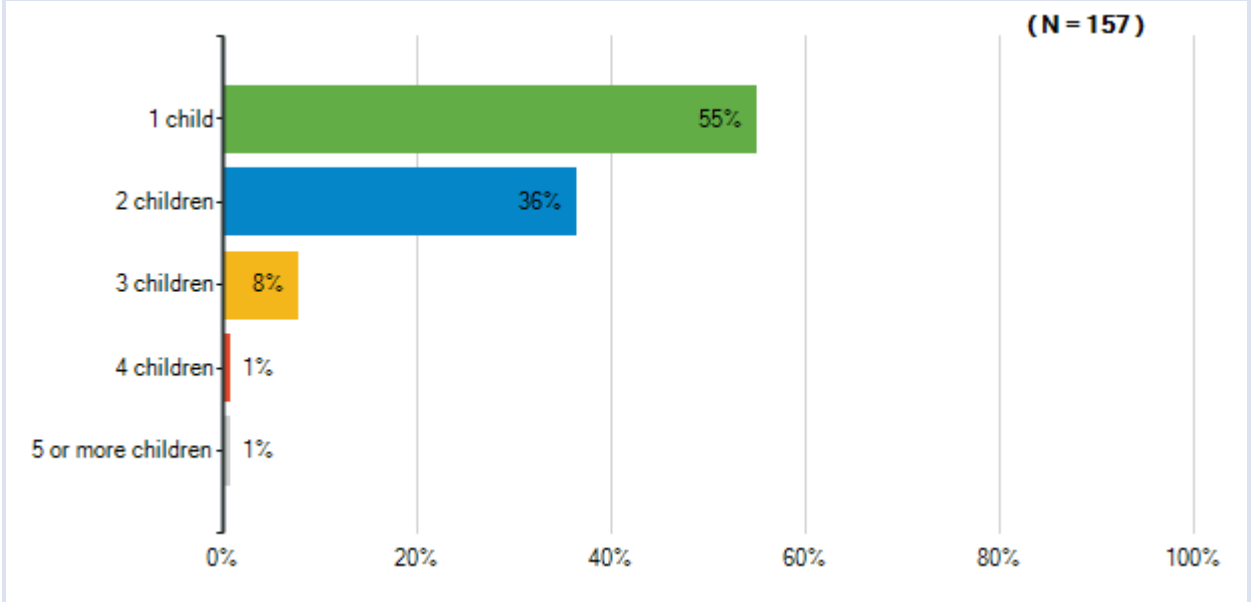
Lamar Consolidated ISD  
2020-2021 Campus Climate Survey

What grade is your child enrolled in at this school?		
Responses	Count	%
Pre-Kindergarten	13	8%
Kindergarten	24	15%
Grade 1	25	16%
Grade 2	26	17%
Grade 3	29	18%
Grade 4	18	11%
Grade 5	21	13%
Grade 6	0	0%
Grade 7	0	0%
Grade 8	0	0%
Grade 9	0	0%
Grade 10	1	1%
Grade 11	0	0%
Grade 12	0	0%
<b>Total Responses</b>	<b>157</b>	



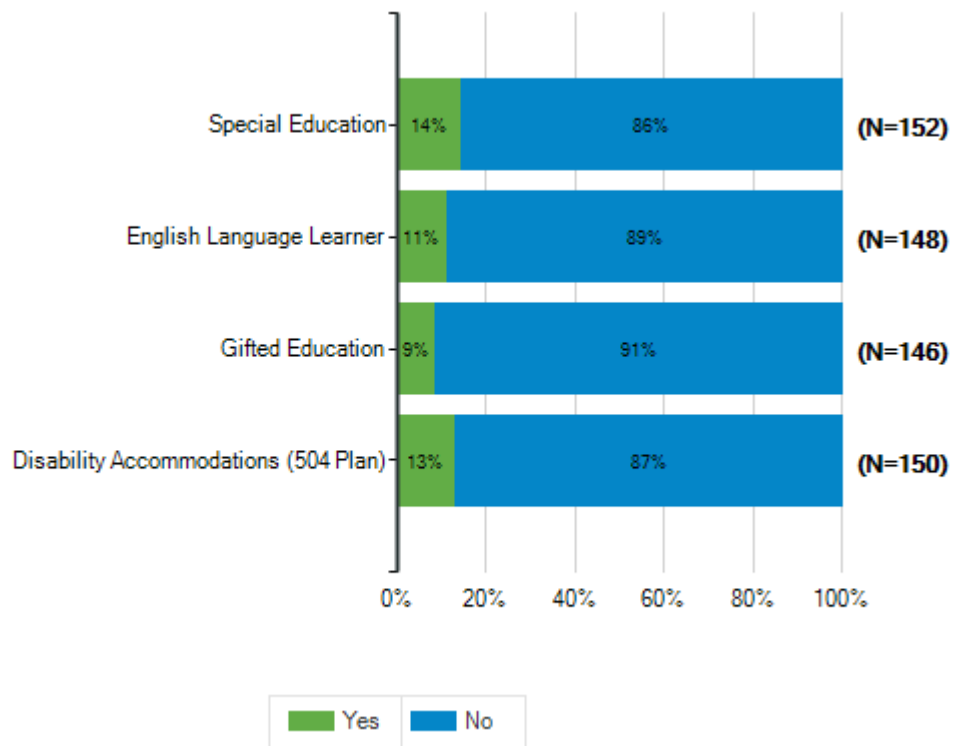
Lamar Consolidated ISD  
2020-2021 Campus Climate Survey

How many of your children attend a district school?		
Responses	Count	%
1 child	86	55%
2 children	57	36%
3 children	12	8%
4 children	1	1%
5 or more children	1	1%
<b>Total Responses</b>	<b>157</b>	



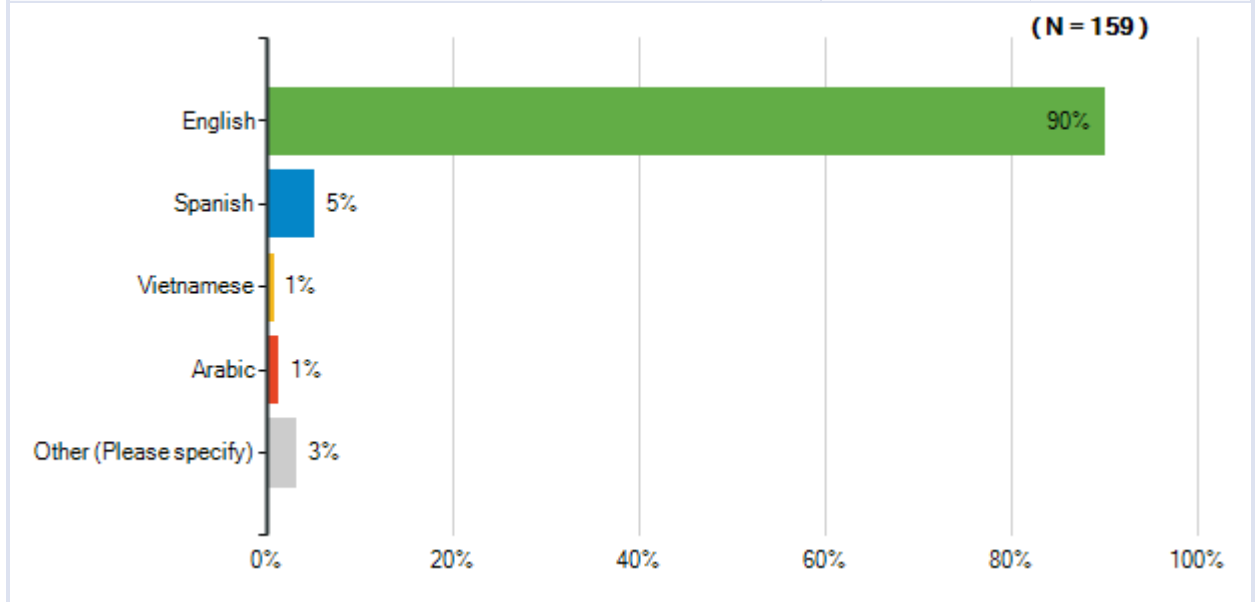
Lamar Consolidated ISD  
2020-2021 Campus Climate Survey

Does your child receive any of the following services at this school?				
		Yes	No	Total Responses
(a) Special Education		22	130	152
		14%	86%	
(b) English Language Learner		17	131	148
		11%	89%	
(c) Gifted Education		13	133	146
		9%	91%	
(d) Disability Accommodations (504 Plan)		20	130	150
		13%	87%	



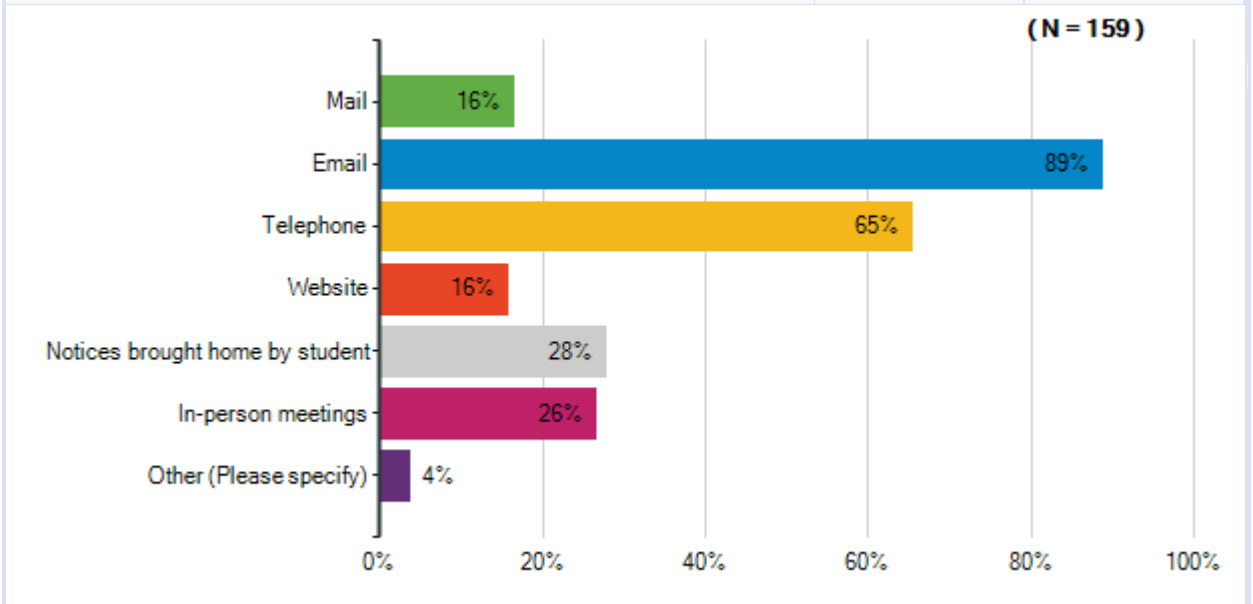
Lamar Consolidated ISD  
2020-2021 Campus Climate Survey

What language do you speak most often at home?		
Responses	Count	%
English	143	90%
Spanish	8	5%
Vietnamese	1	1%
Arabic	2	1%
Other (Please specify)	5	3%
<b>Total Responses</b>	<b>159</b>	



Lamar Consolidated ISD  
2020-2021 Campus Climate Survey

What are the best ways for the school to communicate with you about your child's education?		
Responses	Count	%
Mail	26	16%
Email	141	89%
Telephone	104	65%
Website	25	16%
Notices brought home by student	44	28%
In-person meetings	42	26%
Other (Please specify)	6	4%
<b>Total Unique Responses</b>	<b>159</b>	
<b>Total Responses</b>	<b>388</b>	



**Note:** Multiple answers per participant possible. Percentages added may exceed 100 since a participant may select more than one answer for this question.

Lamar Consolidated ISD  
2020-2021 Campus Climate Survey

How did you learn about this survey?		
Responses	Count	%
Email	148	93%
District All-Call system (Skylert)	6	4%
District website	1	1%
Facebook	3	2%
Twitter	1	1%
Notice brought home by student	0	0%
From another parent	0	0%
From a District employee	0	0%
Local news media (TV, radio, newspaper, website)	0	0%
Other (Please specify)	0	0%
<b>Total Responses</b>	<b>159</b>	

