

# Campus Climate Survey

2020-2021 Survey Results - Parents

## Bentley Elementary

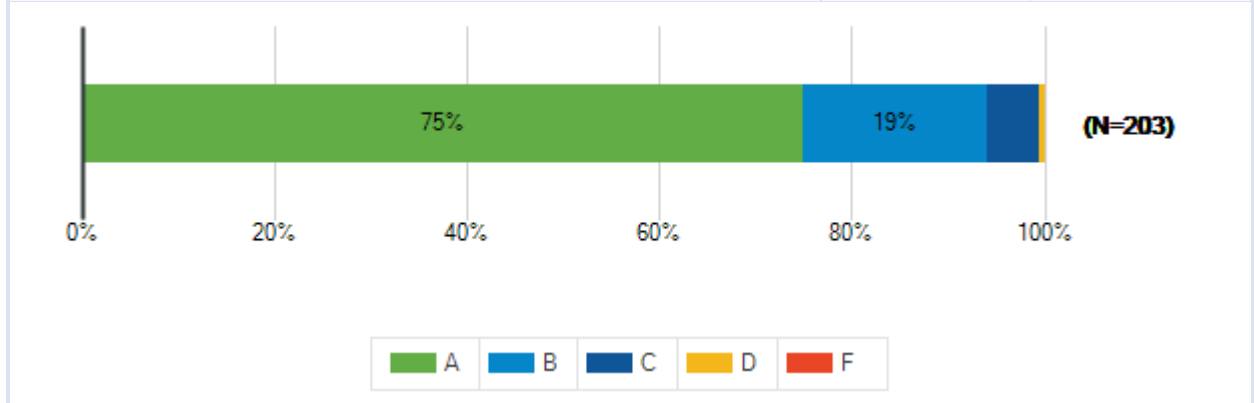
Lamar Consolidated ISD  
November 30 - December 20, 2020



Lamar Consolidated ISD  
2020-2021 Campus Climate Survey

Students receive grades of A, B, C, D or F to report the quality of their work. What grade would you give the overall quality of your child's school? On this scale, A represents outstanding, C is average and F is failing.

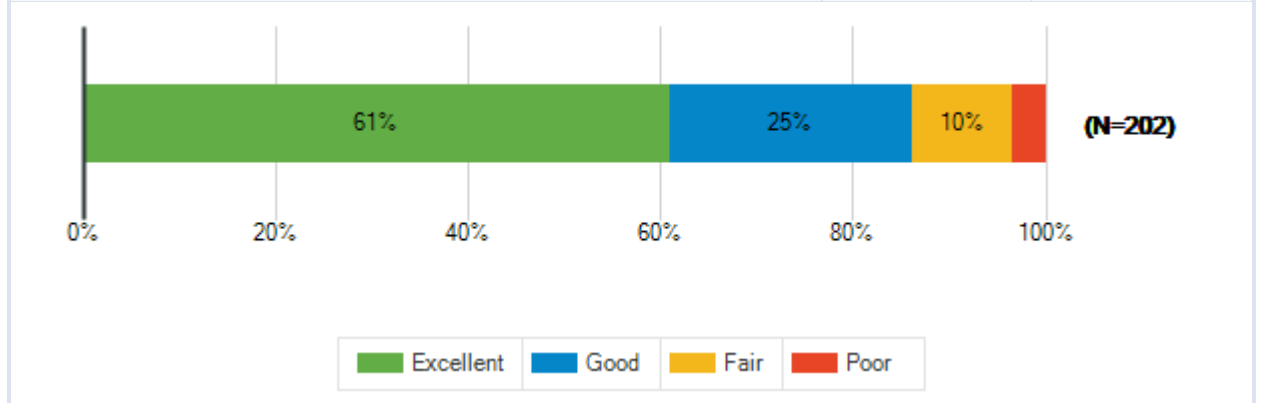
| Responses              | Count      | %   |
|------------------------|------------|-----|
| A                      | 152        | 75% |
| B                      | 39         | 19% |
| C                      | 11         | 5%  |
| D                      | 1          | 0%  |
| F                      | 0          | 0%  |
| <b>Total Responses</b> | <b>203</b> |     |



Lamar Consolidated ISD  
2020-2021 Campus Climate Survey

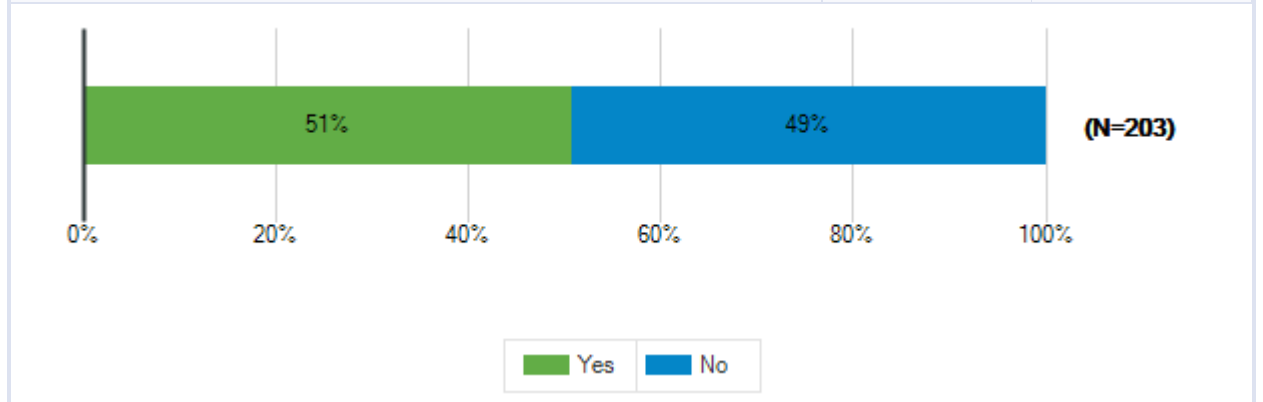
Overall, how would you rate how Lamar CISD handled the COVID-19 pandemic for the 2020-2021 school year?

| Responses              | Count      | %   |
|------------------------|------------|-----|
| Excellent              | 123        | 61% |
| Good                   | 51         | 25% |
| Fair                   | 21         | 10% |
| Poor                   | 7          | 3%  |
| <b>Total Responses</b> | <b>202</b> |     |



Has your child participated in virtual learning during the 2020-2021 school year?

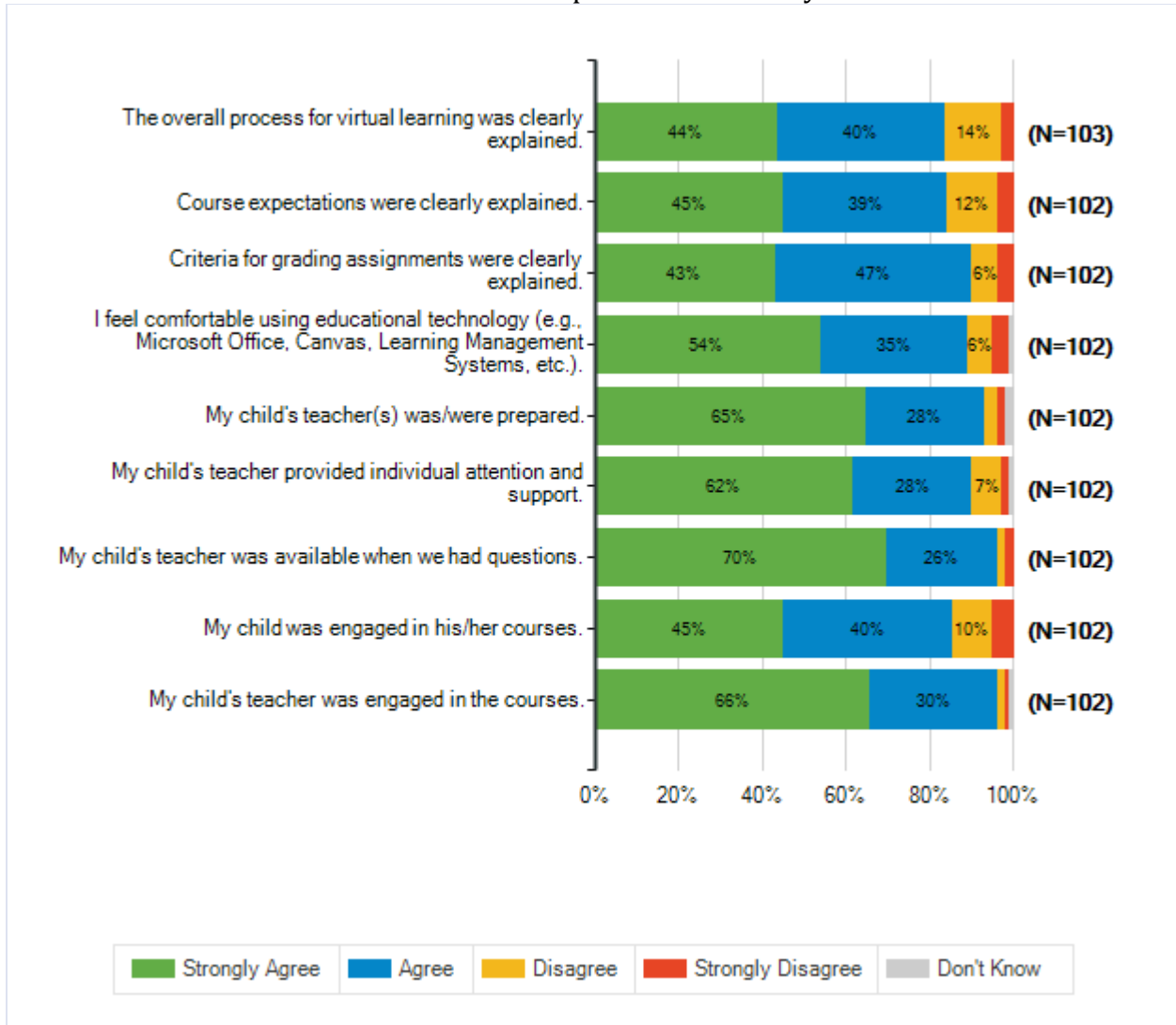
| Responses              | Count      | %   |
|------------------------|------------|-----|
| Yes                    | 103        | 51% |
| No                     | 100        | 49% |
| <b>Total Responses</b> | <b>203</b> |     |



Lamar Consolidated ISD  
2020-2021 Campus Climate Survey

| <b>Overall Preparation for Virtual Learning</b>                             |   |                       |              |                 |                          |                   |                        |
|---|---|-----------------------|--------------|-----------------|--------------------------|-------------------|------------------------|
| <b>How strongly do you agree or disagree with the following statements?</b> |   |                       |              |                 |                          |                   |                        |
|   |   | <b>Strongly Agree</b> | <b>Agree</b> | <b>Disagree</b> | <b>Strongly Disagree</b> | <b>Don't Know</b> | <b>Total Responses</b> |
|   | The overall process for virtual                               | 45                    | 41           | 14              | 3                        | 0                 |                        |
| (a)   | learning was clearly explained.                               | 44%                   | 40%          | 14%             | 3%                       | 0%                | 103                    |
|   | Course expectations were                                      | 46                    | 40           | 12              | 4                        | 0                 |                        |
| (b)   | clearly explained.  | 45%                   | 39%          | 12%             | 4%                       | 0%                | 102                    |
|   | Criteria for grading  | 44                    | 48           | 6               | 4                        | 0                 |                        |
| (c)   | assignments were clearly explained.                           | 43%                   | 47%          | 6%              | 4%                       | 0%                | 102                    |
|   | I feel comfortable using educational technology (e.g.,        | 55                    | 36           | 6               | 4                        | 1                 |                        |
| (d)   | Microsoft Office, Canvas, Learning Management Systems, etc.). | 54%                   | 35%          | 6%              | 4%                       | 1%                | 102                    |
|   | My child's teacher(s)   | 66                    | 29           | 3               | 2                        | 2                 |                        |
| (e)   | was/were prepared.  | 65%                   | 28%          | 3%              | 2%                       | 2%                | 102                    |
|   | My child's teacher provided                                   | 63                    | 29           | 7               | 2                        | 1                 |                        |
| (f)   | individual attention and support.                             | 62%                   | 28%          | 7%              | 2%                       | 1%                | 102                    |
|   | My child's teacher was  | 71                    | 27           | 2               | 2                        | 0                 |                        |
| (g)   | available when we had questions.                              | 70%                   | 26%          | 2%              | 2%                       | 0%                | 102                    |
|   | My child was engaged in                                       | 46                    | 41           | 10              | 5                        | 0                 |                        |
| (h)   | his/her courses.  | 45%                   | 40%          | 10%             | 5%                       | 0%                | 102                    |
|   | My child's teacher was  | 67                    | 31           | 2               | 1                        | 1                 |                        |
| (i)   | engaged in the courses.                                       | 66%                   | 30%          | 2%              | 1%                       | 1%                | 102                    |

Lamar Consolidated ISD  
2020-2021 Campus Climate Survey

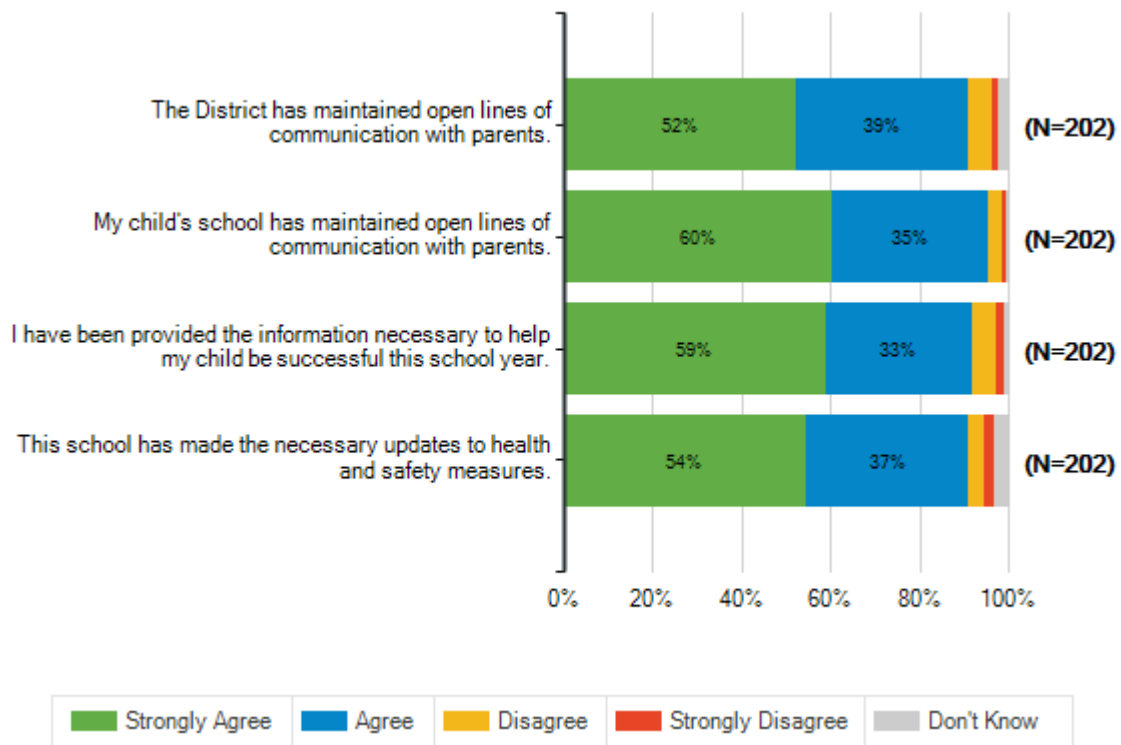


Lamar Consolidated ISD  
2020-2021 Campus Climate Survey

Below are statements about the management of the COVID-19 pandemic. As you respond, please think about your experiences this school year.

How strongly do you agree or disagree with the following statements?

|     |  | Strongly Agree | Agree | Disagree | Strongly Disagree | Don't Know | Total Responses |
|-----|--|----------------|-------|----------|-------------------|------------|-----------------|
|     | The District has maintained                            | 106            | 78    | 10       | 3                 | 5          |                 |
| (a) | open lines of communication with parents.              | 52%            | 39%   | 5%       | 1%                | 2%         | 202             |
|     | My child's school has                                  | 122            | 71    | 6        | 2                 | 1          |                 |
| (b) | maintained open lines of communication with parents.   | 60%            | 35%   | 3%       | 1%                | 0%         | 202             |
|     | I have been provided the information necessary to help | 119            | 66    | 11       | 4                 | 2          |                 |
| (c) | my child be successful this school year.               | 59%            | 33%   | 5%       | 2%                | 1%         | 202             |
|     | This school has made the                               | 110            | 74    | 7        | 4                 | 7          |                 |
| (d) | necessary updates to health and safety measures.       | 54%            | 37%   | 3%       | 2%                | 3%         | 202             |



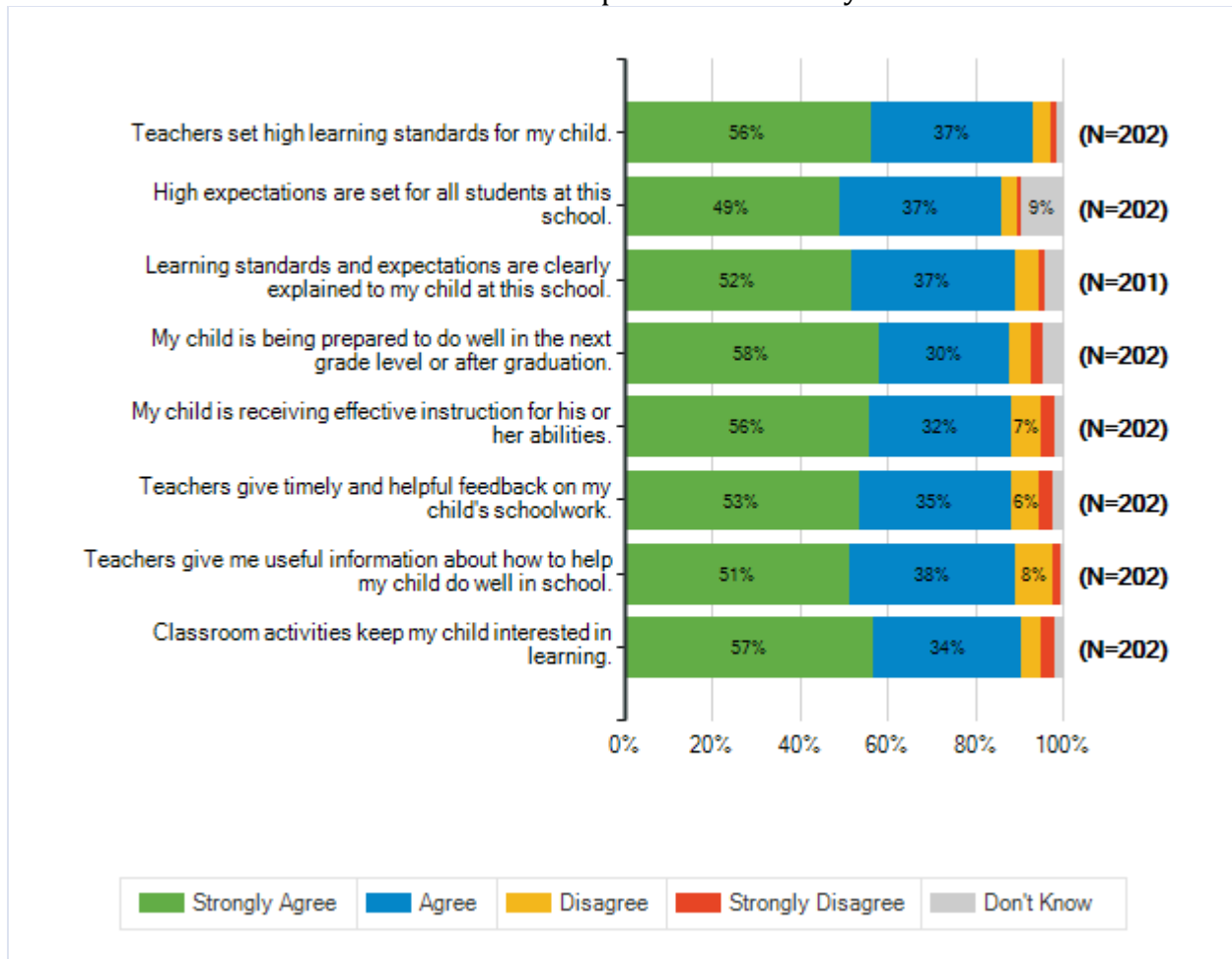
Lamar Consolidated ISD  
2020-2021 Campus Climate Survey

Below are statements about the quality of education your child receives at this school. As you respond, please think about your experiences this school year.

How strongly do you agree or disagree with each of the following statements?

|     |   | Strongly Agree | Agree     | Disagree | Strongly Disagree | Don't Know | Total Responses |
|-----|---|----------------|-----------|----------|-------------------|------------|-----------------|
| (a) | Teachers set high learning standards for my child.                                    | 114<br>56%     | 74<br>37% | 8<br>4%  | 3<br>1%           | 3<br>1%    | 202             |
| (b) | High expectations are set for all students at this school.                            | 99<br>49%      | 75<br>37% | 7<br>3%  | 2<br>1%           | 19<br>9%   | 202             |
| (c) | Learning standards and expectations are clearly explained to my child at this school. | 104<br>52%     | 75<br>37% | 11<br>5% | 3<br>1%           | 8<br>4%    | 201             |
| (d) | My child is being prepared to do well in the next grade level or after graduation.    | 117<br>58%     | 60<br>30% | 10<br>5% | 6<br>3%           | 9<br>4%    | 202             |
| (e) | My child is receiving effective instruction for his or her abilities.                 | 113<br>56%     | 65<br>32% | 14<br>7% | 6<br>3%           | 4<br>2%    | 202             |
| (f) | Teachers give timely and helpful feedback on my child's schoolwork.                   | 108<br>53%     | 70<br>35% | 13<br>6% | 6<br>3%           | 5<br>2%    | 202             |
| (g) | Teachers give me useful information about how to help my child do well in school.     | 104<br>51%     | 76<br>38% | 17<br>8% | 4<br>2%           | 1<br>0%    | 202             |
| (h) | Classroom activities keep my child interested in learning.                            | 115<br>57%     | 68<br>34% | 9<br>4%  | 6<br>3%           | 4<br>2%    | 202             |

Lamar Consolidated ISD  
2020-2021 Campus Climate Survey



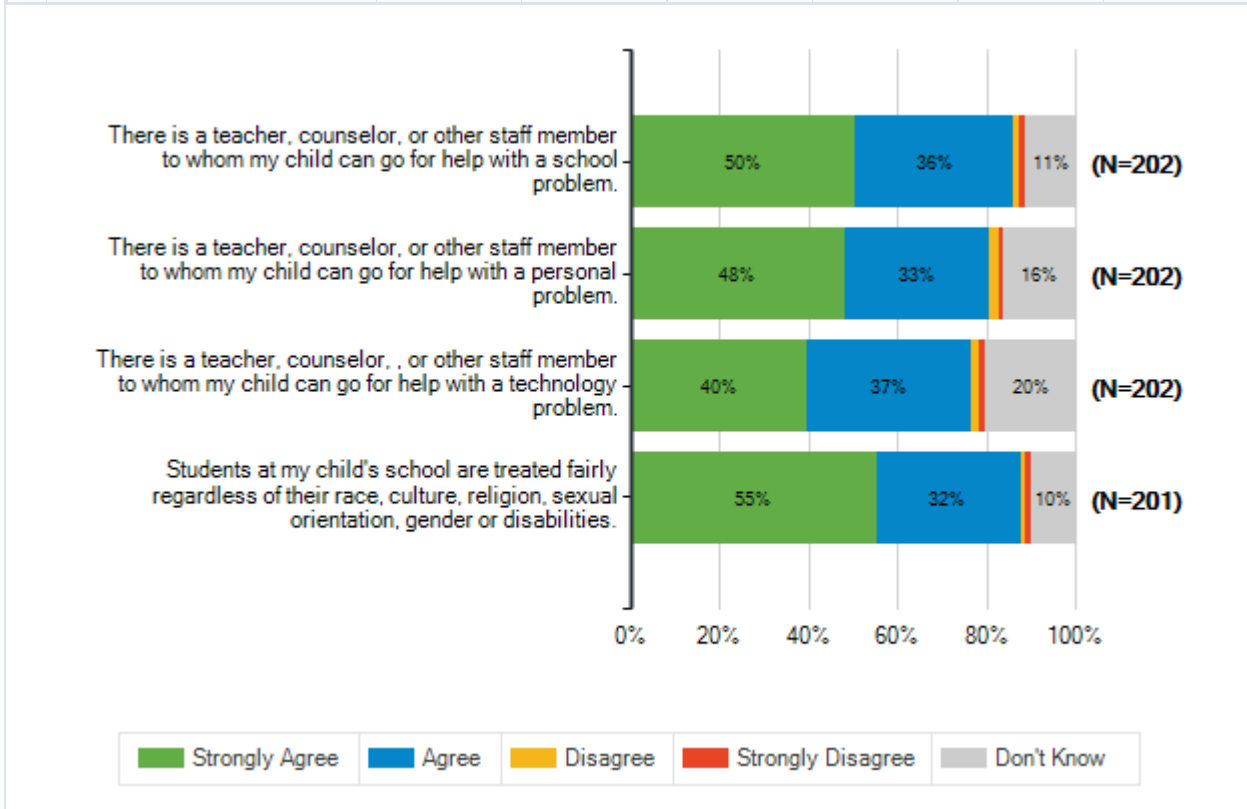


Lamar Consolidated ISD  
2020-2021 Campus Climate Survey

Below are statements about the support students receive at school. As you respond, please think about your experiences this school year.

How strongly do you agree or disagree with each of the following statements?

|     |   | Strongly Agree | Agree | Disagree | Strongly Disagree | Don't Know | Total Responses |
|-----|---|----------------|-------|----------|-------------------|------------|-----------------|
| (a) | There is a teacher, counselor, or other staff member to whom my child can go for help with a school problem.                              | 102            | 72    | 2        | 3                 | 23         | 202             |
| (b) | There is a teacher, counselor, or other staff member to whom my child can go for help with a personal problem.                            | 97             | 66    | 4        | 2                 | 33         | 202             |
| (c) | There is a teacher, counselor, , or other staff member to whom my child can go for help with a technology problem.                        | 80             | 75    | 3        | 3                 | 41         | 202             |
| (d) | Students at my child's school are treated fairly regardless of their race, culture, religion, sexual orientation, gender or disabilities. | 111            | 65    | 2        | 3                 | 20         | 201             |

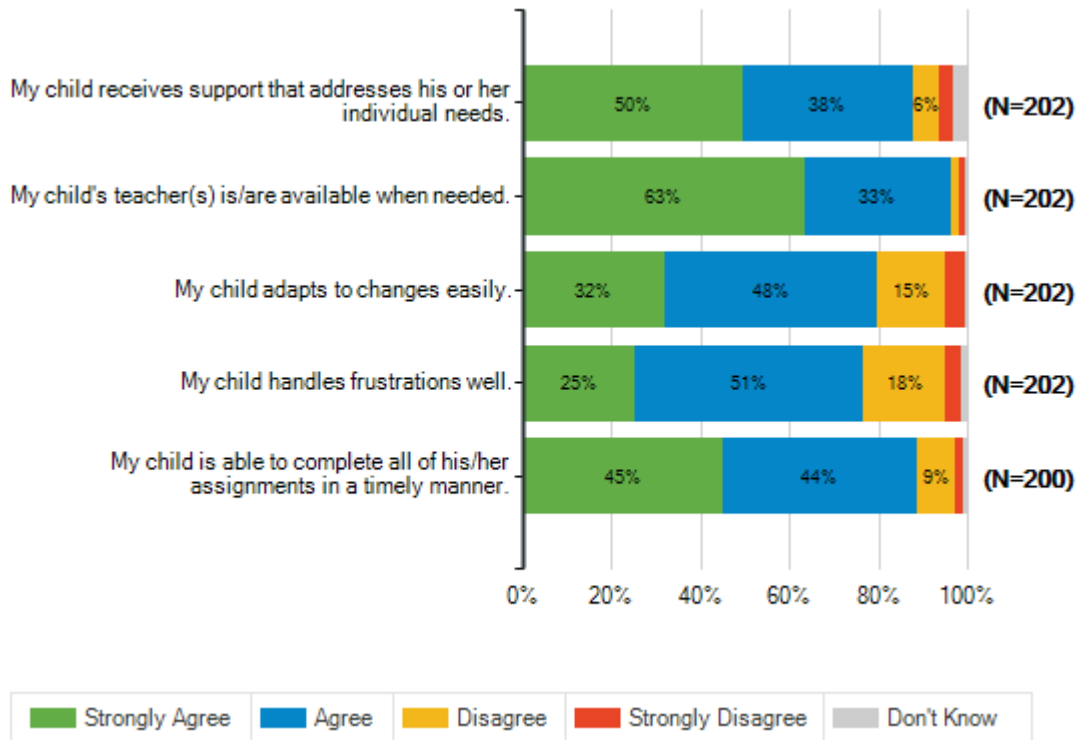


Lamar Consolidated ISD  
2020-2021 Campus Climate Survey

Below are statements about the support students receive at school. As you respond, please think about your experiences this school year.

How strongly do you agree or disagree with each of the following statements?

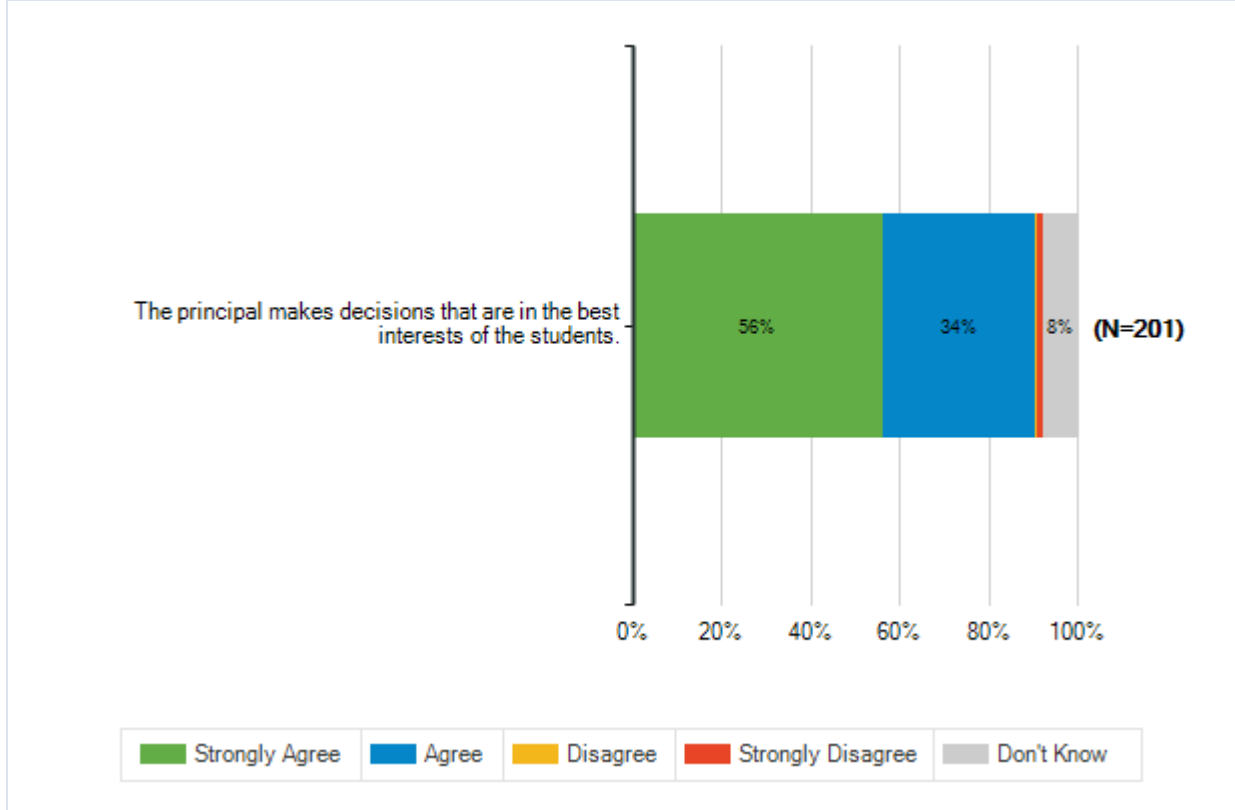
|     |  | Strongly Agree | Agree | Disagree | Strongly Disagree | Don't Know | Total Responses |
|-----|--|----------------|-------|----------|-------------------|------------|-----------------|
|     | My child receives support that                 | 100            | 77    | 12       | 6                 | 7          |                 |
| (a) | addresses his or her individual needs.         | 50%            | 38%   | 6%       | 3%                | 3%         | 202             |
|     | My child's teacher(s) is/are                   | 128            | 66    | 4        | 3                 | 1          |                 |
| (b) | available when needed.                         | 63%            | 33%   | 2%       | 1%                | 0%         | 202             |
|     | My child adapts to changes                     | 65             | 96    | 31       | 9                 | 1          |                 |
| (c) | easily.  | 32%            | 48%   | 15%      | 4%                | 0%         | 202             |
|     | My child handles frustrations                  | 51             | 104   | 37       | 7                 | 3          |                 |
| (d) | well.  | 25%            | 51%   | 18%      | 3%                | 1%         | 202             |
|     | My child is able to complete                   | 90             | 87    | 17       | 4                 | 2          |                 |
| (e) | all of his/her assignments in a timely manner. | 45%            | 44%   | 9%       | 2%                | 1%         | 200             |



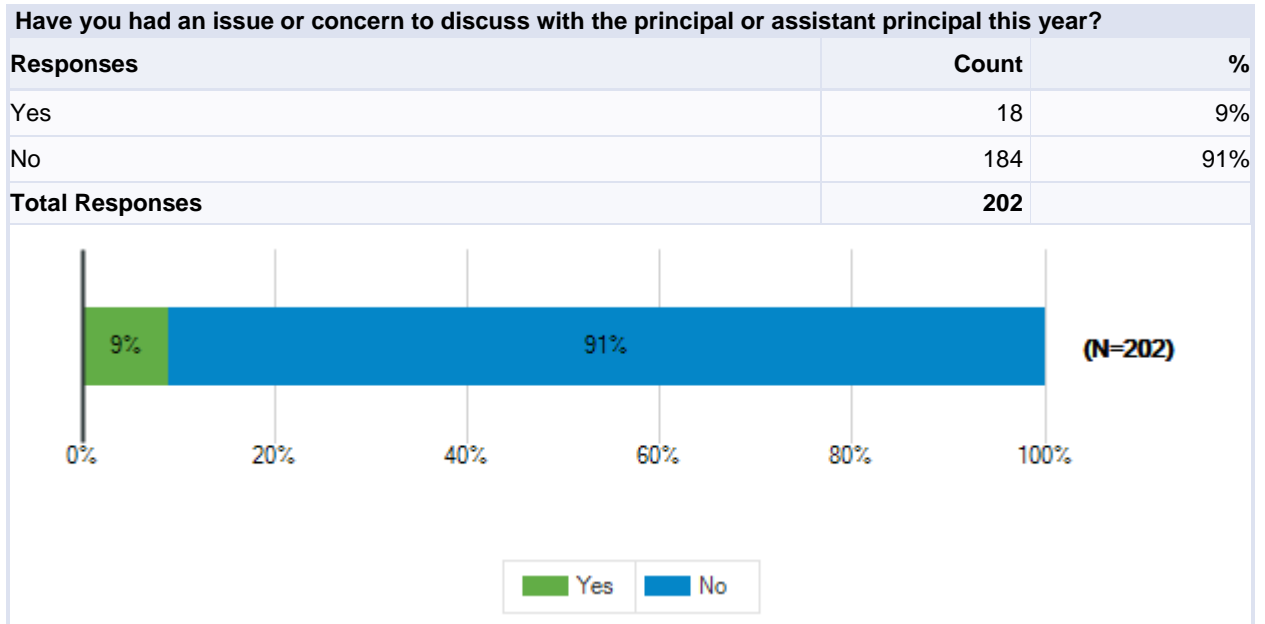
Lamar Consolidated ISD  
2020-2021 Campus Climate Survey

Below are statements related to the principal and assistant principals. As you respond, please think about your experiences this school year.

| How strongly do you agree or disagree with each of the following statements? |                |       |          |                   |            |                 |
|--|----------------|-------|----------|-------------------|------------|-----------------|
|  | Strongly Agree | Agree | Disagree | Strongly Disagree | Don't Know | Total Responses |
| The principal makes  | 113            | 69    | 1        | 2                 | 16         | 201             |
| (a) decisions that are in the best interests of the students.                | 56%            | 34%   | 0%       | 1%                | 8%         |                 |



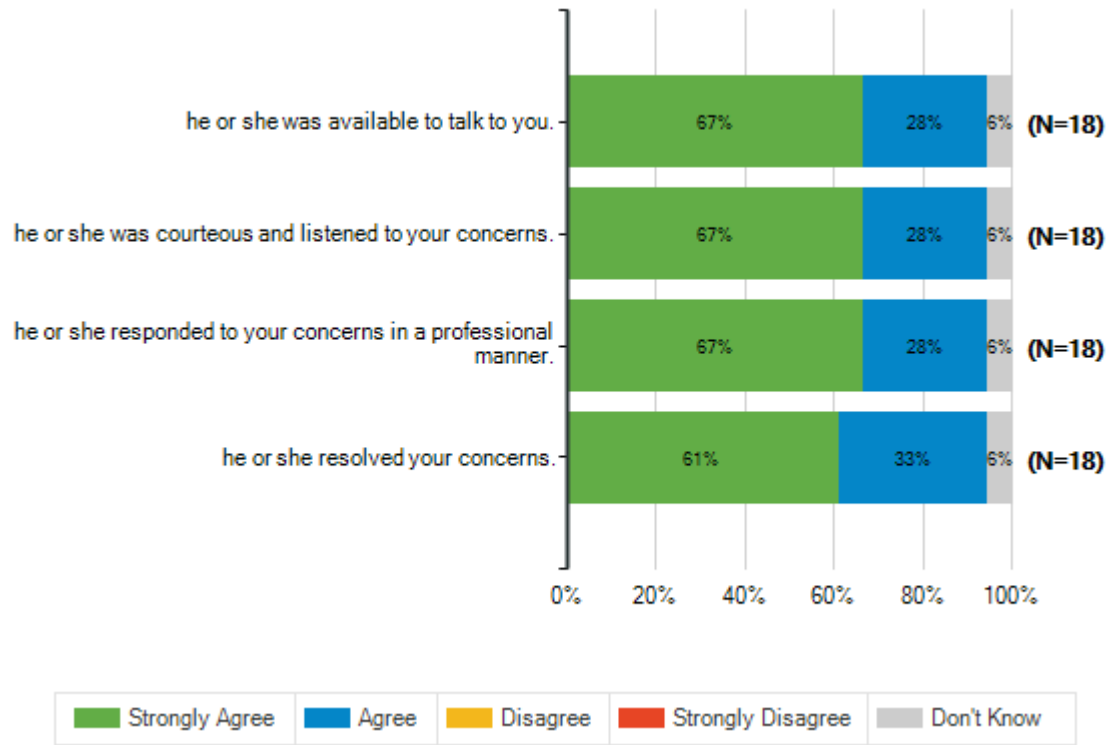
Lamar Consolidated ISD  
2020-2021 Campus Climate Survey



Lamar Consolidated ISD  
2020-2021 Campus Climate Survey

When you have had an issue or concern to discuss with a school administrator . . .

|     |  | Strongly Agree | Agree | Disagree | Strongly Disagree | Don't Know | Total Responses |
|-----|--|----------------|-------|----------|-------------------|------------|-----------------|
| (a) | he or she was available to talk to you.                        | 12             | 5     | 0        | 0                 | 1          | 18              |
|     |  | 67%            | 28%   | 0%       | 0%                | 6%         |                 |
| (b) | he or she was courteous and listened to your concerns.         | 12             | 5     | 0        | 0                 | 1          | 18              |
|     |  | 67%            | 28%   | 0%       | 0%                | 6%         |                 |
| (c) | he or she responded to your concerns in a professional manner. | 12             | 5     | 0        | 0                 | 1          | 18              |
|     |  | 67%            | 28%   | 0%       | 0%                | 6%         |                 |
| (d) | he or she resolved your concerns.                              | 11             | 6     | 0        | 0                 | 1          | 18              |
|     |  | 61%            | 33%   | 0%       | 0%                | 6%         |                 |



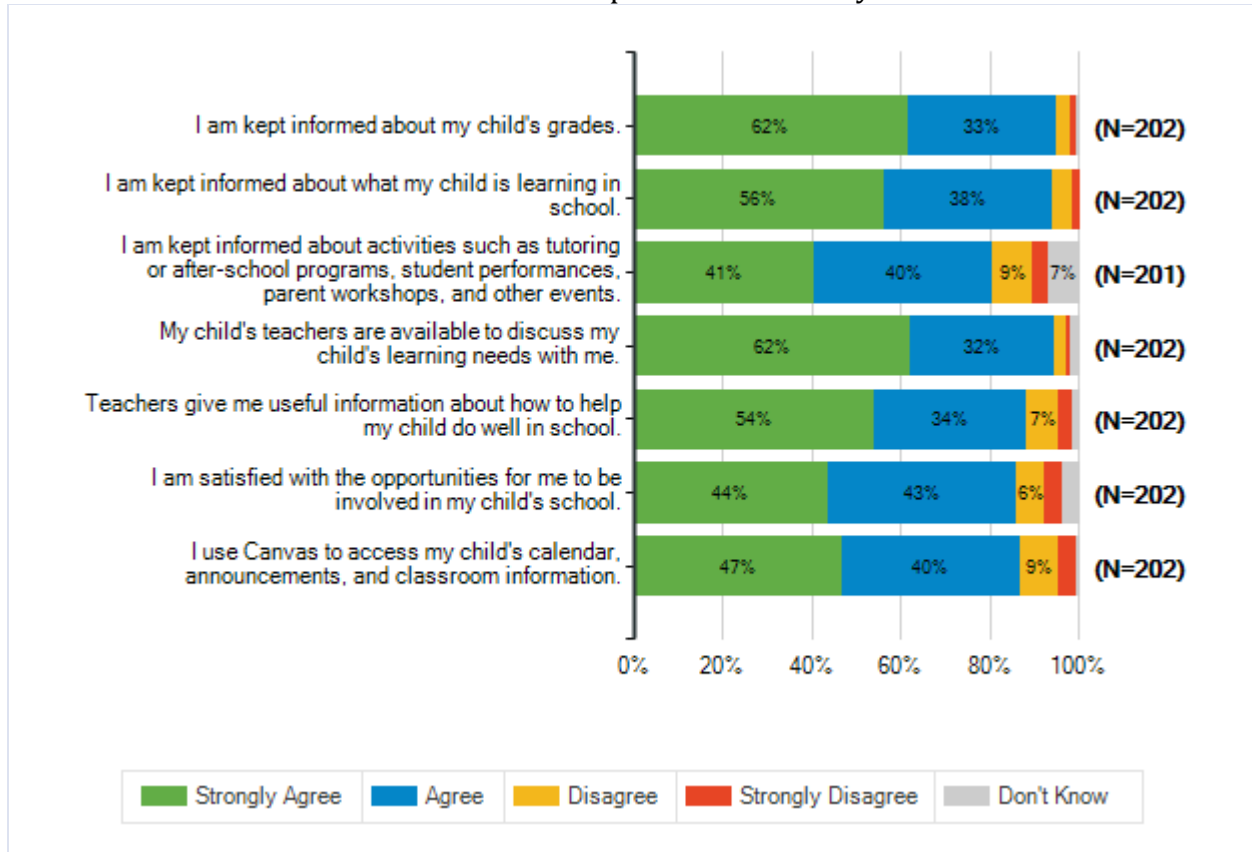
Lamar Consolidated ISD  
2020-2021 Campus Climate Survey

**Below are statements about the relationship between you and your child's school. As you respond, please think about your experiences this school year.**

**How strongly do you agree or disagree with each of the following statements?**

|     |  | <b>Strongly Agree</b> | <b>Agree</b> | <b>Disagree</b> | <b>Strongly Disagree</b> | <b>Don't Know</b> | <b>Total Responses</b> |
|-----|--|-----------------------|--------------|-----------------|--------------------------|-------------------|------------------------|
| (a) | I am kept informed about my child's grades.  | 125                   | 67           | 6               | 3                        | 1                 | 202                    |
|     |  | 62%                   | 33%          | 3%              | 1%                       | 0%                |                        |
| (b) | I am kept informed about what my child is learning in school.  | 114                   | 76           | 9               | 3                        | 0                 | 202                    |
|     |  | 56%                   | 38%          | 4%              | 1%                       | 0%                |                        |
| (c) | I am kept informed about activities such as tutoring or after-school programs, student performances, parent workshops, and other events. | 82                    | 80           | 18              | 7                        | 14                | 201                    |
|     |  | 41%                   | 40%          | 9%              | 3%                       | 7%                |                        |
| (d) | My child's teachers are available to discuss my child's learning needs with me.  | 126                   | 65           | 5               | 2                        | 4                 | 202                    |
|     |  | 62%                   | 32%          | 2%              | 1%                       | 2%                |                        |
| (e) | Teachers give me useful information about how to help my child do well in school.  | 109                   | 69           | 15              | 6                        | 3                 | 202                    |
|     |  | 54%                   | 34%          | 7%              | 3%                       | 1%                |                        |
| (f) | I am satisfied with the opportunities for me to be involved in my child's school.  | 88                    | 86           | 12              | 8                        | 8                 | 202                    |
|     |  | 44%                   | 43%          | 6%              | 4%                       | 4%                |                        |
| (g) | I use Canvas to access my child's calendar, announcements, and classroom information.  | 95                    | 80           | 18              | 8                        | 1                 | 202                    |
|     |  | 47%                   | 40%          | 9%              | 4%                       | 0%                |                        |

Lamar Consolidated ISD  
2020-2021 Campus Climate Survey

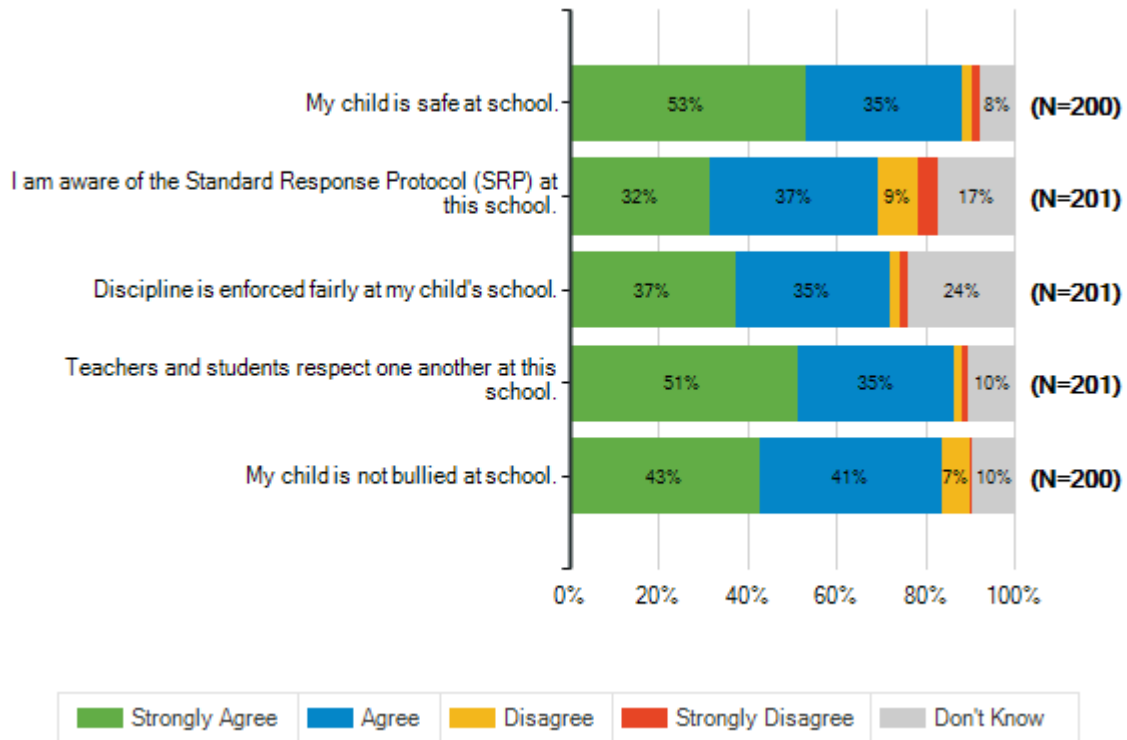


Lamar Consolidated ISD  
2020-2021 Campus Climate Survey

Below are statements related to safety and behavior. As you respond, please think about your experiences this school year.

How strongly do you agree or disagree with each of the following statements?

|  | Strongly Agree | Agree | Disagree | Strongly Disagree | Don't Know | Total Responses |
|--|----------------|-------|----------|-------------------|------------|-----------------|
|  | 106            | 70    | 5        | 3                 | 16         |                 |
| (a) My child is safe at school.                                    | 53%            | 35%   | 3%       | 2%                | 8%         | 200             |
| I am aware of the Standard Response Protocol (SRP) at this school. | 64             | 75    | 18       | 9                 | 35         |                 |
| (b) Response Protocol (SRP) at this school.                        | 32%            | 37%   | 9%       | 4%                | 17%        | 201             |
| Discipline is enforced fairly at my child's school.                | 75             | 70    | 4        | 4                 | 48         |                 |
| (c) Discipline is enforced fairly at my child's school.            | 37%            | 35%   | 2%       | 2%                | 24%        | 201             |
| Teachers and students  | 103            | 71    | 3        | 3                 | 21         |                 |
| (d) respect one another at this school.                            | 51%            | 35%   | 1%       | 1%                | 10%        | 201             |
| My child is not bullied at school.                                 | 86             | 81    | 13       | 1                 | 19         |                 |
| (e) My child is not bullied at school.                             | 43%            | 41%   | 7%       | 1%                | 10%        | 200             |



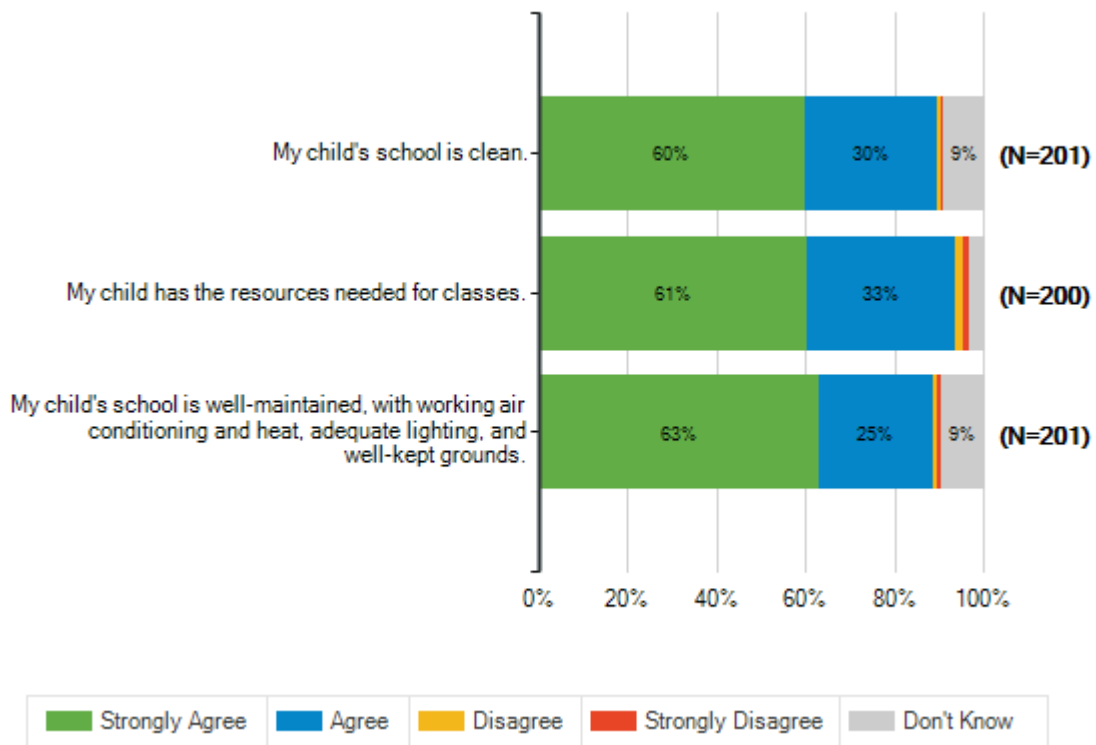


Lamar Consolidated ISD  
2020-2021 Campus Climate Survey

Below are statements related to how the school is managed. As you respond, please think about your experiences this school year.

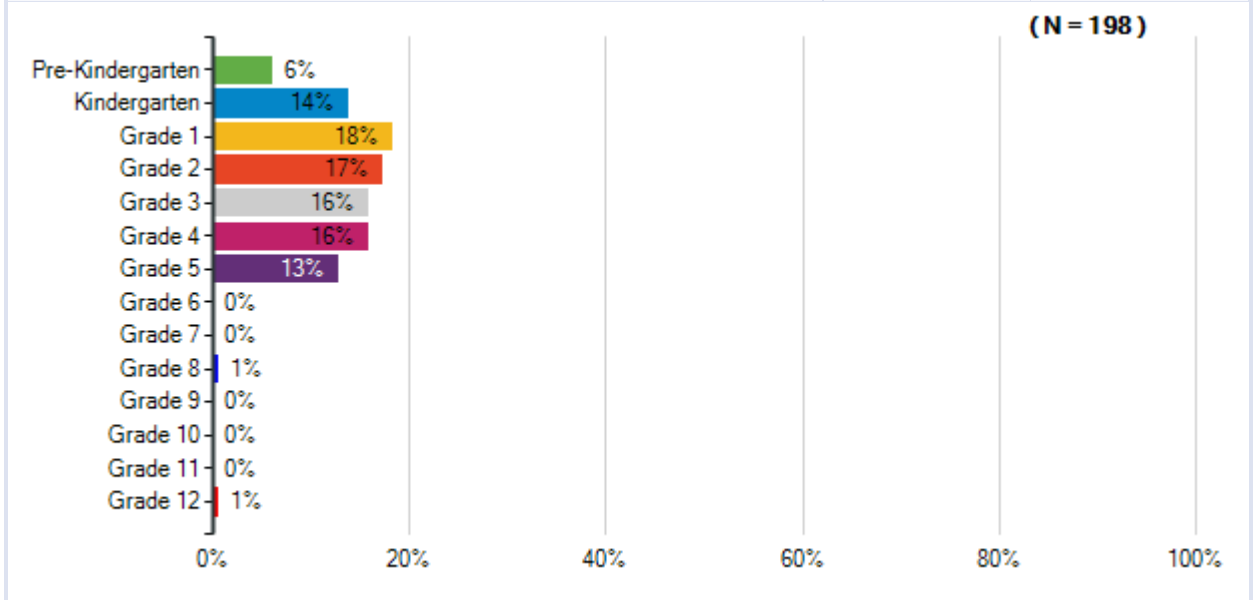
How strongly do you agree or disagree with each of the following statements?

|   | Strongly Agree | Agree | Disagree | Strongly Disagree | Don't Know | Total Responses |
|---|----------------|-------|----------|-------------------|------------|-----------------|
| (a) My child's school is clean.   | 120            | 60    | 2        | 1                 | 18         | 201             |
| (b) My child has the resources needed for classes.  | 121            | 66    | 4        | 2                 | 7          | 200             |
| (c) My child's school is well-maintained, with working air conditioning and heat, adequate lighting, and well-kept grounds. | 127            | 51    | 2        | 2                 | 19         | 201             |



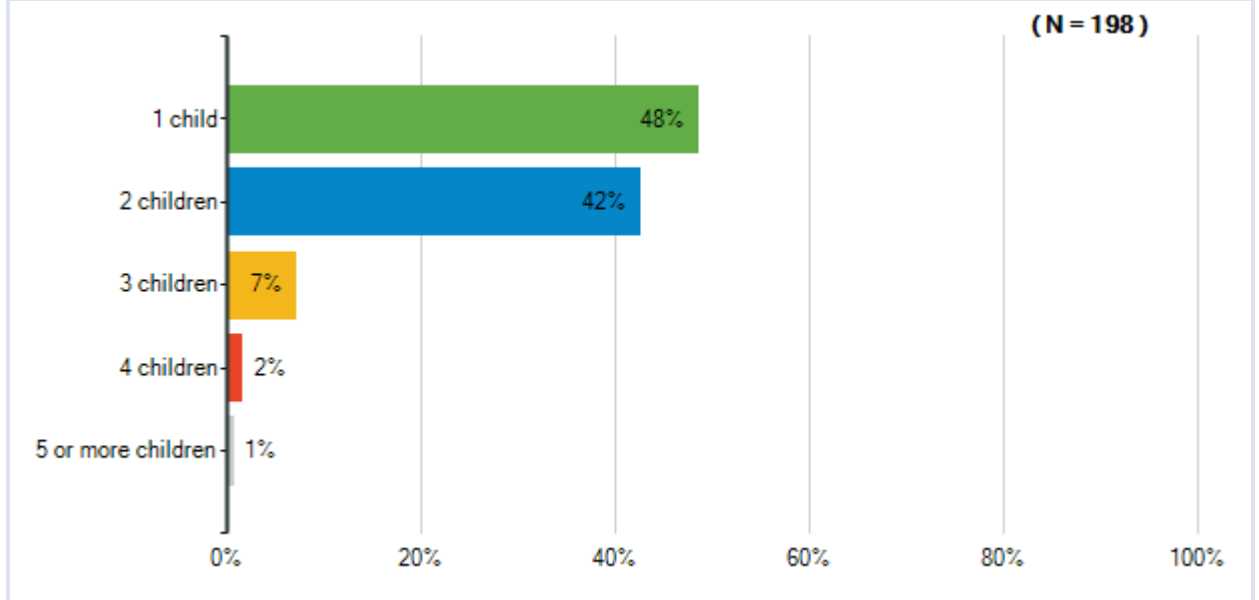
Lamar Consolidated ISD  
2020-2021 Campus Climate Survey

| What grade is your child enrolled in at this school? |            |     |
|--|------------|-----|
| Responses  | Count      | %   |
| Pre-Kindergarten                                     | 12         | 6%  |
| Kindergarten   | 27         | 14% |
| Grade 1  | 36         | 18% |
| Grade 2  | 34         | 17% |
| Grade 3  | 31         | 16% |
| Grade 4  | 31         | 16% |
| Grade 5  | 25         | 13% |
| Grade 6  | 0          | 0%  |
| Grade 7  | 0          | 0%  |
| Grade 8  | 1          | 1%  |
| Grade 9  | 0          | 0%  |
| Grade 10   | 0          | 0%  |
| Grade 11   | 0          | 0%  |
| Grade 12   | 1          | 1%  |
| <b>Total Responses</b>                               | <b>198</b> |     |



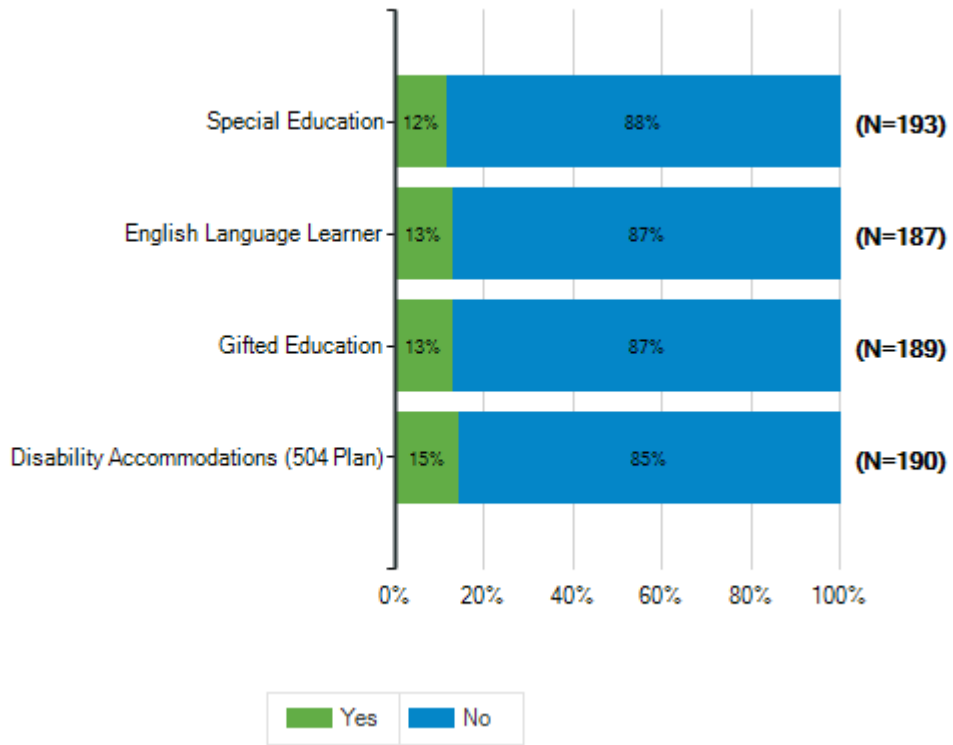
Lamar Consolidated ISD  
2020-2021 Campus Climate Survey

| How many of your children attend a district school? |            |     |
|---|------------|-----|
| Responses   | Count      | %   |
| 1 child   | 96         | 48% |
| 2 children  | 84         | 42% |
| 3 children  | 14         | 7%  |
| 4 children  | 3          | 2%  |
| 5 or more children                                  | 1          | 1%  |
| <b>Total Responses</b>                              | <b>198</b> |     |



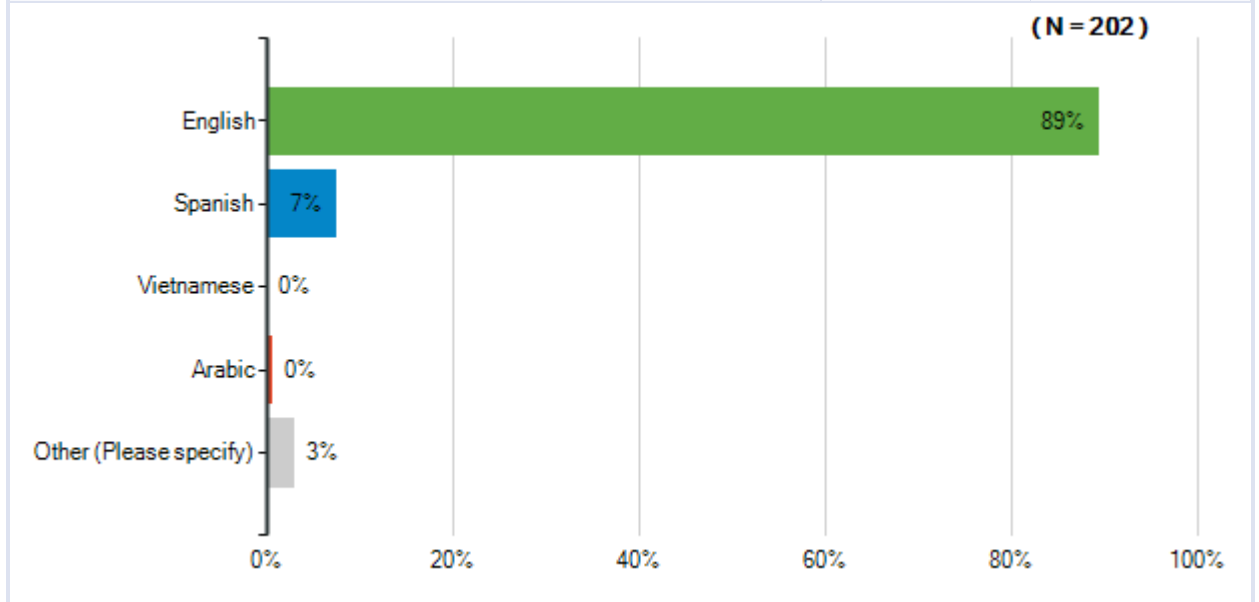
Lamar Consolidated ISD  
2020-2021 Campus Climate Survey

| Does your child receive any of the following services at this school? |  |     |     |                 |
|---|--|-----|-----|-----------------|
|   |  | Yes | No  | Total Responses |
| (a) Special Education   |  | 23  | 170 | 193             |
|   |  | 12% | 88% |                 |
| (b) English Language Learner  |  | 25  | 162 | 187             |
|   |  | 13% | 87% |                 |
| (c) Gifted Education  |  | 25  | 164 | 189             |
|   |  | 13% | 87% |                 |
| (d) Disability Accommodations (504 Plan)                              |  | 28  | 162 | 190             |
|   |  | 15% | 85% |                 |



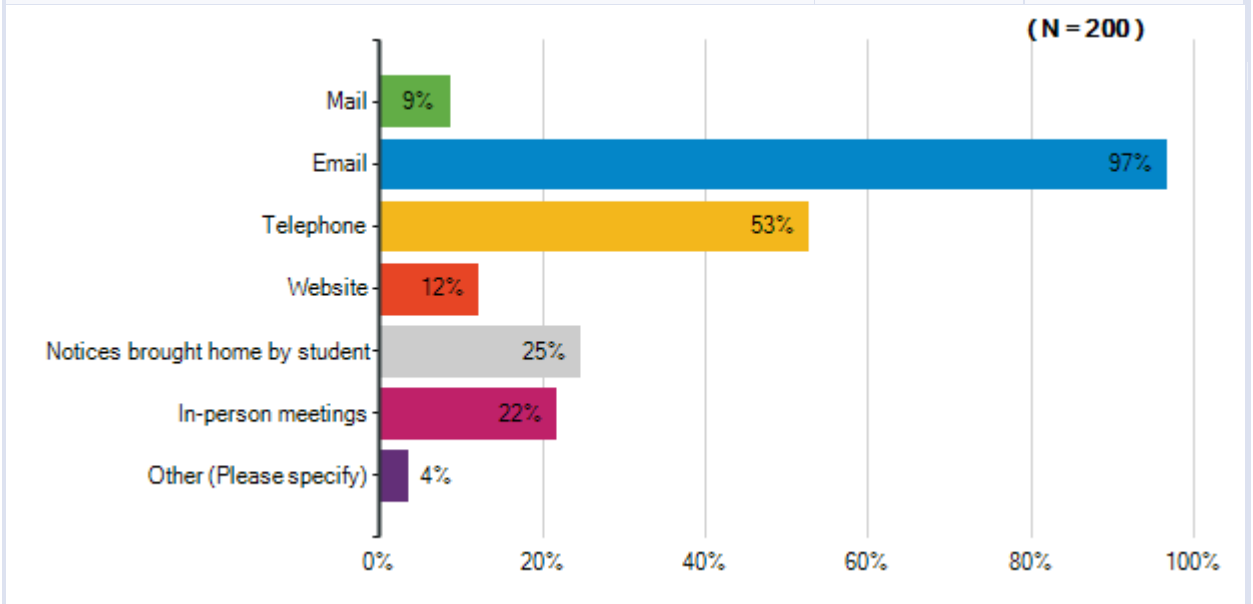
Lamar Consolidated ISD  
2020-2021 Campus Climate Survey

| What language do you speak most often at home? |            |     |
|--|------------|-----|
| Responses                                      | Count      | %   |
| English  | 180        | 89% |
| Spanish  | 15         | 7%  |
| Vietnamese                                     | 0          | 0%  |
| Arabic   | 1          | 0%  |
| Other (Please specify)                         | 6          | 3%  |
| <b>Total Responses</b>                         | <b>202</b> |     |



Lamar Consolidated ISD  
2020-2021 Campus Climate Survey

| What are the best ways for the school to communicate with you about your child's education? |            |     |
|---|------------|-----|
| Responses   | Count      | %   |
| Mail  | 17         | 9%  |
| Email   | 193        | 97% |
| Telephone   | 105        | 53% |
| Website   | 24         | 12% |
| Notices brought home by student   | 49         | 25% |
| In-person meetings  | 43         | 22% |
| Other (Please specify)  | 7          | 4%  |
| <b>Total Unique Responses</b>   | <b>200</b> |     |
| <b>Total Responses</b>  | <b>438</b> |     |



**Note:** Multiple answers per participant possible. Percentages added may exceed 100 since a participant may select more than one answer for this question.

Lamar Consolidated ISD  
2020-2021 Campus Climate Survey

| How did you learn about this survey?             |            |     |
|--|------------|-----|
| Responses  | Count      | %   |
| Email  | 196        | 98% |
| District All-Call system (Skylert)               | 0          | 0%  |
| District website                                 | 0          | 0%  |
| Facebook   | 2          | 1%  |
| Twitter  | 0          | 0%  |
| Notice brought home by student                   | 0          | 0%  |
| From another parent                              | 1          | 1%  |
| From a District employee                         | 0          | 0%  |
| Local news media (TV, radio, newspaper, website) | 0          | 0%  |
| Other (Please specify)                           | 0          | 0%  |
| <b>Total Responses</b>                           | <b>199</b> |     |

