

# Campus Climate Survey

2020-2021 Survey Results - Parents

## Culver Elementary

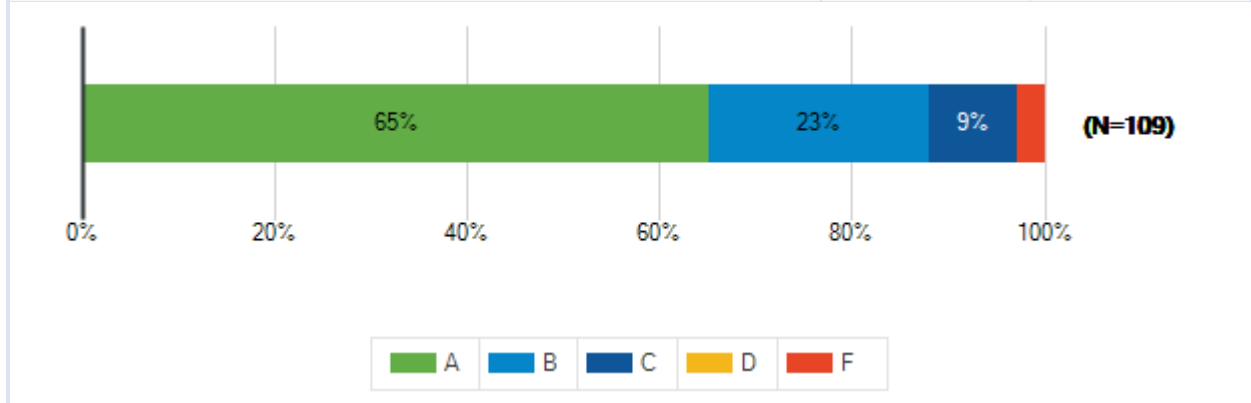
Lamar Consolidated ISD  
November 30 - December 20, 2020



Lamar Consolidated ISD  
2020-2021 Campus Climate Survey

Students receive grades of A, B, C, D or F to report the quality of their work. What grade would you give the overall quality of your child's school? On this scale, A represents outstanding, C is average and F is failing.

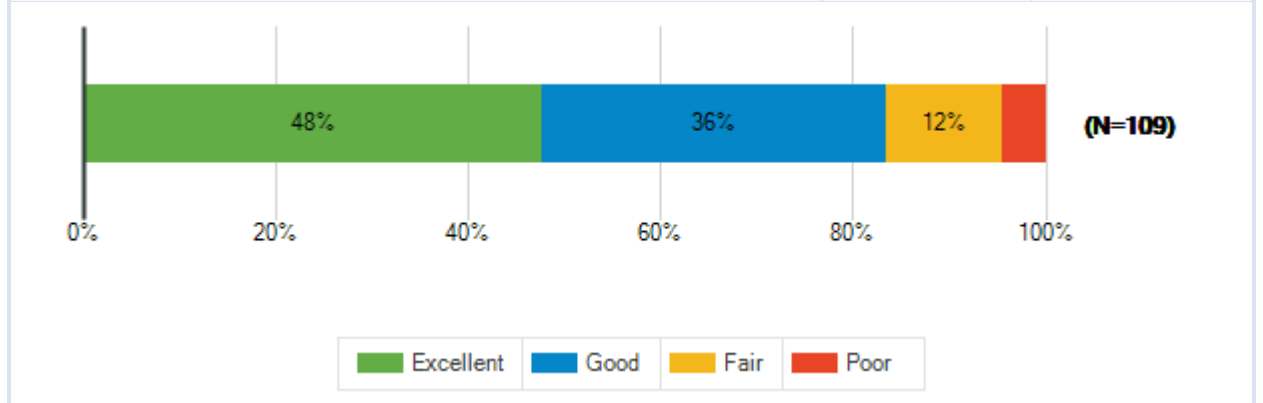
Responses	Count	%
A	71	65%
B	25	23%
C	10	9%
D	0	0%
F	3	3%
<b>Total Responses</b>	<b>109</b>	



Lamar Consolidated ISD  
2020-2021 Campus Climate Survey

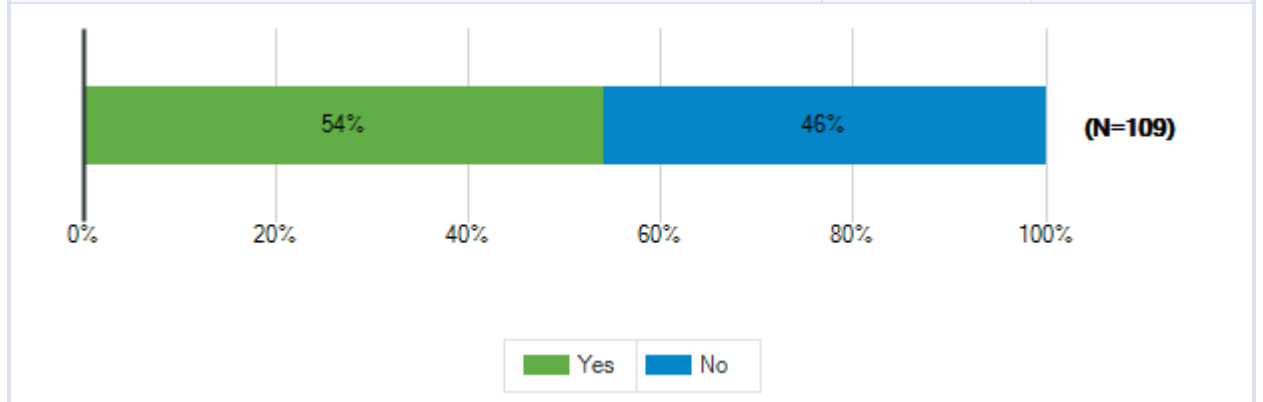
Overall, how would you rate how Lamar CISD handled the COVID-19 pandemic for the 2020-2021 school year?

Responses	Count	%
Excellent	52	48%
Good	39	36%
Fair	13	12%
Poor	5	5%
<b>Total Responses</b>	<b>109</b>	



Has your child participated in virtual learning during the 2020-2021 school year?

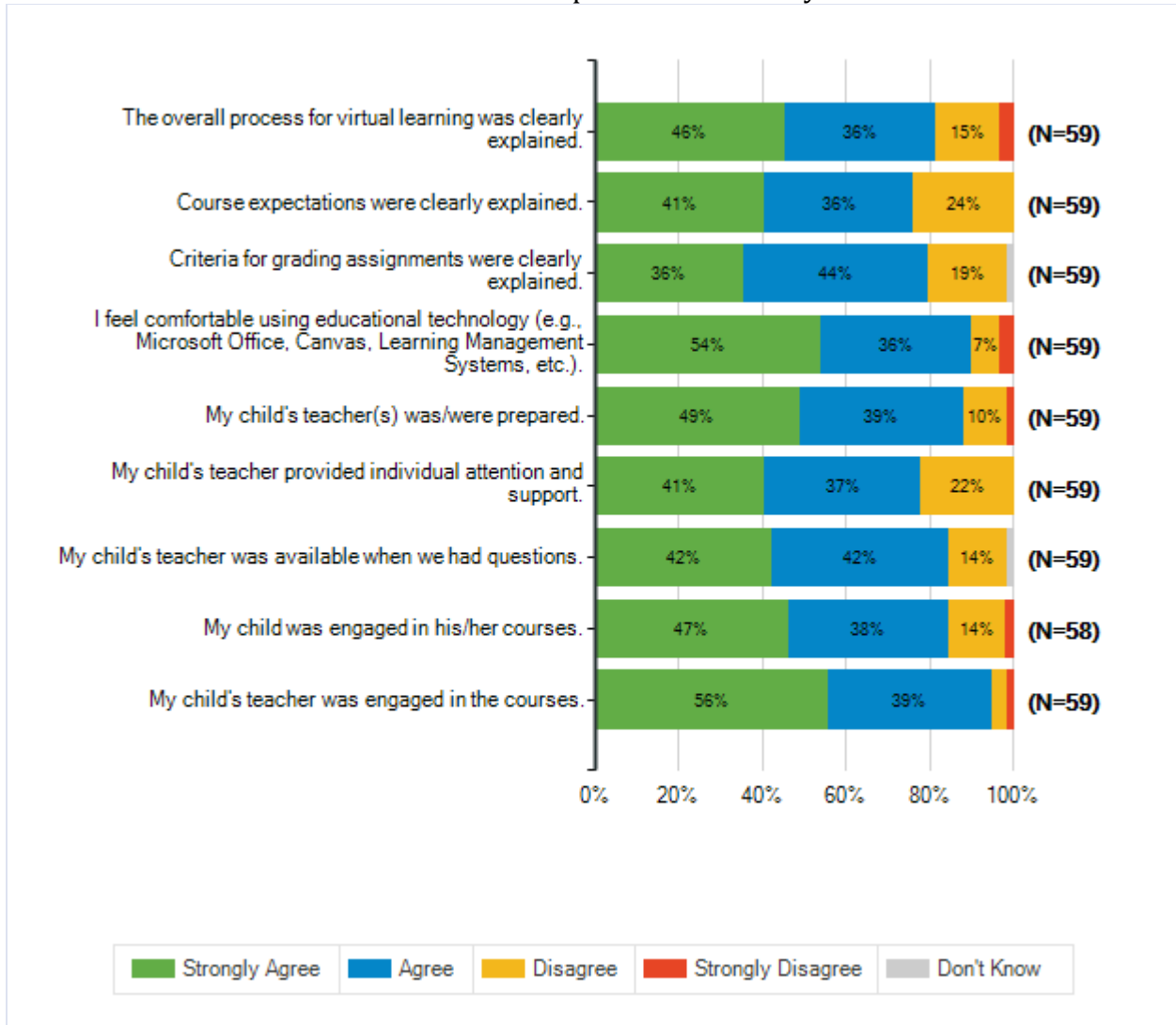
Responses	Count	%
Yes	59	54%
No	50	46%
<b>Total Responses</b>	<b>109</b>	



Lamar Consolidated ISD  
2020-2021 Campus Climate Survey

Overall Preparation for Virtual Learning							
How strongly do you agree or disagree with the following statements?							
		Strongly Agree	Agree	Disagree	Strongly Disagree	Don't Know	Total Responses
	The overall process for virtual	27	21	9	2	0	
(a)	learning was clearly explained.	46%	36%	15%	3%	0%	59
	Course expectations were	24	21	14	0	0	
(b)	clearly explained.	41%	36%	24%	0%	0%	59
	Criteria for grading	21	26	11	0	1	
(c)	assignments were clearly explained.	36%	44%	19%	0%	2%	59
	I feel comfortable using	32	21	4	2	0	
(d)	Microsoft Office, Canvas, Learning Management Systems, etc.).	54%	36%	7%	3%	0%	59
	My child's teacher(s)	29	23	6	1	0	
(e)	was/were prepared.	49%	39%	10%	2%	0%	59
	My child's teacher provided	24	22	13	0	0	
(f)	individual attention and support.	41%	37%	22%	0%	0%	59
	My child's teacher was	25	25	8	0	1	
(g)	available when we had questions.	42%	42%	14%	0%	2%	59
	My child was engaged in	27	22	8	1	0	
(h)	his/her courses.	47%	38%	14%	2%	0%	58
	My child's teacher was	33	23	2	1	0	
(i)	engaged in the courses.	56%	39%	3%	2%	0%	59

Lamar Consolidated ISD  
2020-2021 Campus Climate Survey

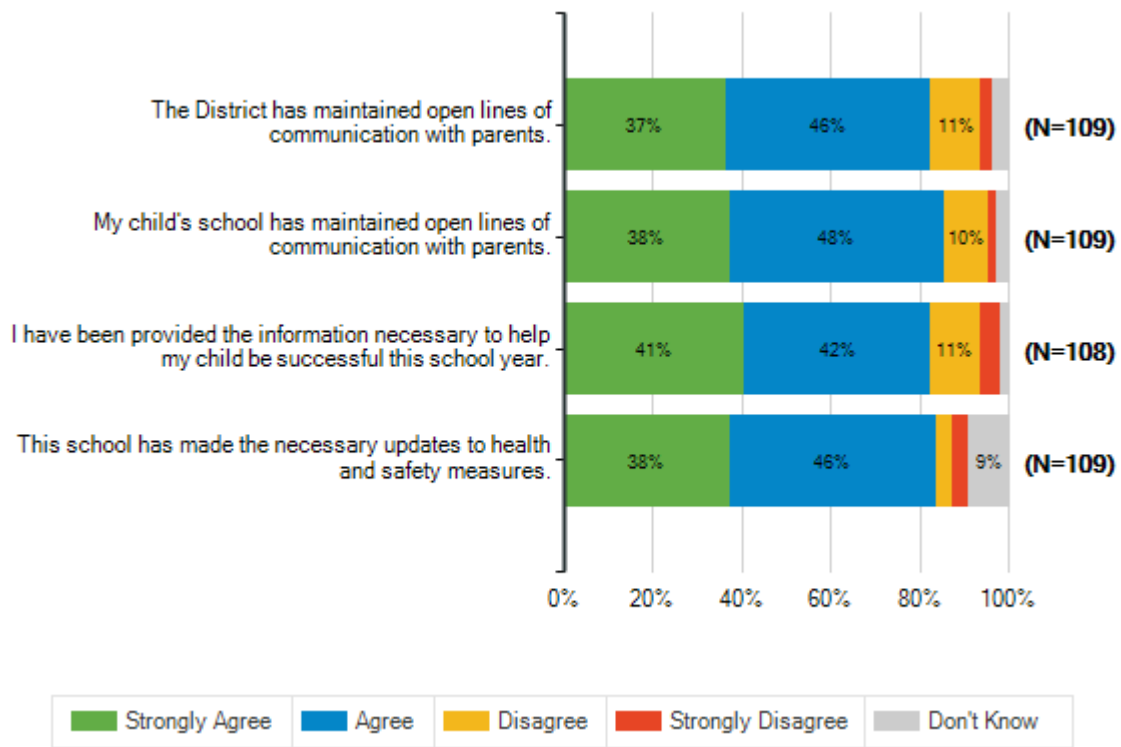


Lamar Consolidated ISD  
2020-2021 Campus Climate Survey

Below are statements about the management of the COVID-19 pandemic. As you respond, please think about your experiences this school year.

How strongly do you agree or disagree with the following statements?

		Strongly Agree	Agree	Disagree	Strongly Disagree	Don't Know	Total Responses
	The District has maintained	40	50	12	3	4	
(a)	open lines of communication with parents.	37%	46%	11%	3%	4%	109
	My child's school has	41	52	11	2	3	
(b)	maintained open lines of communication with parents.	38%	48%	10%	2%	3%	109
	I have been provided the information necessary to help	44	45	12	5	2	
(c)	my child be successful this school year.	41%	42%	11%	5%	2%	108
	This school has made the	41	50	4	4	10	
(d)	necessary updates to health and safety measures.	38%	46%	4%	4%	9%	109



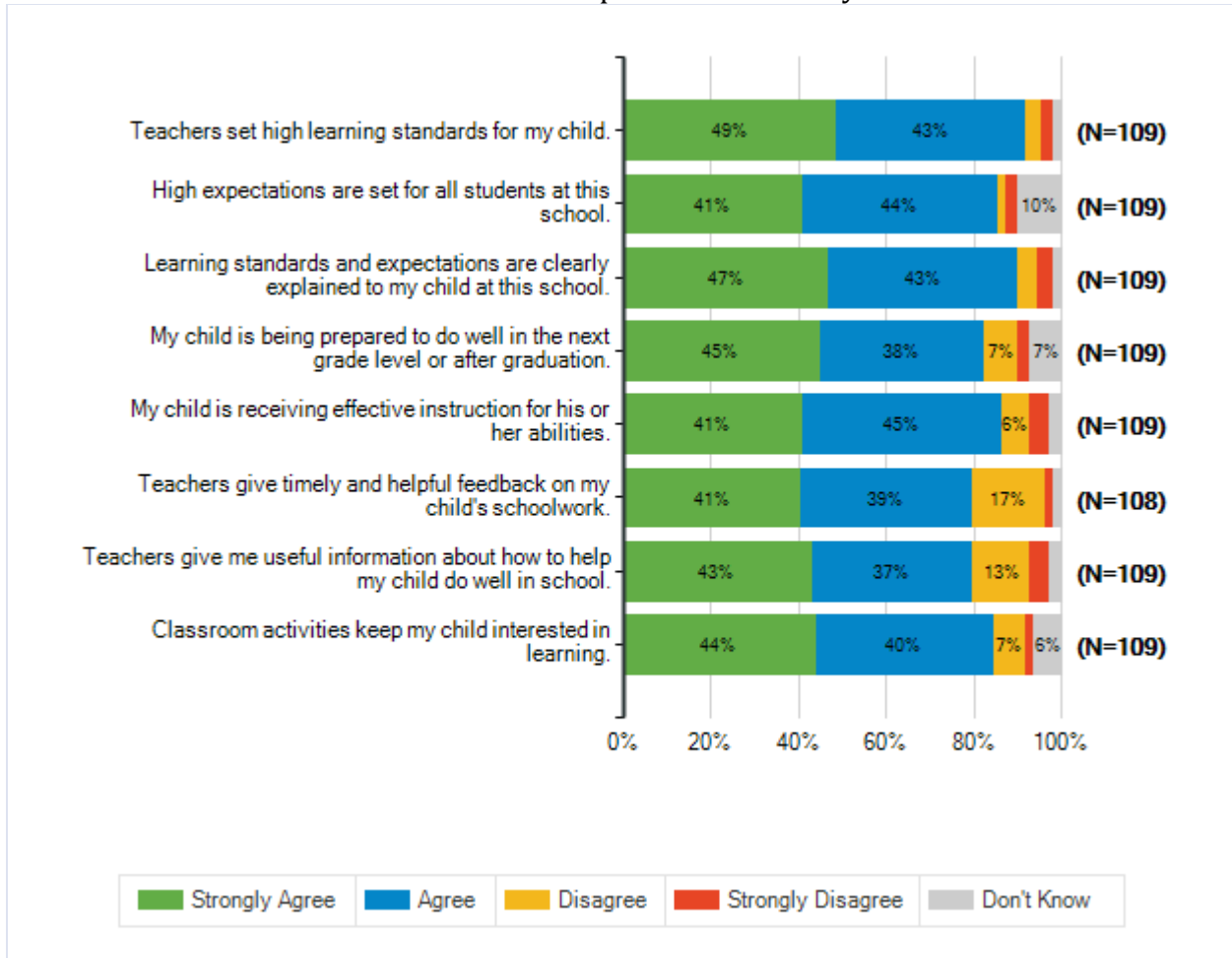
Lamar Consolidated ISD  
2020-2021 Campus Climate Survey

Below are statements about the quality of education your child receives at this school. As you respond, please think about your experiences this school year.

How strongly do you agree or disagree with each of the following statements?

		Strongly Agree	Agree	Disagree	Strongly Disagree	Don't Know	Total Responses
(a)	Teachers set high learning standards for my child.	53 49%	47 43%	4 4%	3 3%	2 2%	109
(b)	High expectations are set for all students at this school.	45 41%	48 44%	2 2%	3 3%	11 10%	109
(c)	Learning standards and expectations are clearly explained to my child at this school.	51 47%	47 43%	5 5%	4 4%	2 2%	109
(d)	My child is being prepared to do well in the next grade level or after graduation.	49 45%	41 38%	8 7%	3 3%	8 7%	109
(e)	My child is receiving effective instruction for his or her abilities.	45 41%	49 45%	7 6%	5 5%	3 3%	109
(f)	Teachers give timely and helpful feedback on my child's schoolwork.	44 41%	42 39%	18 17%	2 2%	2 2%	108
(g)	Teachers give me useful information about how to help my child do well in school.	47 43%	40 37%	14 13%	5 5%	3 3%	109
(h)	Classroom activities keep my child interested in learning.	48 44%	44 40%	8 7%	2 2%	7 6%	109

Lamar Consolidated ISD  
2020-2021 Campus Climate Survey



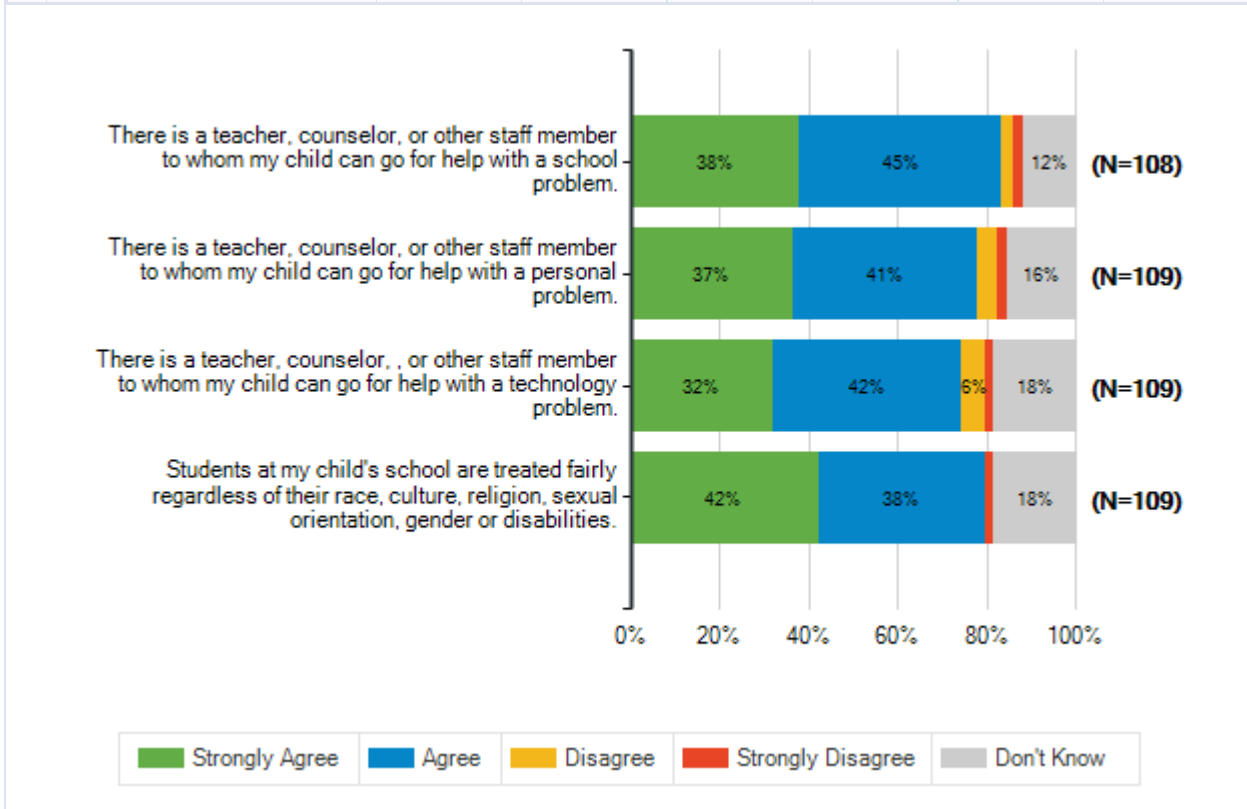


Lamar Consolidated ISD  
2020-2021 Campus Climate Survey

Below are statements about the support students receive at school. As you respond, please think about your experiences this school year.

How strongly do you agree or disagree with each of the following statements?

		Strongly Agree	Agree	Disagree	Strongly Disagree	Don't Know	Total Responses
(a)	There is a teacher, counselor, or other staff member to whom my child can go for help with a school problem.	41	49	3	2	13	108
(b)	There is a teacher, counselor, or other staff member to whom my child can go for help with a personal problem.	40	45	5	2	17	109
(c)	There is a teacher, counselor, , or other staff member to whom my child can go for help with a technology problem.	35	46	6	2	20	109
(d)	Students at my child's school are treated fairly regardless of their race, culture, religion, sexual orientation, gender or disabilities.	46	41	0	2	20	109

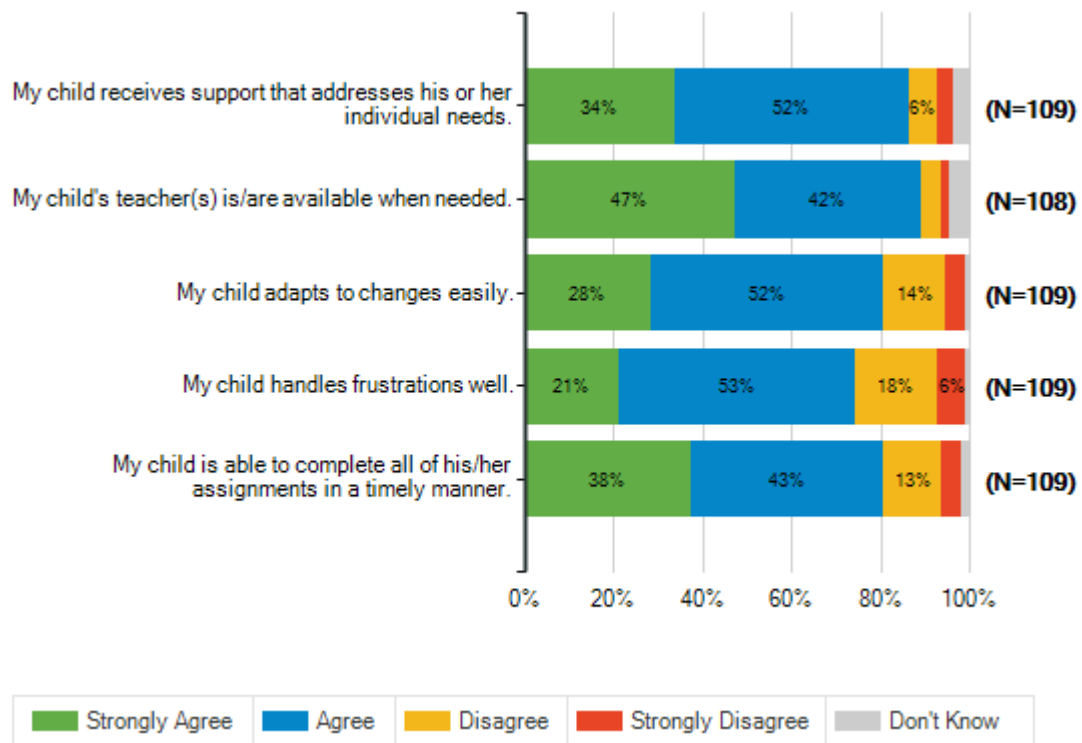


Lamar Consolidated ISD  
2020-2021 Campus Climate Survey

Below are statements about the support students receive at school. As you respond, please think about your experiences this school year.

How strongly do you agree or disagree with each of the following statements?

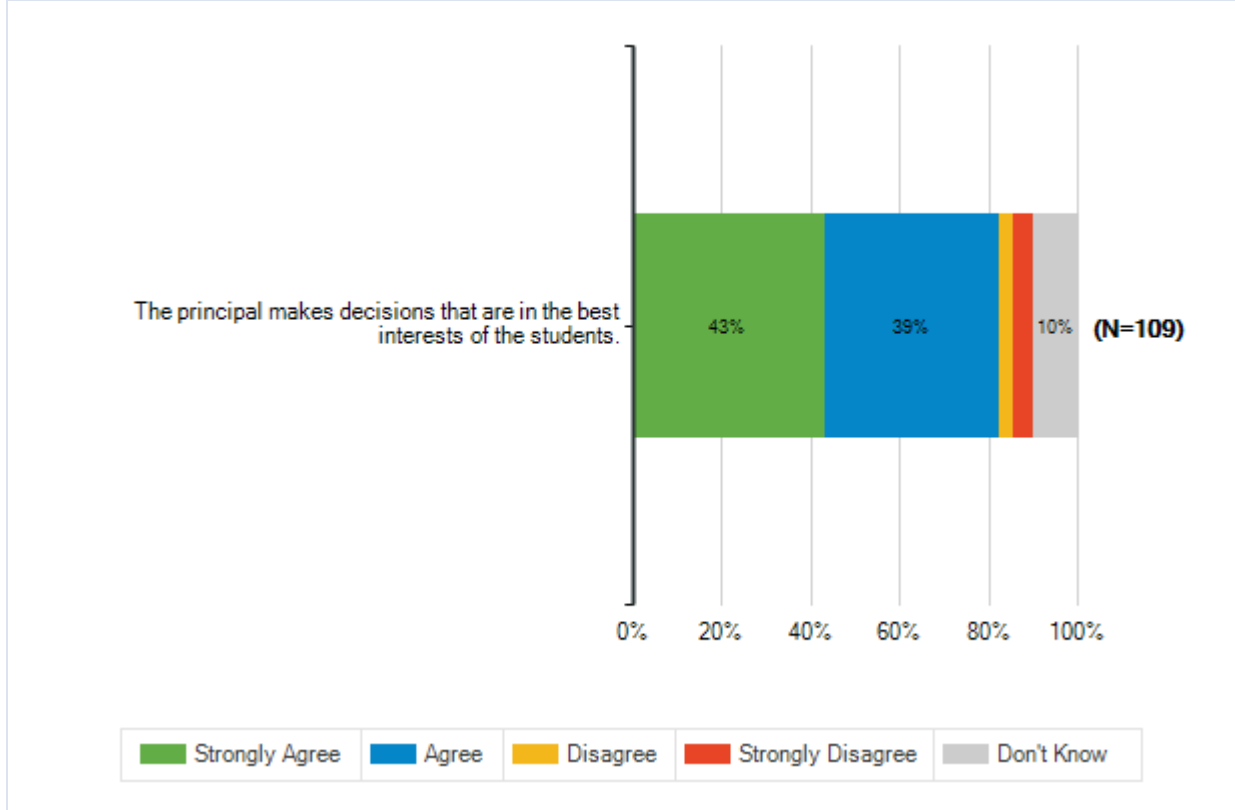
		Strongly Agree	Agree	Disagree	Strongly Disagree	Don't Know	Total Responses
	My child receives support that	37	57	7	4	4	
(a)	addresses his or her individual needs.	34%	52%	6%	4%	4%	109
	My child's teacher(s) is/are	51	45	5	2	5	
(b)	available when needed.	47%	42%	5%	2%	5%	108
	My child adapts to changes	31	57	15	5	1	
(c)	easily.	28%	52%	14%	5%	1%	109
	My child handles frustrations	23	58	20	7	1	
(d)	well.	21%	53%	18%	6%	1%	109
	My child is able to complete	41	47	14	5	2	
(e)	all of his/her assignments in a timely manner.	38%	43%	13%	5%	2%	109



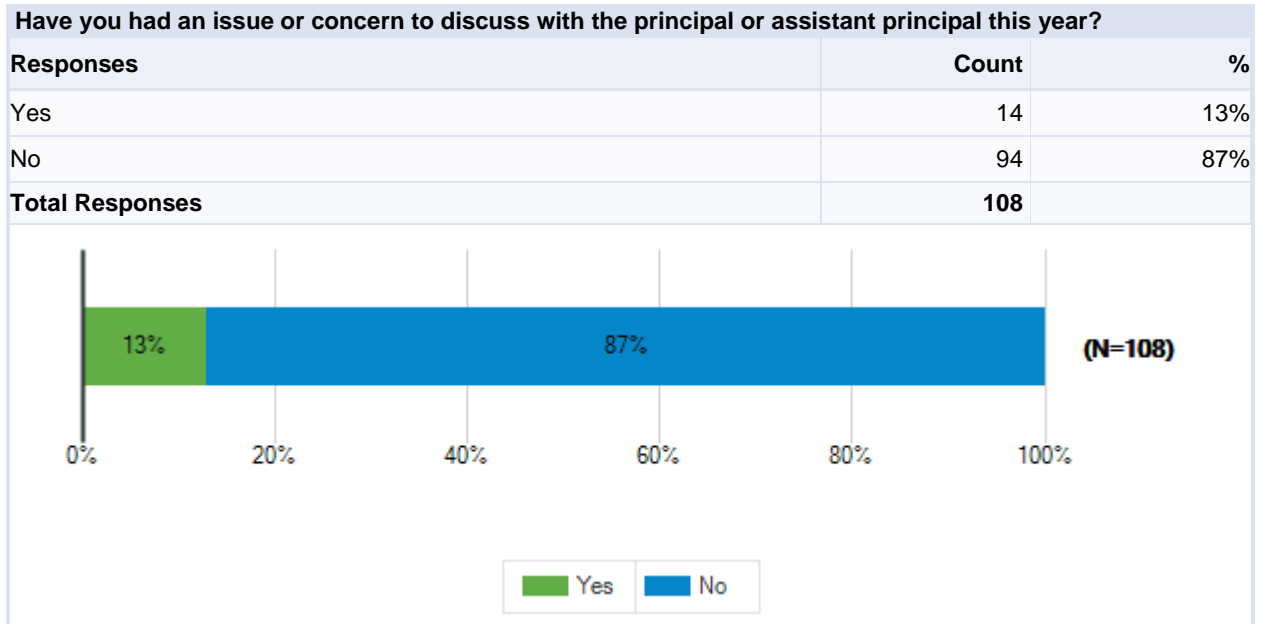
Lamar Consolidated ISD  
2020-2021 Campus Climate Survey

Below are statements related to the principal and assistant principals. As you respond, please think about your experiences this school year.

How strongly do you agree or disagree with each of the following statements?						
	Strongly Agree	Agree	Disagree	Strongly Disagree	Don't Know	Total Responses
The principal makes	47	43	3	5	11	
(a) decisions that are in the best interests of the students.	43%	39%	3%	5%	10%	109

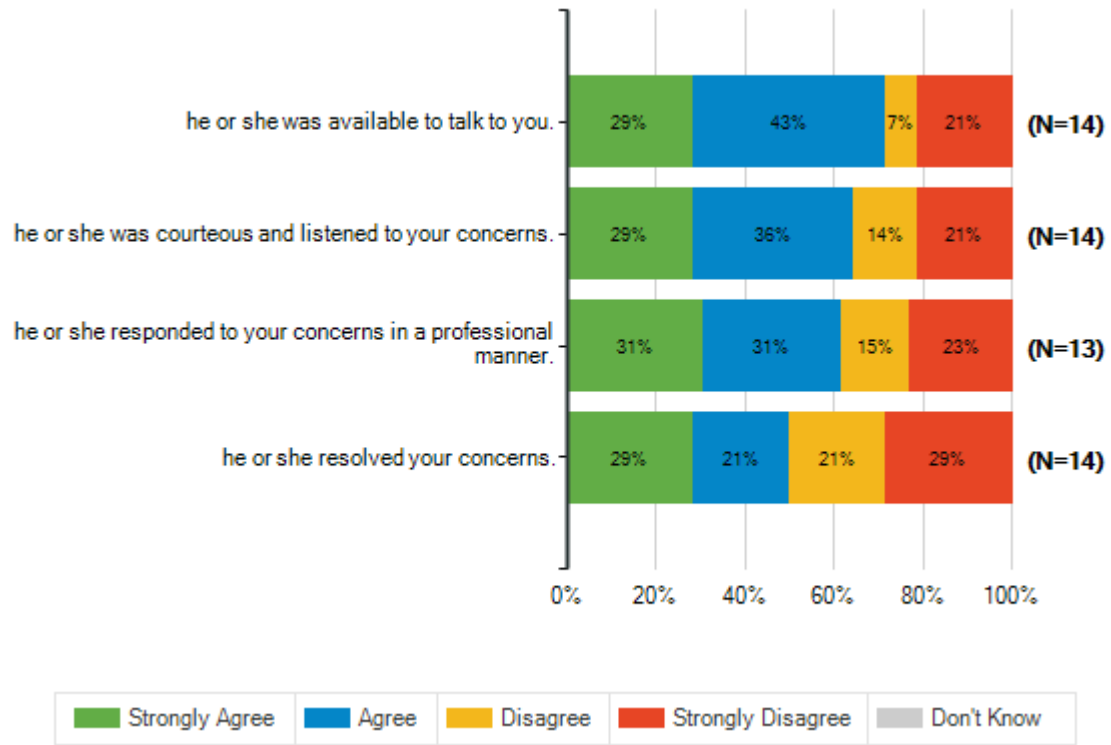


Lamar Consolidated ISD  
2020-2021 Campus Climate Survey



Lamar Consolidated ISD  
2020-2021 Campus Climate Survey

When you have had an issue or concern to discuss with a school administrator . . .							
		Strongly Agree	Agree	Disagree	Strongly Disagree	Don't Know	Total Responses
(a)	he or she was available to talk to you.	4	6	1	3	0	14
		29%	43%	7%	21%	0%	
(b)	he or she was courteous and listened to your concerns.	4	5	2	3	0	14
		29%	36%	14%	21%	0%	
(c)	he or she responded to your concerns in a professional manner.	4	4	2	3	0	13
		31%	31%	15%	23%	0%	
(d)	he or she resolved your concerns.	4	3	3	4	0	14
		29%	21%	21%	29%	0%	



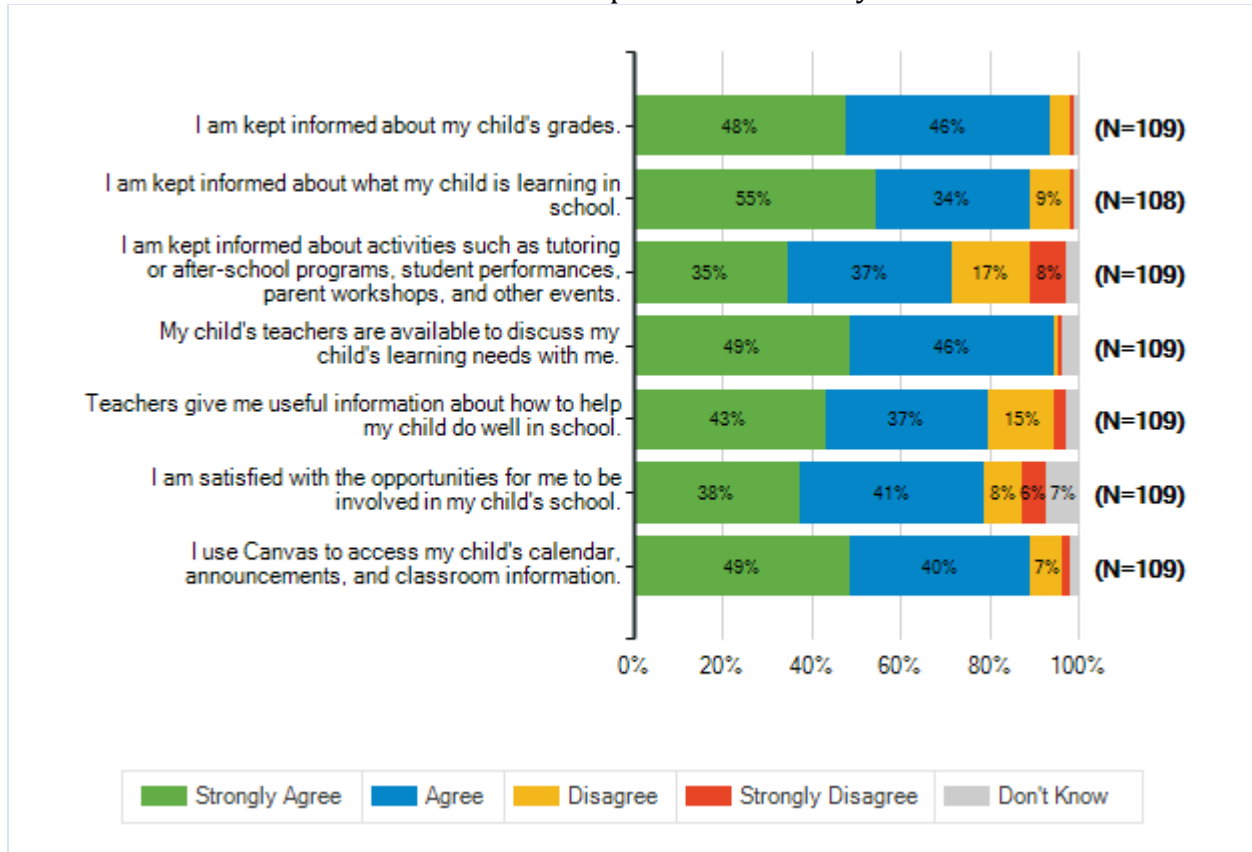
Lamar Consolidated ISD  
2020-2021 Campus Climate Survey

**Below are statements about the relationship between you and your child's school. As you respond, please think about your experiences this school year.**

**How strongly do you agree or disagree with each of the following statements?**

		<b>Strongly Agree</b>	<b>Agree</b>	<b>Disagree</b>	<b>Strongly Disagree</b>	<b>Don't Know</b>	<b>Total Responses</b>
(a)	I am kept informed about my child's grades.	52	50	5	1	1	109
		48%	46%	5%	1%	1%	
(b)	I am kept informed about what my child is learning in school.	59	37	10	1	1	108
		55%	34%	9%	1%	1%	
(c)	I am kept informed about activities such as tutoring or after-school programs, student performances, parent workshops, and other events.	38	40	19	9	3	109
		35%	37%	17%	8%	3%	
(d)	My child's teachers are available to discuss my child's learning needs with me.	53	50	1	1	4	109
		49%	46%	1%	1%	4%	
(e)	Teachers give me useful information about how to help my child do well in school.	47	40	16	3	3	109
		43%	37%	15%	3%	3%	
(f)	I am satisfied with the opportunities for me to be involved in my child's school.	41	45	9	6	8	109
		38%	41%	8%	6%	7%	
(g)	I use Canvas to access my child's calendar, announcements, and classroom information.	53	44	8	2	2	109
		49%	40%	7%	2%	2%	

Lamar Consolidated ISD  
2020-2021 Campus Climate Survey

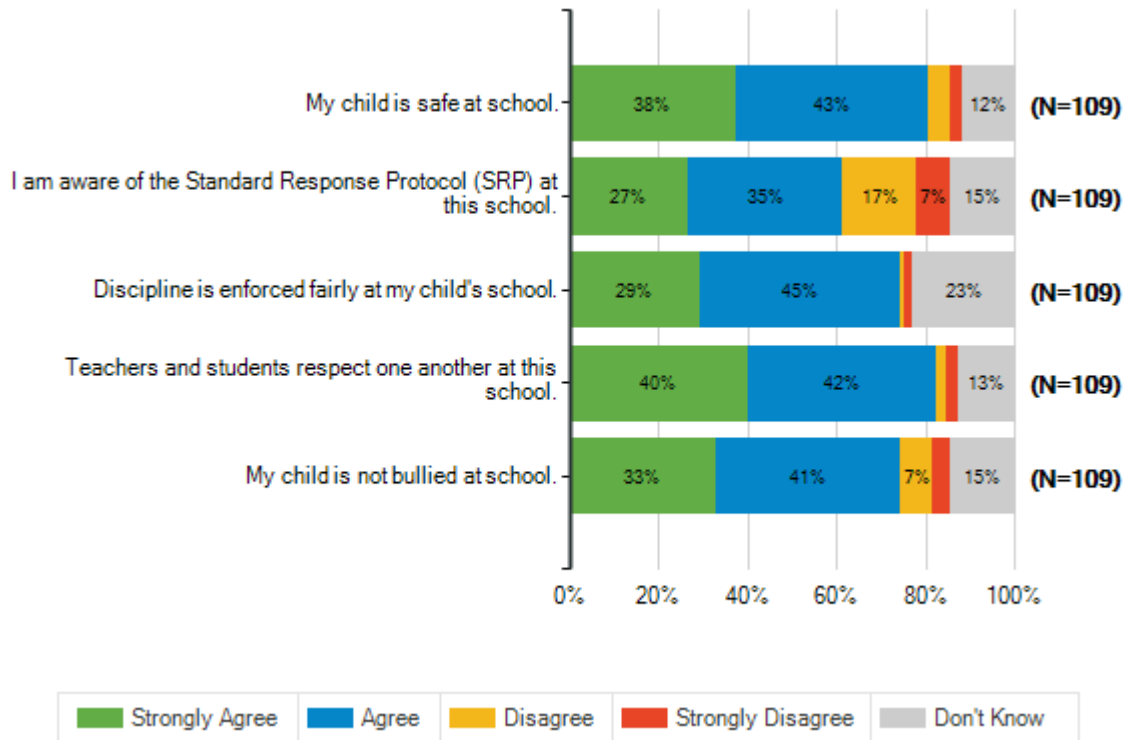


Lamar Consolidated ISD  
2020-2021 Campus Climate Survey

Below are statements related to safety and behavior. As you respond, please think about your experiences this school year.

How strongly do you agree or disagree with each of the following statements?

	Strongly Agree	Agree	Disagree	Strongly Disagree	Don't Know	Total Responses
	41	47	5	3	13	
(a) My child is safe at school.	38%	43%	5%	3%	12%	109
I am aware of the Standard Response Protocol (SRP) at this school.	29	38	18	8	16	
(b) Response Protocol (SRP) at this school.	27%	35%	17%	7%	15%	109
Discipline is enforced fairly at my child's school.	32	49	1	2	25	
(c) Discipline is enforced fairly at my child's school.	29%	45%	1%	2%	23%	109
Teachers and students	44	46	2	3	14	
(d) respect one another at this school.	40%	42%	2%	3%	13%	109
My child is not bullied at school.	36	45	8	4	16	
(e) My child is not bullied at school.	33%	41%	7%	4%	15%	109



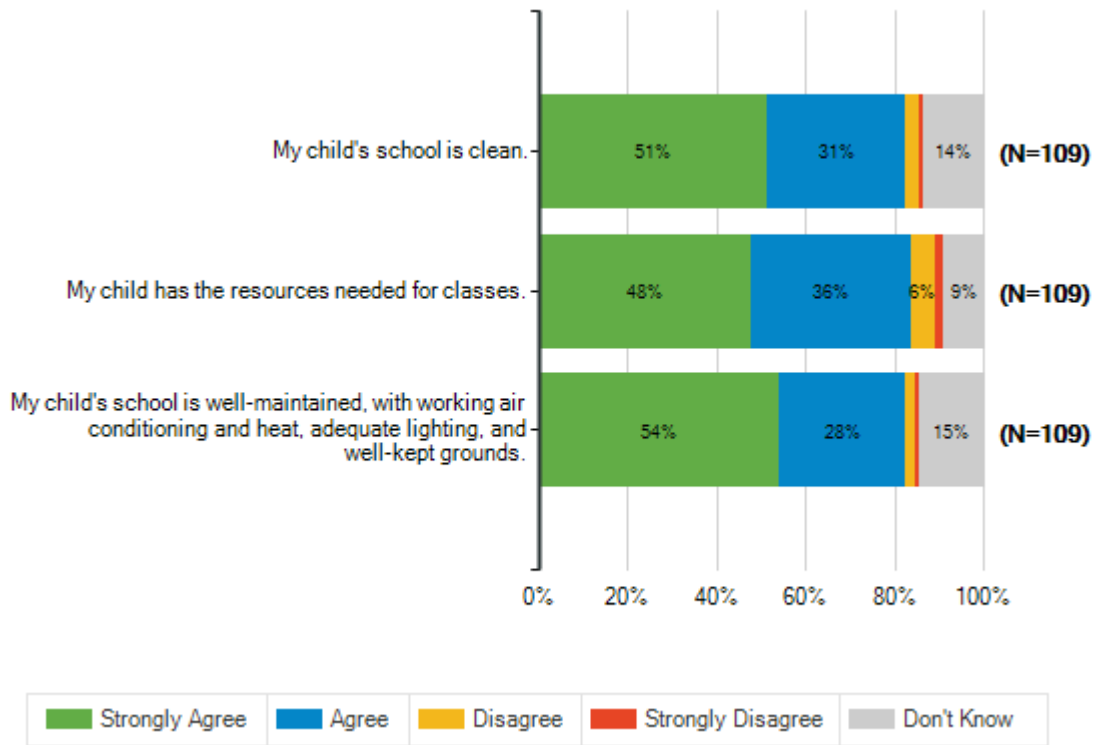


Lamar Consolidated ISD  
2020-2021 Campus Climate Survey

Below are statements related to how the school is managed. As you respond, please think about your experiences this school year.

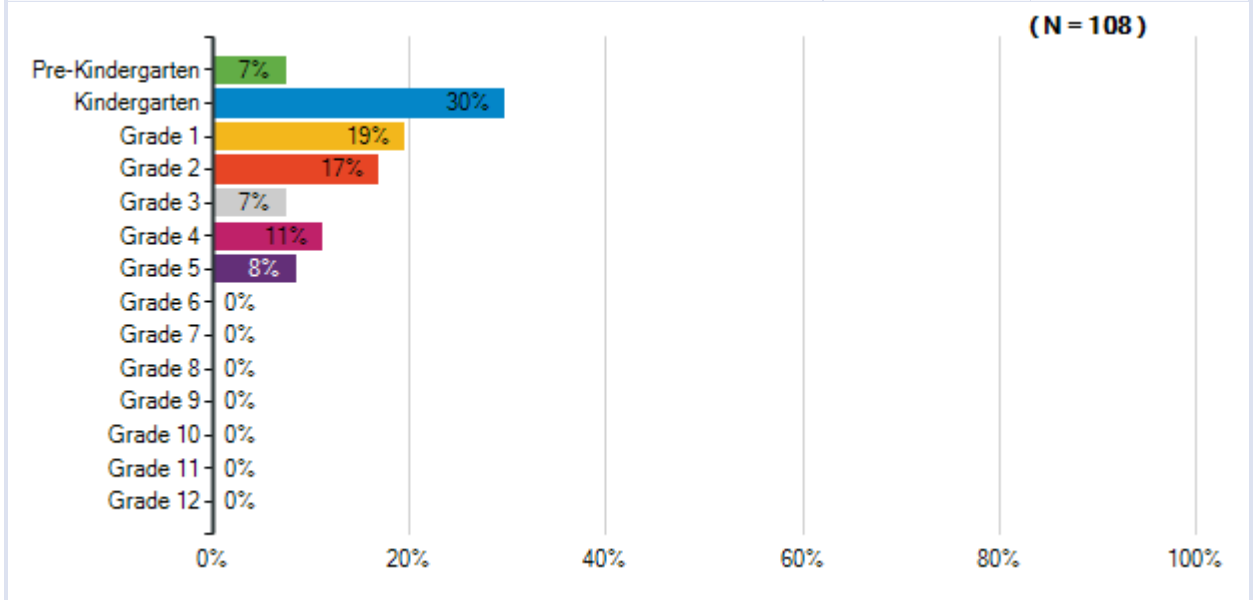
How strongly do you agree or disagree with each of the following statements?

	Strongly Agree	Agree	Disagree	Strongly Disagree	Don't Know	Total Responses
(a) My child's school is clean.	56	34	3	1	15	109
(b) My child has the resources needed for classes.	52	39	6	2	10	109
(c) My child's school is well-maintained, with working air conditioning and heat, adequate lighting, and well-kept grounds.	59	31	2	1	16	109



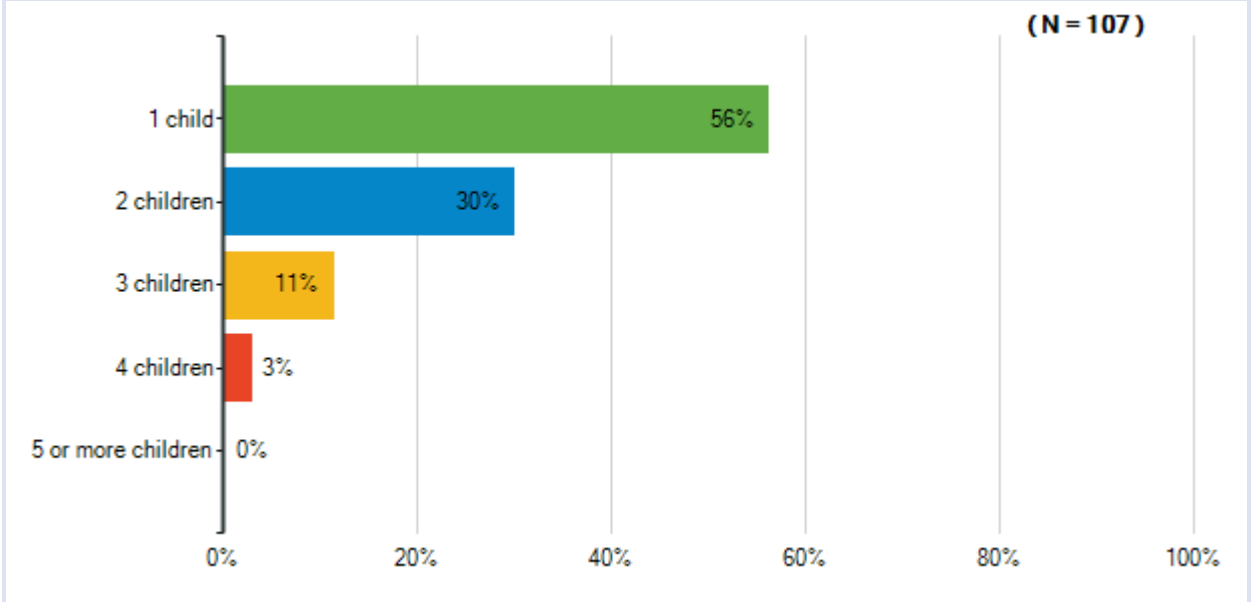
Lamar Consolidated ISD  
2020-2021 Campus Climate Survey

What grade is your child enrolled in at this school?		
Responses	Count	%
Pre-Kindergarten	8	7%
Kindergarten	32	30%
Grade 1	21	19%
Grade 2	18	17%
Grade 3	8	7%
Grade 4	12	11%
Grade 5	9	8%
Grade 6	0	0%
Grade 7	0	0%
Grade 8	0	0%
Grade 9	0	0%
Grade 10	0	0%
Grade 11	0	0%
Grade 12	0	0%
<b>Total Responses</b>	<b>108</b>	



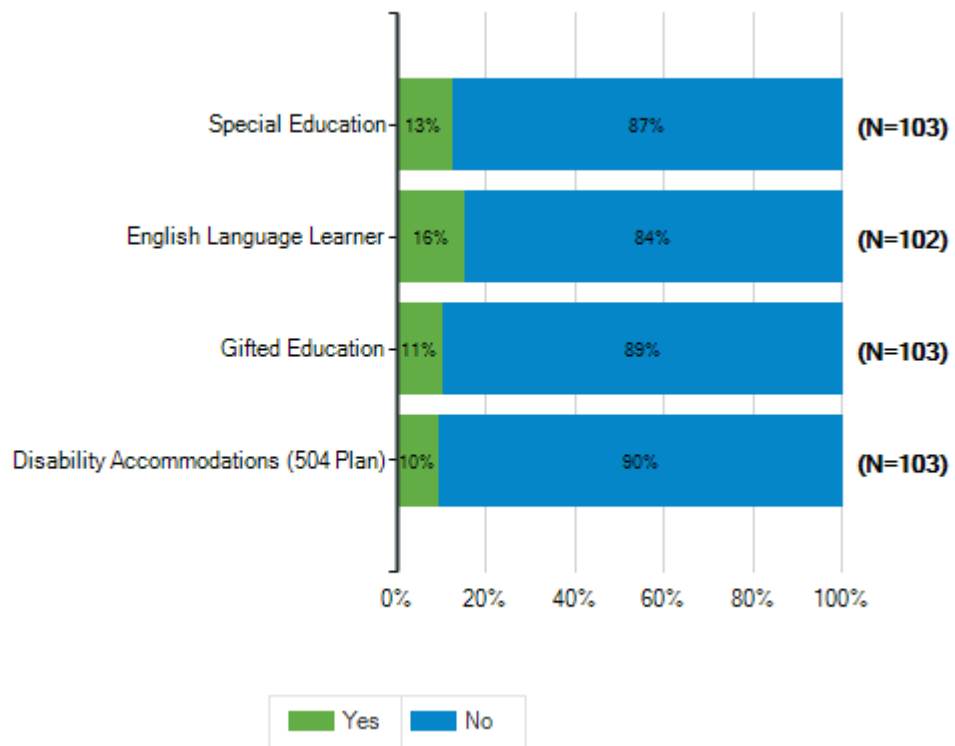
Lamar Consolidated ISD  
2020-2021 Campus Climate Survey

How many of your children attend a district school?		
Responses	Count	%
1 child	60	56%
2 children	32	30%
3 children	12	11%
4 children	3	3%
5 or more children	0	0%
<b>Total Responses</b>	<b>107</b>	



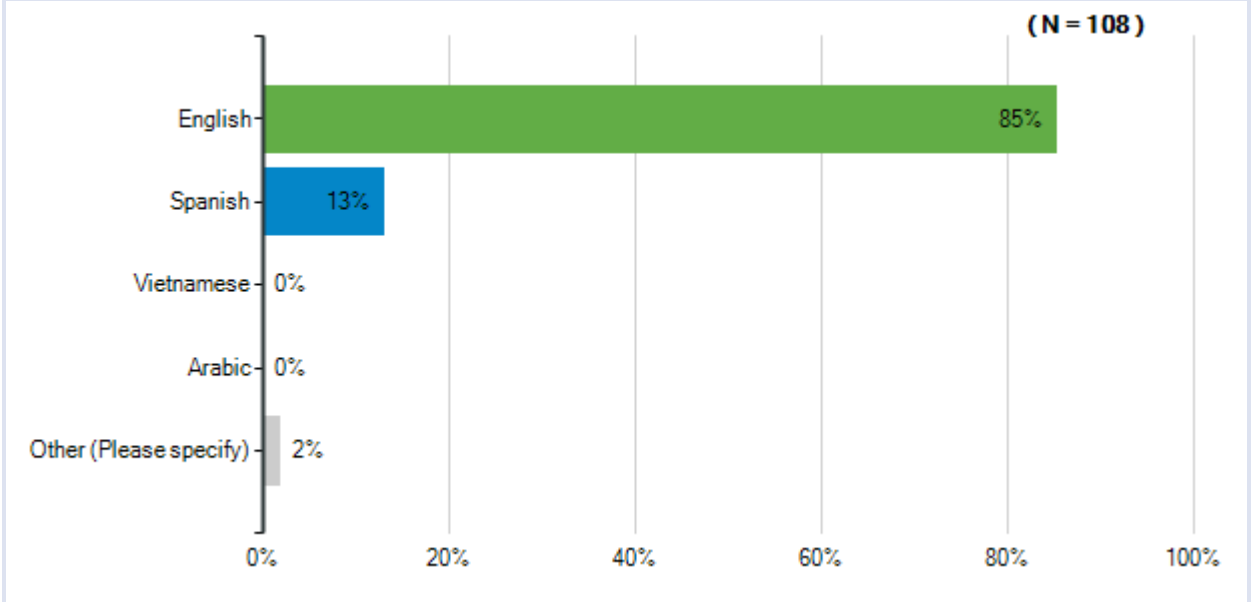
Lamar Consolidated ISD  
2020-2021 Campus Climate Survey

Does your child receive any of the following services at this school?				
		Yes	No	Total Responses
(a) Special Education		13	90	103
		13%	87%	
(b) English Language Learner		16	86	102
		16%	84%	
(c) Gifted Education		11	92	103
		11%	89%	
(d) Disability Accommodations (504 Plan)		10	93	103
		10%	90%	



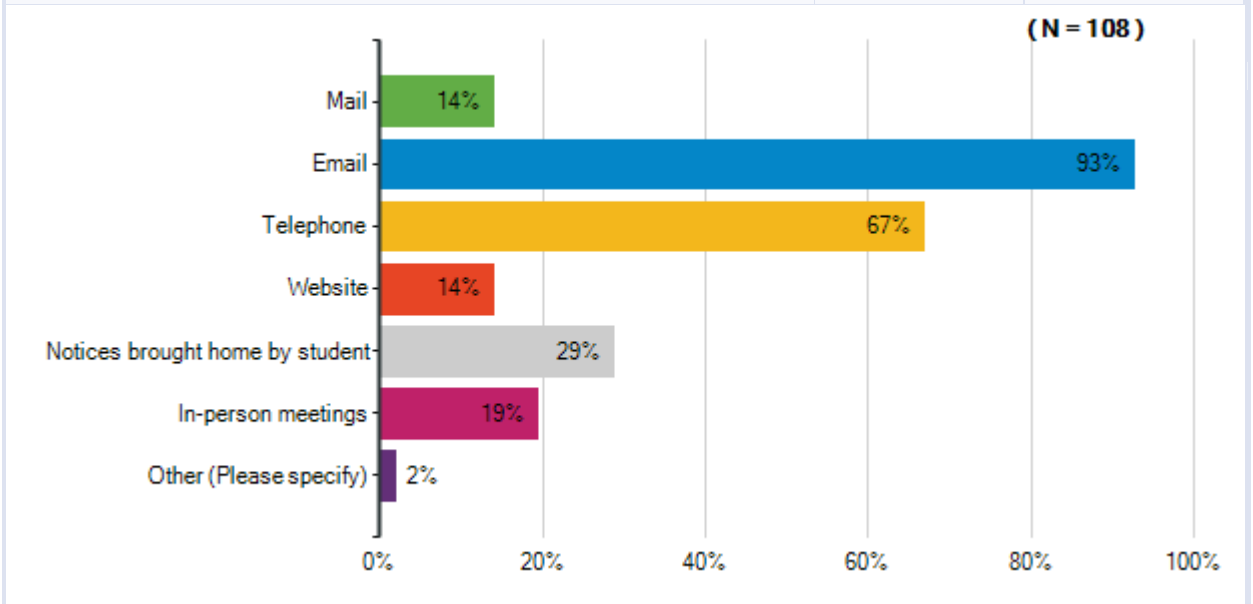
Lamar Consolidated ISD  
2020-2021 Campus Climate Survey

What language do you speak most often at home?		
Responses	Count	%
English	92	85%
Spanish	14	13%
Vietnamese	0	0%
Arabic	0	0%
Other (Please specify)	2	2%
<b>Total Responses</b>	<b>108</b>	



Lamar Consolidated ISD  
2020-2021 Campus Climate Survey

What are the best ways for the school to communicate with you about your child's education?		
Responses	Count	%
Mail	15	14%
Email	100	93%
Telephone	72	67%
Website	15	14%
Notices brought home by student	31	29%
In-person meetings	21	19%
Other (Please specify)	2	2%
<b>Total Unique Responses</b>	<b>108</b>	
<b>Total Responses</b>	<b>256</b>	



**Note:** Multiple answers per participant possible. Percentages added may exceed 100 since a participant may select more than one answer for this question.

Lamar Consolidated ISD  
2020-2021 Campus Climate Survey

How did you learn about this survey?		
Responses	Count	%
Email	102	94%
District All-Call system (Skylert)	0	0%
District website	1	1%
Facebook	3	3%
Twitter	0	0%
Notice brought home by student	0	0%
From another parent	1	1%
From a District employee	1	1%
Local news media (TV, radio, newspaper, website)	0	0%
Other (Please specify)	0	0%
<b>Total Responses</b>	<b>108</b>	

