

Campus Climate Survey

2020-2021 Survey Results - Parents

Dickinson Elementary

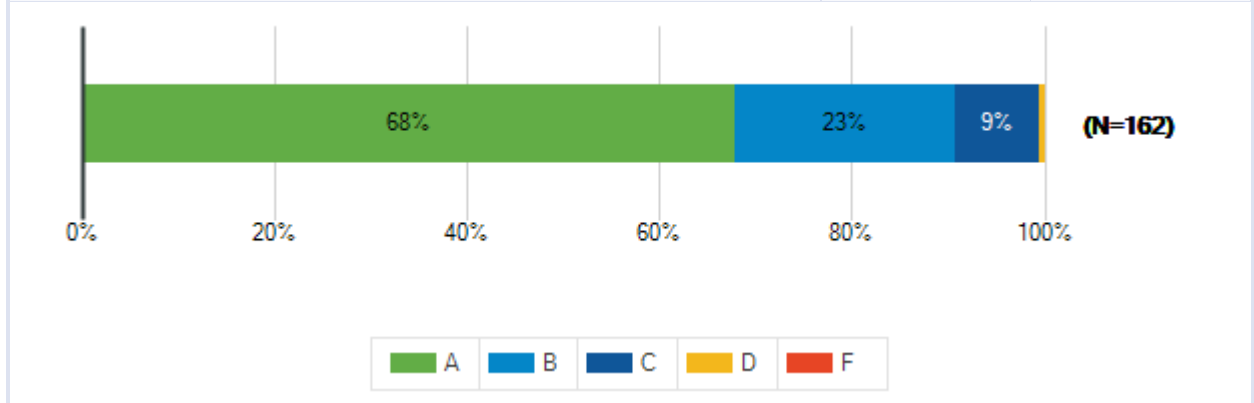
Lamar Consolidated ISD
November 30 - December 20, 2020



Lamar Consolidated ISD
2020-2021 Campus Climate Survey

Students receive grades of A, B, C, D or F to report the quality of their work. What grade would you give the overall quality of your child's school? On this scale, A represents outstanding, C is average and F is failing.

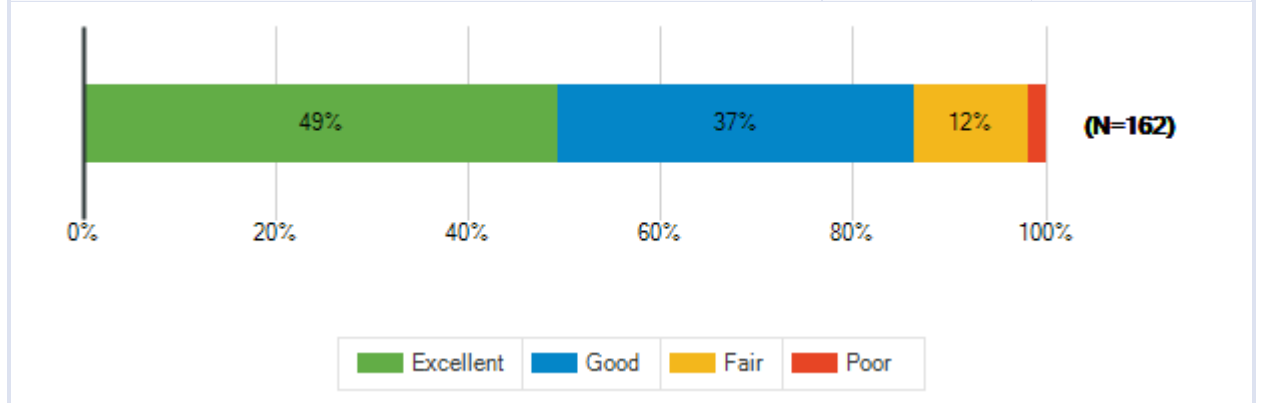
Responses	Count	%
A	110	68%
B	37	23%
C	14	9%
D	1	1%
F	0	0%
Total Responses	162	



Lamar Consolidated ISD
2020-2021 Campus Climate Survey

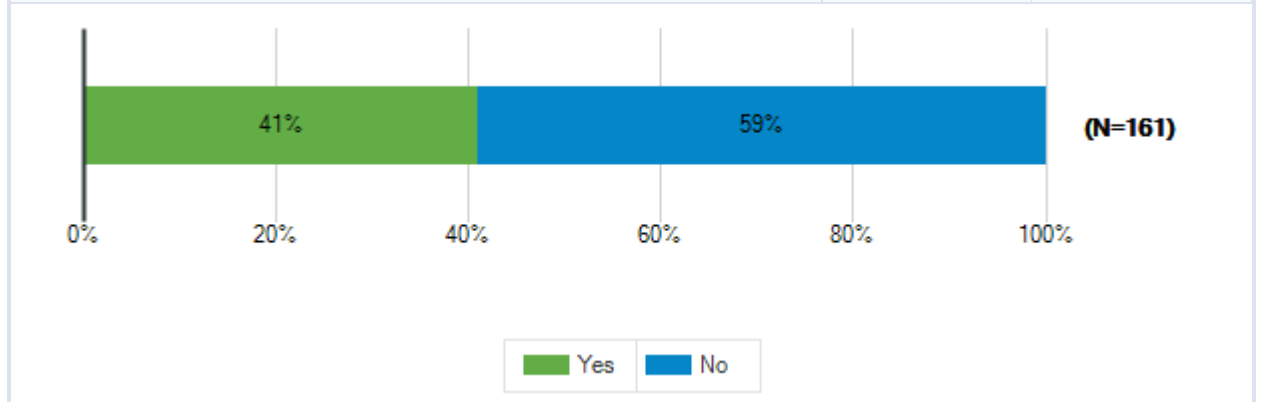
Overall, how would you rate how Lamar CISD handled the COVID-19 pandemic for the 2020-2021 school year?

Responses	Count	%
Excellent	80	49%
Good	60	37%
Fair	19	12%
Poor	3	2%
Total Responses	162	



Has your child participated in virtual learning during the 2020-2021 school year?

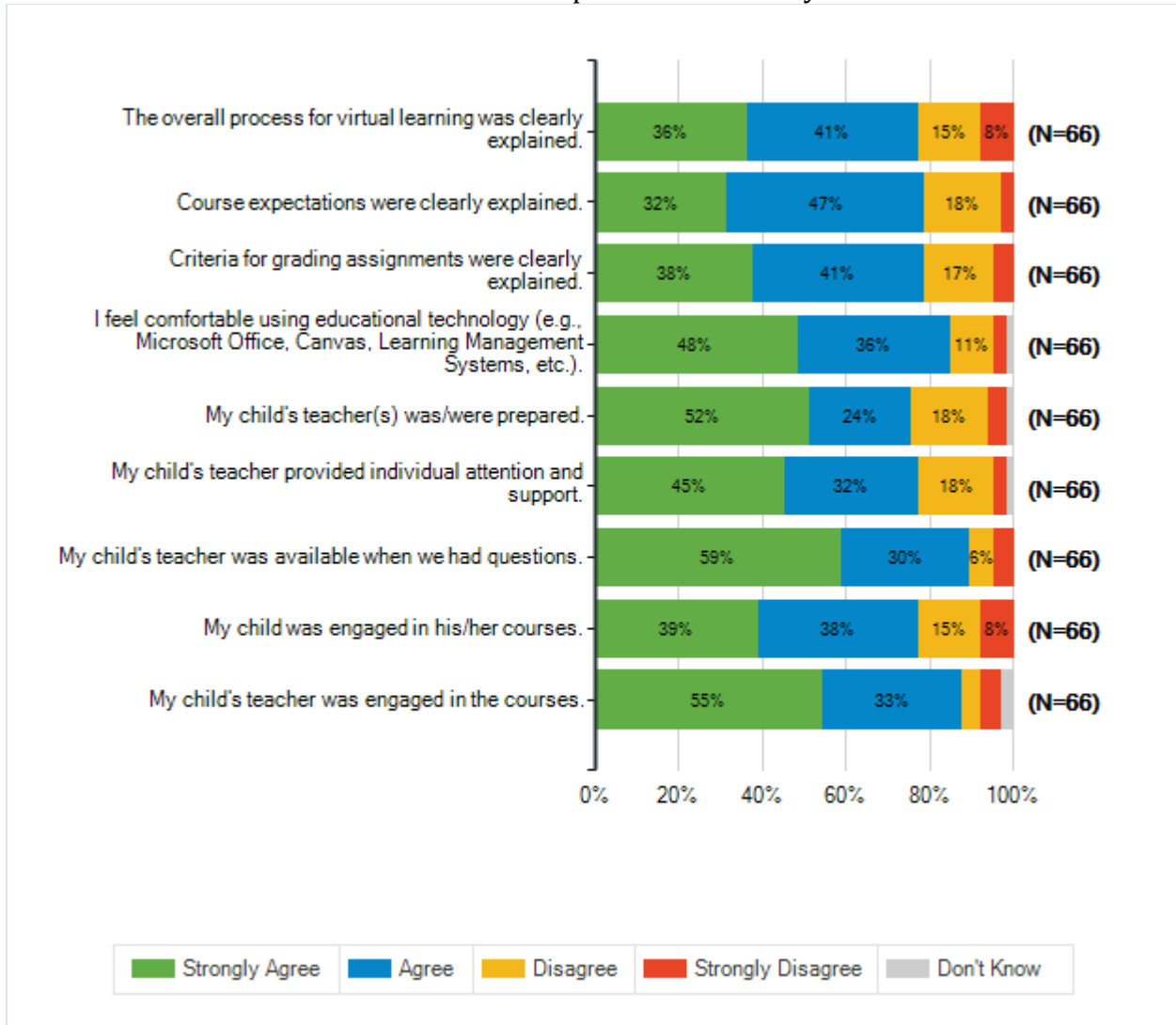
Responses	Count	%
Yes	66	41%
No	95	59%
Total Responses	161	



Lamar Consolidated ISD
2020-2021 Campus Climate Survey

Overall Preparation for Virtual Learning							
How strongly do you agree or disagree with the following statements?							
		Strongly Agree	Agree	Disagree	Strongly Disagree	Don't Know	Total Responses
	The overall process for virtual learning was clearly explained.	24	27	10	5	0	66
(a)		36%	41%	15%	8%	0%	66
	Course expectations were clearly explained.	21	31	12	2	0	66
(b)		32%	47%	18%	3%	0%	66
	Criteria for grading assignments were clearly explained.	25	27	11	3	0	66
(c)		38%	41%	17%	5%	0%	66
	I feel comfortable using educational technology (e.g., Microsoft Office, Canvas, Learning Management Systems, etc.).	32	24	7	2	1	66
(d)		48%	36%	11%	3%	2%	66
	My child's teacher(s) was/were prepared.	34	16	12	3	1	66
(e)		52%	24%	18%	5%	2%	66
	My child's teacher provided individual attention and support.	30	21	12	2	1	66
(f)		45%	32%	18%	3%	2%	66
	My child's teacher was available when we had questions.	39	20	4	3	0	66
(g)		59%	30%	6%	5%	0%	66
	My child was engaged in his/her courses.	26	25	10	5	0	66
(h)		39%	38%	15%	8%	0%	66
	My child's teacher was engaged in the courses.	36	22	3	3	2	66
(i)		55%	33%	5%	5%	3%	66

Lamar Consolidated ISD
2020-2021 Campus Climate Survey

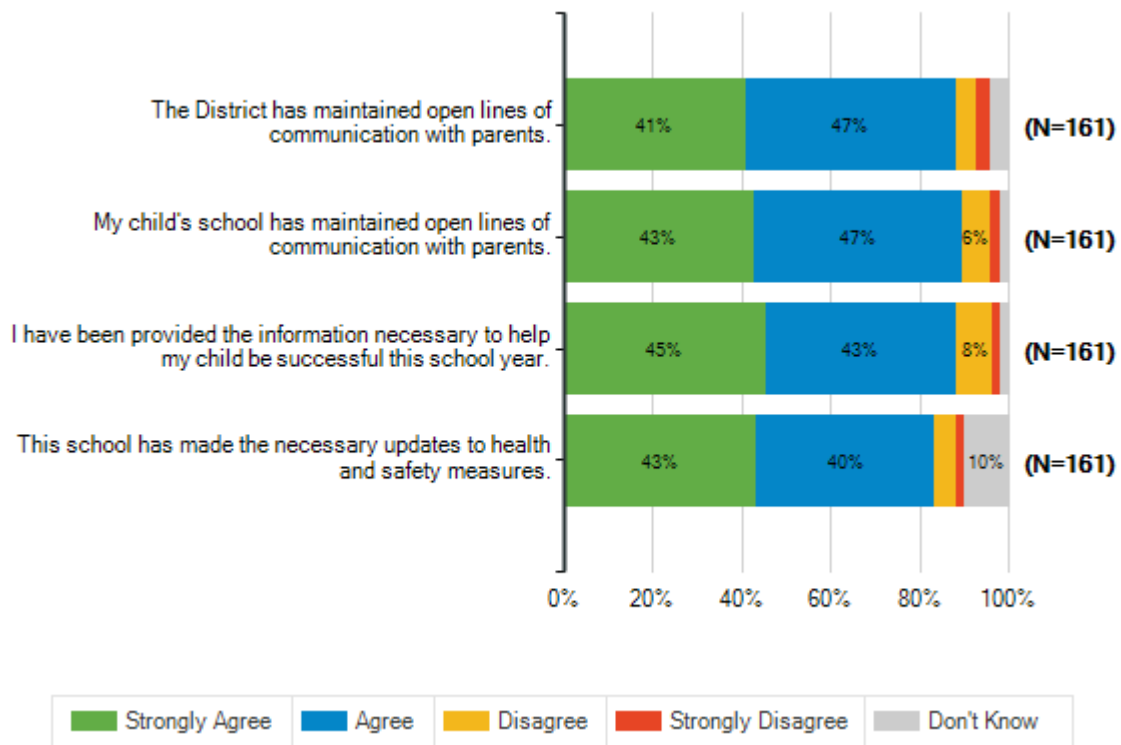


Lamar Consolidated ISD
2020-2021 Campus Climate Survey

Below are statements about the management of the COVID-19 pandemic. As you respond, please think about your experiences this school year.

How strongly do you agree or disagree with the following statements?

		Strongly Agree	Agree	Disagree	Strongly Disagree	Don't Know	Total Responses
	The District has maintained	66	76	7	5	7	
(a)	open lines of communication with parents.	41%	47%	4%	3%	4%	161
	My child's school has	69	75	10	4	3	
(b)	maintained open lines of communication with parents.	43%	47%	6%	2%	2%	161
	I have been provided the information necessary to help	73	69	13	3	3	
(c)	my child be successful this school year.	45%	43%	8%	2%	2%	161
	This school has made the	70	64	8	3	16	
(d)	necessary updates to health and safety measures.	43%	40%	5%	2%	10%	161



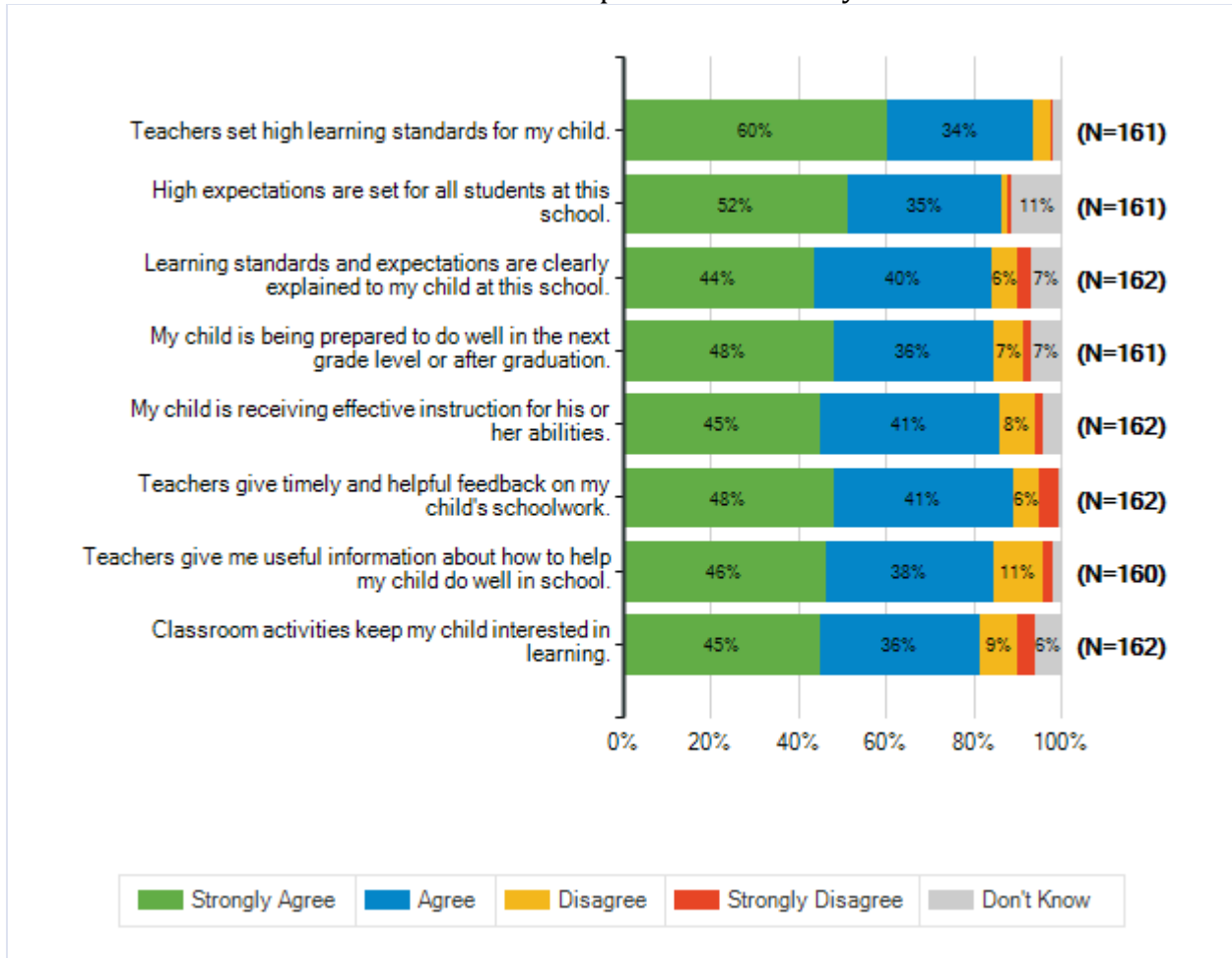
Lamar Consolidated ISD
2020-2021 Campus Climate Survey

Below are statements about the quality of education your child receives at this school. As you respond, please think about your experiences this school year.

How strongly do you agree or disagree with each of the following statements?

		Strongly Agree	Agree	Disagree	Strongly Disagree	Don't Know	Total Responses
(a)	Teachers set high learning standards for my child.	97 60%	54 34%	6 4%	1 1%	3 2%	161
(b)	High expectations are set for all students at this school.	83 52%	56 35%	2 1%	2 1%	18 11%	161
(c)	Learning standards and expectations are clearly explained to my child at this school.	71 44%	65 40%	10 6%	5 3%	11 7%	162
(d)	My child is being prepared to do well in the next grade level or after graduation.	78 48%	58 36%	11 7%	3 2%	11 7%	161
(e)	My child is receiving effective instruction for his or her abilities.	73 45%	66 41%	13 8%	3 2%	7 4%	162
(f)	Teachers give timely and helpful feedback on my child's schoolwork.	78 48%	66 41%	10 6%	7 4%	1 1%	162
(g)	Teachers give me useful information about how to help my child do well in school.	74 46%	61 38%	18 11%	4 3%	3 2%	160
(h)	Classroom activities keep my child interested in learning.	73 45%	59 36%	14 9%	6 4%	10 6%	162

Lamar Consolidated ISD
2020-2021 Campus Climate Survey

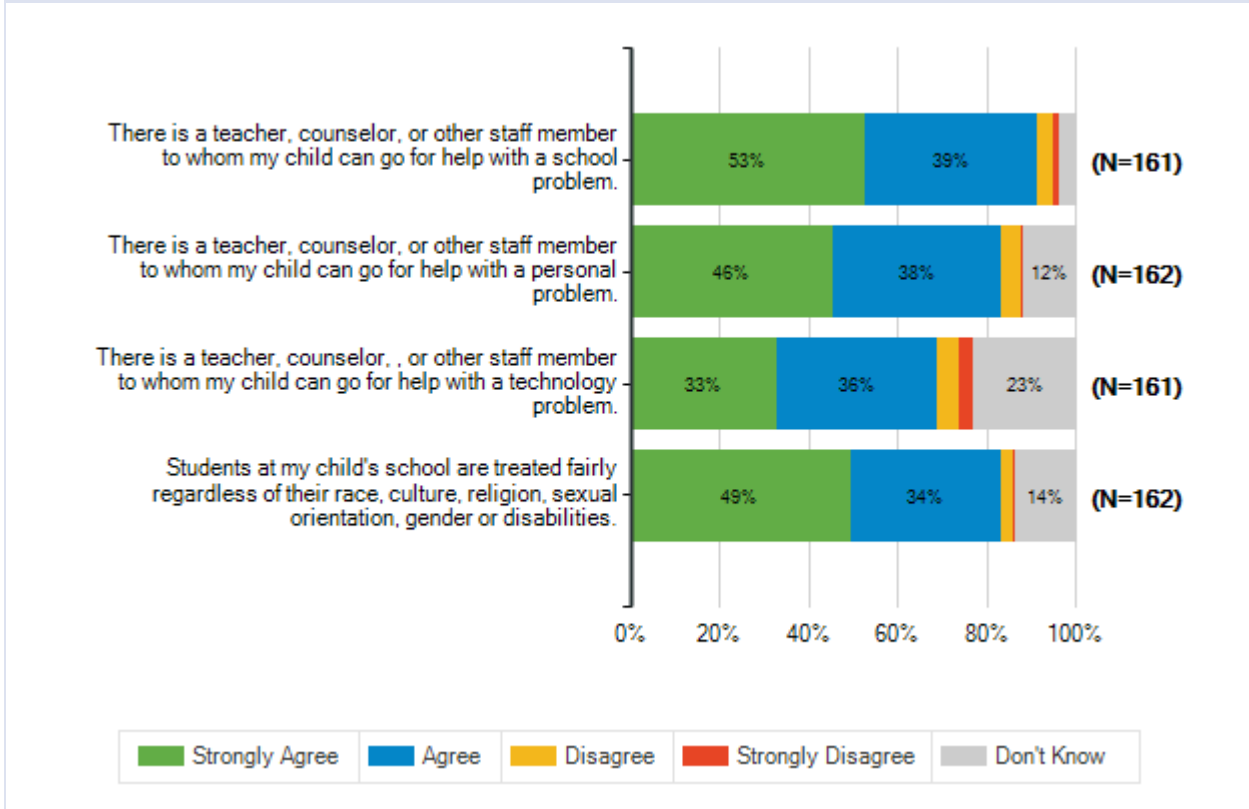


Lamar Consolidated ISD
2020-2021 Campus Climate Survey

Below are statements about the support students receive at school. As you respond, please think about your experiences this school year.

How strongly do you agree or disagree with each of the following statements?

		Strongly Agree	Agree	Disagree	Strongly Disagree	Don't Know	Total Responses
(a)	There is a teacher, counselor, or other staff member to whom my child can go for help with a school problem.	85 53%	62 39%	6 4%	2 1%	6 4%	161
(b)	There is a teacher, counselor, or other staff member to whom my child can go for help with a personal problem.	74 46%	61 38%	7 4%	1 1%	19 12%	162
(c)	There is a teacher, counselor, , or other staff member to whom my child can go for help with a technology problem.	53 33%	58 36%	8 5%	5 3%	37 23%	161
(d)	Students at my child's school are treated fairly regardless of their race, culture, religion, sexual orientation, gender or disabilities.	80 49%	55 34%	4 2%	1 1%	22 14%	162

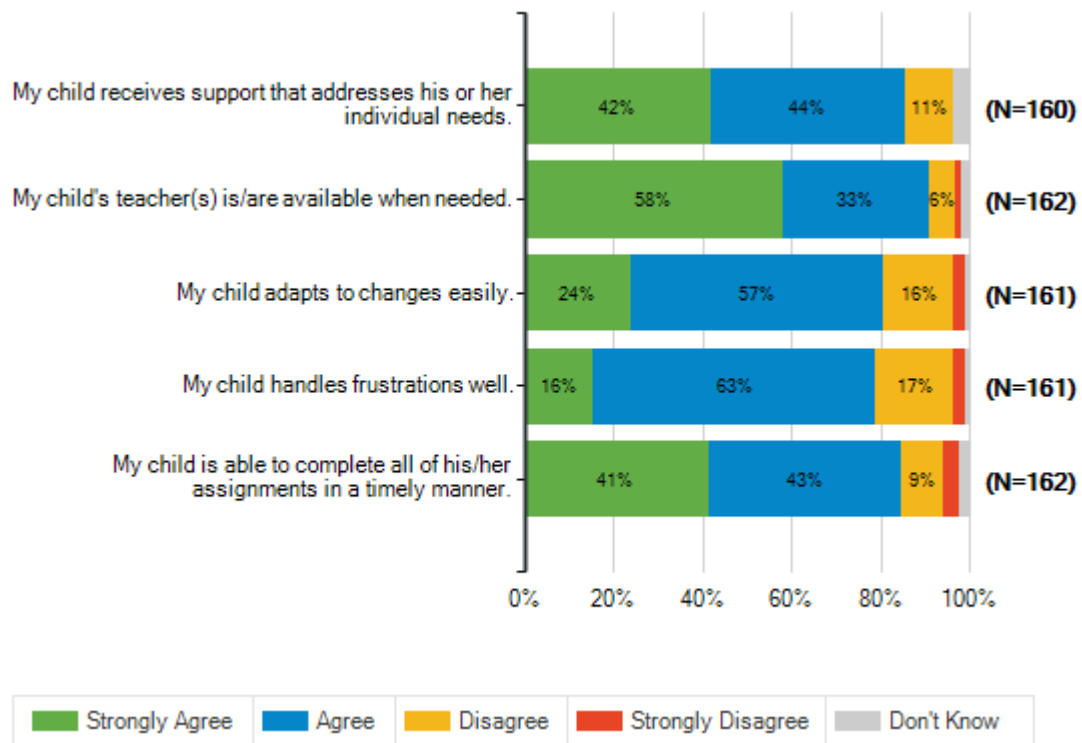


Lamar Consolidated ISD
2020-2021 Campus Climate Survey

Below are statements about the support students receive at school. As you respond, please think about your experiences this school year.

How strongly do you agree or disagree with each of the following statements?

		Strongly Agree	Agree	Disagree	Strongly Disagree	Don't Know	Total Responses
	My child receives support that	67	70	17	0	6	
(a)	addresses his or her individual needs.	42%	44%	11%	0%	4%	160
	My child's teacher(s) is/are	94	53	10	2	3	
(b)	available when needed.	58%	33%	6%	1%	2%	162
	My child adapts to changes	39	91	25	4	2	
(c)	easily.	24%	57%	16%	2%	1%	161
	My child handles frustrations	25	102	28	4	2	
(d)	well.	16%	63%	17%	2%	1%	161
	My child is able to complete	67	70	15	6	4	
(e)	all of his/her assignments in a timely manner.	41%	43%	9%	4%	2%	162

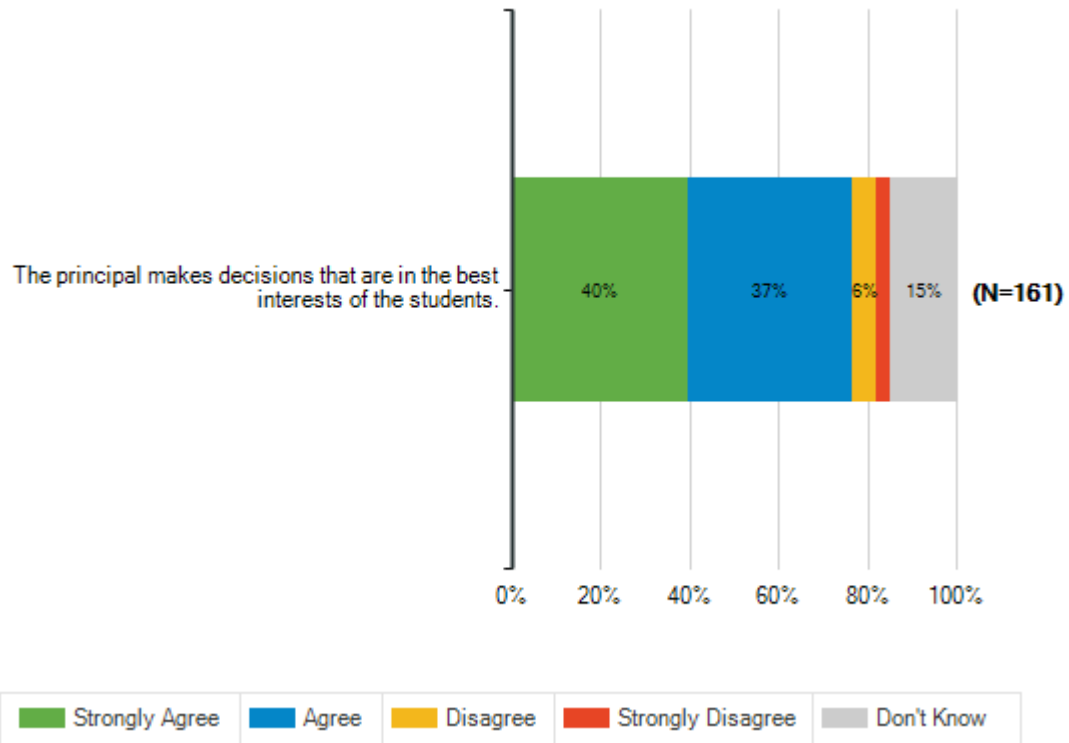


Lamar Consolidated ISD
2020-2021 Campus Climate Survey

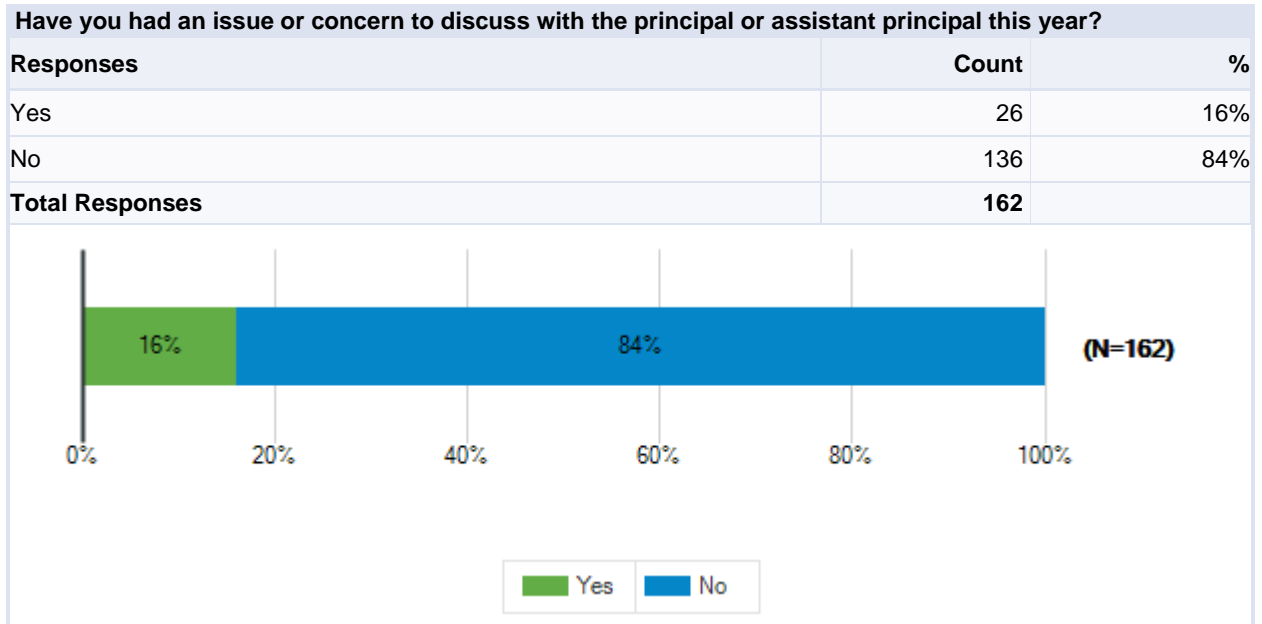
Below are statements related to the principal and assistant principals. As you respond, please think about your experiences this school year.

How strongly do you agree or disagree with each of the following statements?

	Strongly Agree	Agree	Disagree	Strongly Disagree	Don't Know	Total Responses
The principal makes (a) decisions that are in the best interests of the students.	64 40%	59 37%	9 6%	5 3%	24 15%	161



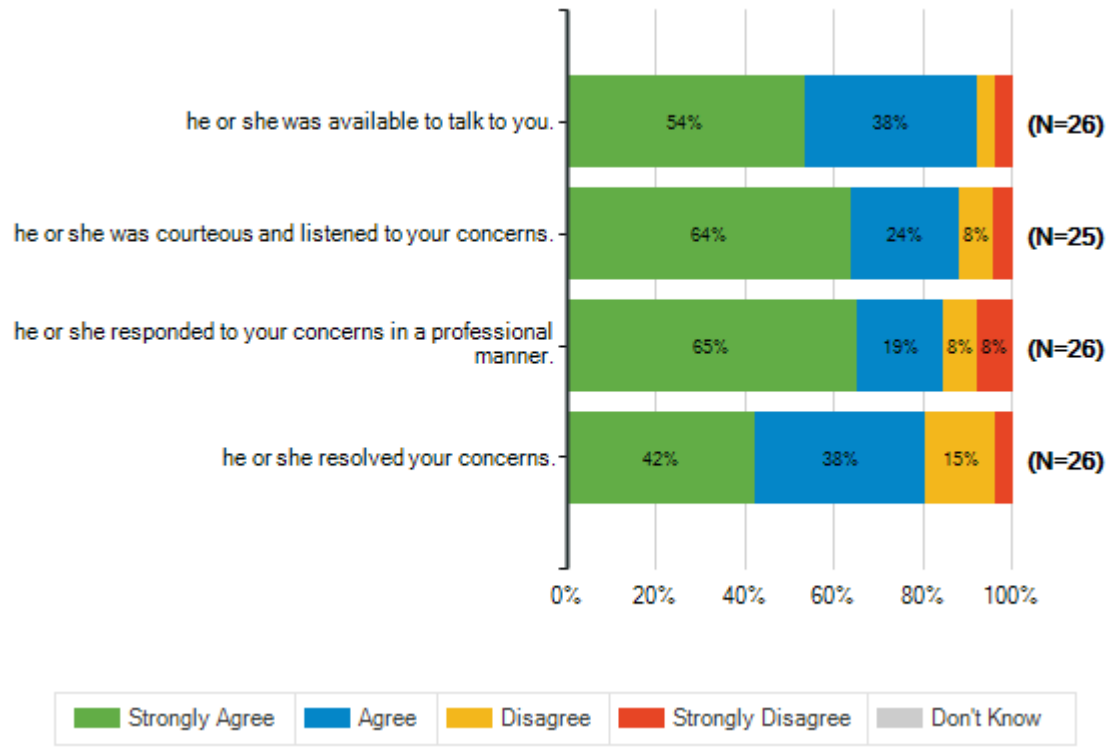
Lamar Consolidated ISD
2020-2021 Campus Climate Survey



Lamar Consolidated ISD
2020-2021 Campus Climate Survey

When you have had an issue or concern to discuss with a school administrator . . .

		Strongly Agree	Agree	Disagree	Strongly Disagree	Don't Know	Total Responses
(a)	he or she was available to talk to you.	14 54%	10 38%	1 4%	1 4%	0 0%	26
(b)	he or she was courteous and listened to your concerns.	16 64%	6 24%	2 8%	1 4%	0 0%	25
(c)	he or she responded to your concerns in a professional manner.	17 65%	5 19%	2 8%	2 8%	0 0%	26
(d)	he or she resolved your concerns.	11 42%	10 38%	4 15%	1 4%	0 0%	26



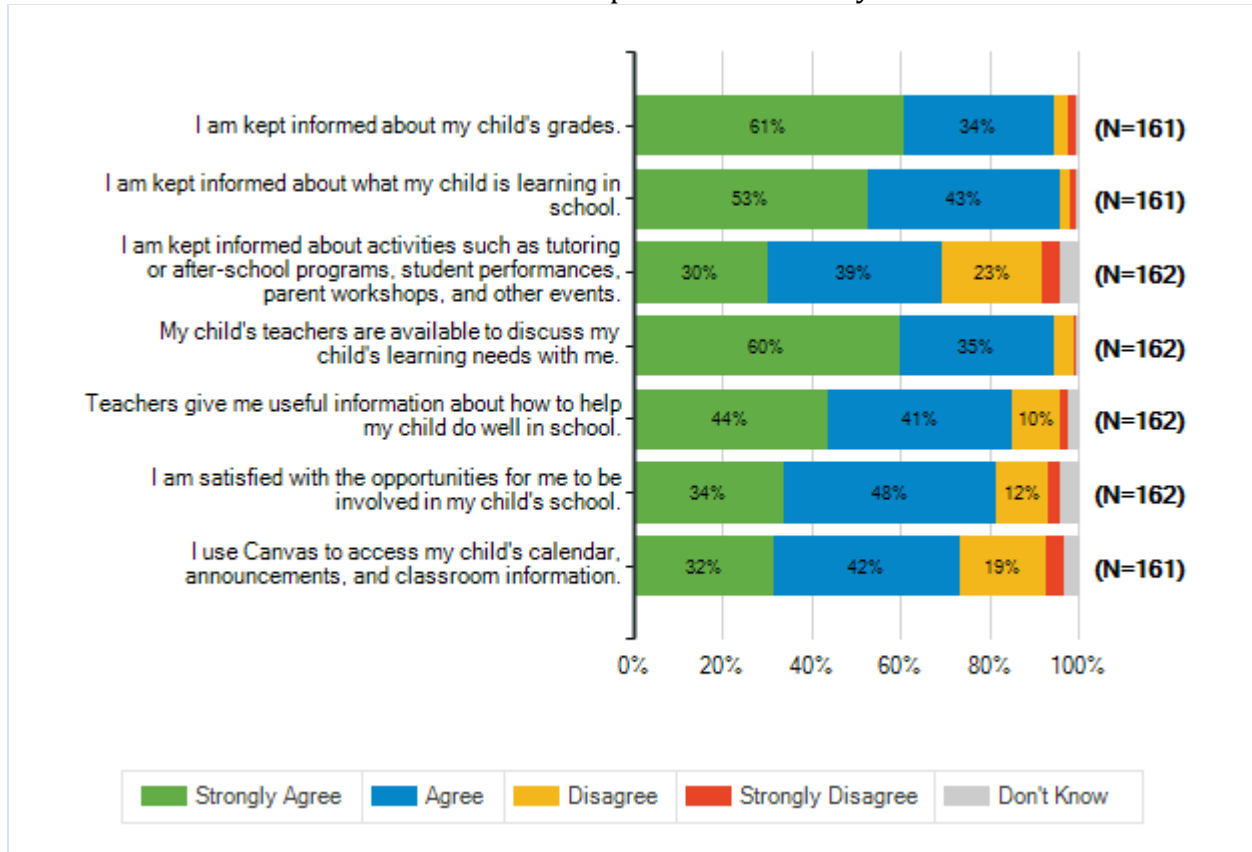
Lamar Consolidated ISD
2020-2021 Campus Climate Survey

Below are statements about the relationship between you and your child's school. As you respond, please think about your experiences this school year.

How strongly do you agree or disagree with each of the following statements?

		Strongly Agree	Agree	Disagree	Strongly Disagree	Don't Know	Total Responses
(a)	I am kept informed about my child's grades.	98	54	5	3	1	161
		61%	34%	3%	2%	1%	
(b)	I am kept informed about what my child is learning in school.	85	69	4	2	1	161
		53%	43%	2%	1%	1%	
(c)	I am kept informed about activities such as tutoring or after-school programs, student performances, parent workshops, and other events.	49	63	37	6	7	162
		30%	39%	23%	4%	4%	
(d)	My child's teachers are available to discuss my child's learning needs with me.	97	56	7	1	1	162
		60%	35%	4%	1%	1%	
(e)	Teachers give me useful information about how to help my child do well in school.	71	67	17	3	4	162
		44%	41%	10%	2%	2%	
(f)	I am satisfied with the opportunities for me to be involved in my child's school.	55	77	19	4	7	162
		34%	48%	12%	2%	4%	
(g)	I use Canvas to access my child's calendar, announcements, and classroom information.	51	67	31	7	5	161
		32%	42%	19%	4%	3%	

Lamar Consolidated ISD
2020-2021 Campus Climate Survey

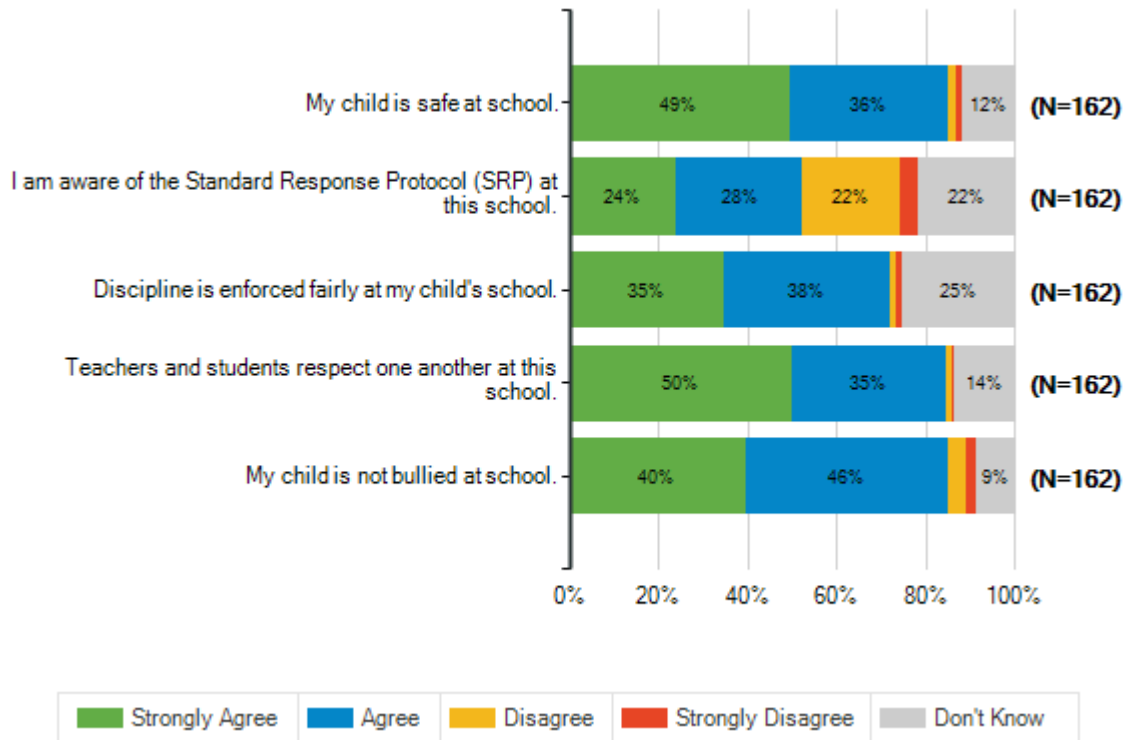


Lamar Consolidated ISD
2020-2021 Campus Climate Survey

Below are statements related to safety and behavior. As you respond, please think about your experiences this school year.

How strongly do you agree or disagree with each of the following statements?

	Strongly Agree	Agree	Disagree	Strongly Disagree	Don't Know	Total Responses
	80	58	3	2	19	
(a) My child is safe at school.	49%	36%	2%	1%	12%	162
I am aware of the Standard Response Protocol (SRP) at this school.	39	46	35	7	35	
(b) Response Protocol (SRP) at this school.	24%	28%	22%	4%	22%	162
Discipline is enforced fairly at my child's school.	56	61	2	2	41	
(c) Discipline is enforced fairly at my child's school.	35%	38%	1%	1%	25%	162
Teachers and students	81	56	2	1	22	
(d) respect one another at this school.	50%	35%	1%	1%	14%	162
My child is not bullied at school.	64	74	6	4	14	
(e) My child is not bullied at school.	40%	46%	4%	2%	9%	162

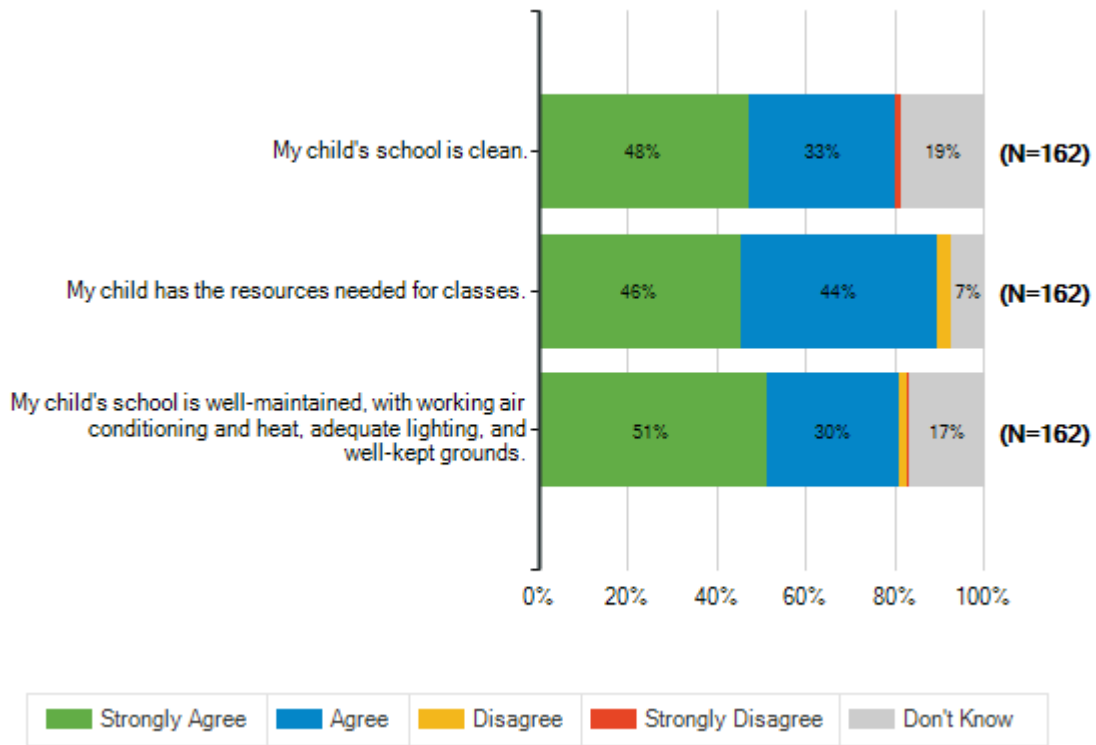


Lamar Consolidated ISD
2020-2021 Campus Climate Survey

Below are statements related to how the school is managed. As you respond, please think about your experiences this school year.

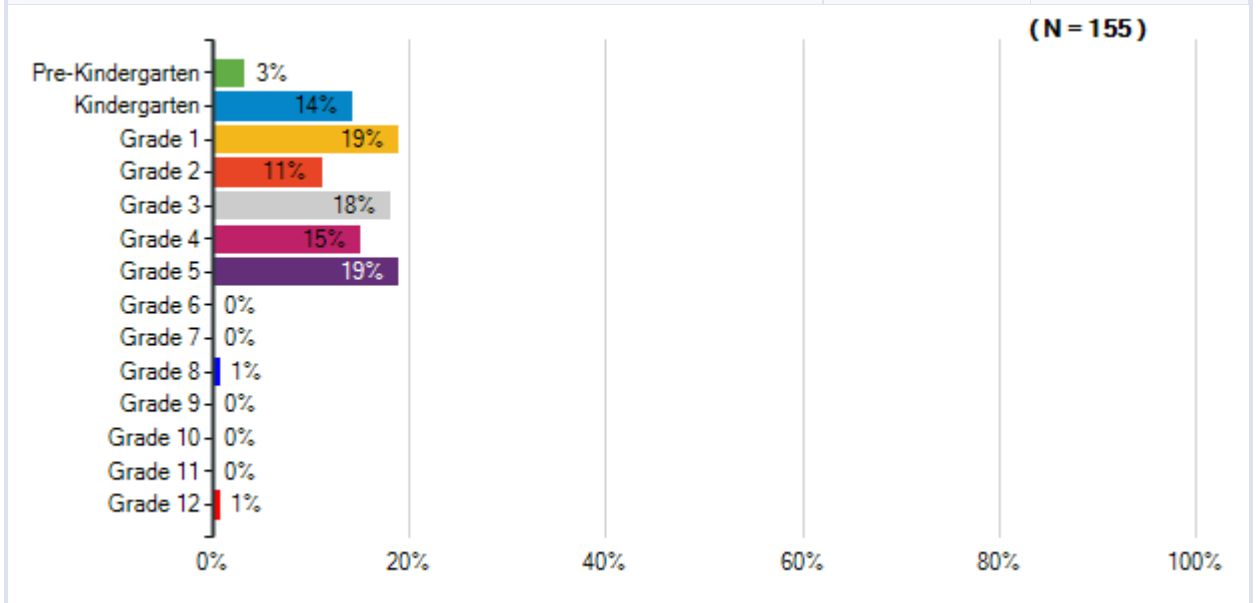
How strongly do you agree or disagree with each of the following statements?

	Strongly Agree	Agree	Disagree	Strongly Disagree	Don't Know	Total Responses
	77	53	0	2	30	
(a) My child's school is clean.	48%	33%	0%	1%	19%	162
(b) My child has the resources needed for classes.	46%	44%	3%	0%	7%	162
(c) My child's school is well-maintained, with working air conditioning and heat, adequate lighting, and well-kept grounds.	51%	30%	2%	1%	17%	162



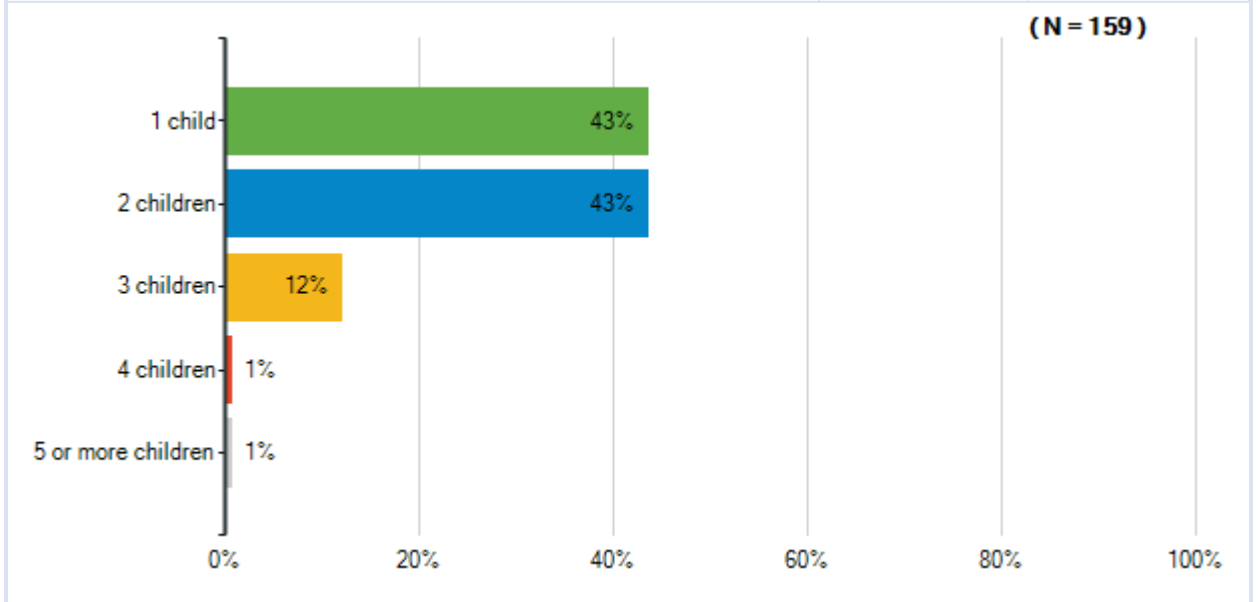
Lamar Consolidated ISD
2020-2021 Campus Climate Survey

What grade is your child enrolled in at this school?		
Responses	Count	%
Pre-Kindergarten	5	3%
Kindergarten	22	14%
Grade 1	29	19%
Grade 2	17	11%
Grade 3	28	18%
Grade 4	23	15%
Grade 5	29	19%
Grade 6	0	0%
Grade 7	0	0%
Grade 8	1	1%
Grade 9	0	0%
Grade 10	0	0%
Grade 11	0	0%
Grade 12	1	1%
Total Responses	155	



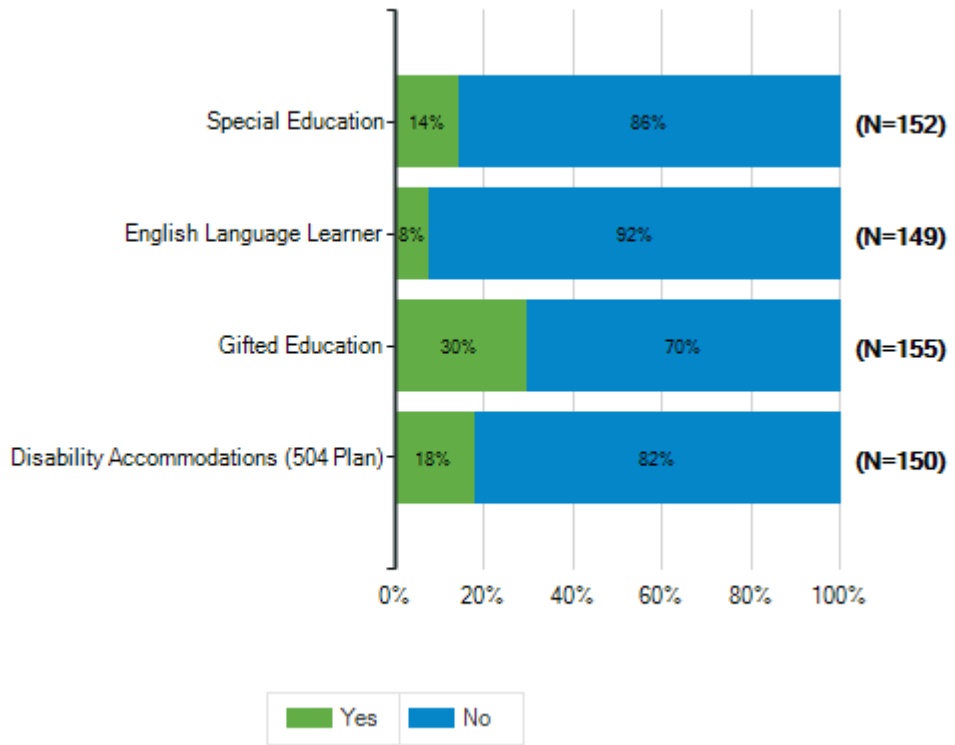
Lamar Consolidated ISD
2020-2021 Campus Climate Survey

How many of your children attend a district school?		
Responses	Count	%
1 child	69	43%
2 children	69	43%
3 children	19	12%
4 children	1	1%
5 or more children	1	1%
Total Responses	159	



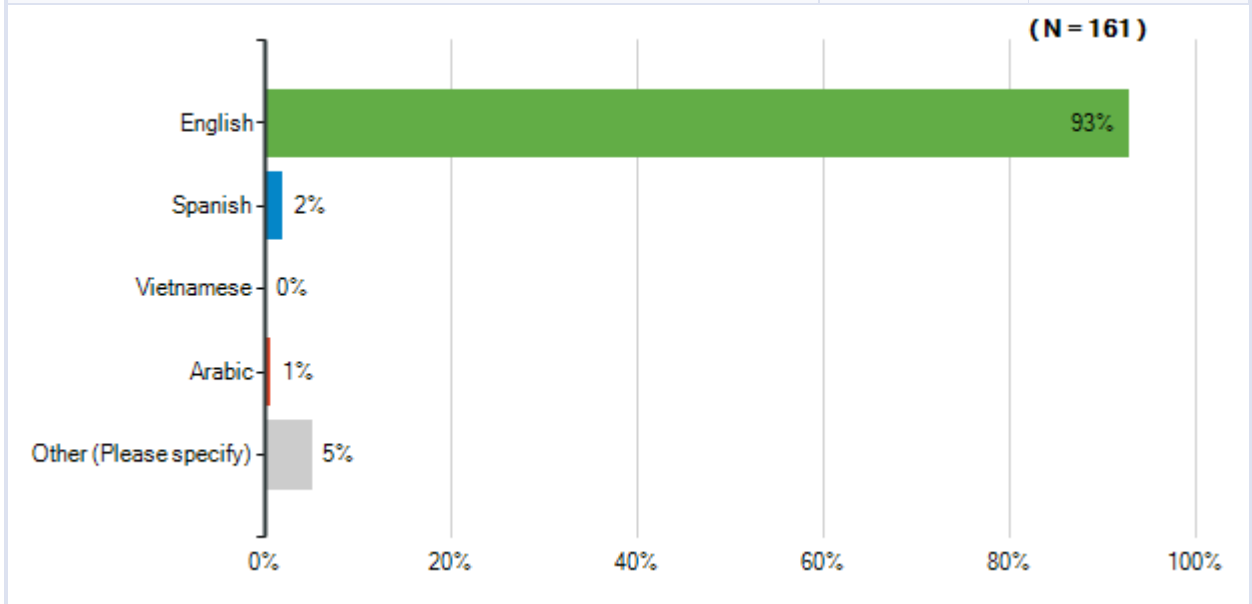
Lamar Consolidated ISD
2020-2021 Campus Climate Survey

Does your child receive any of the following services at this school?				
		Yes	No	Total Responses
(a) Special Education		22	130	152
		14%	86%	
(b) English Language Learner		12	137	149
		8%	92%	
(c) Gifted Education		46	109	155
		30%	70%	
(d) Disability Accommodations (504 Plan)		27	123	150
		18%	82%	



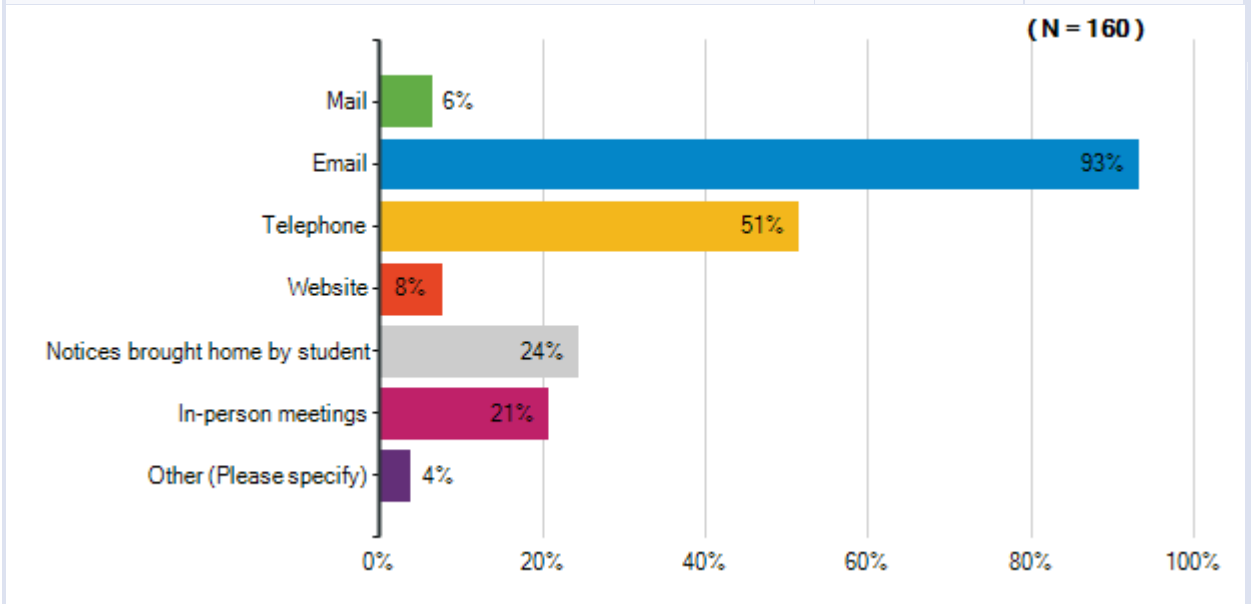
Lamar Consolidated ISD
2020-2021 Campus Climate Survey

What language do you speak most often at home?		
Responses	Count	%
English	149	93%
Spanish	3	2%
Vietnamese	0	0%
Arabic	1	1%
Other (Please specify)	8	5%
Total Responses	161	



Lamar Consolidated ISD
2020-2021 Campus Climate Survey

What are the best ways for the school to communicate with you about your child's education?		
Responses	Count	%
Mail	10	6%
Email	149	93%
Telephone	82	51%
Website	12	8%
Notices brought home by student	39	24%
In-person meetings	33	21%
Other (Please specify)	6	4%
Total Unique Responses	160	
Total Responses	331	



Note: Multiple answers per participant possible. Percentages added may exceed 100 since a participant may select more than one answer for this question.

Lamar Consolidated ISD
2020-2021 Campus Climate Survey

How did you learn about this survey?		
Responses	Count	%
Email	154	96%
District All-Call system (Skylert)	1	1%
District website	0	0%
Facebook	3	2%
Twitter	0	0%
Notice brought home by student	0	0%
From another parent	0	0%
From a District employee	1	1%
Local news media (TV, radio, newspaper, website)	0	0%
Other (Please specify)	1	1%
Total Responses	160	

