

# Campus Climate Survey

2020-2021 Survey Results - Parents

## Foster High School

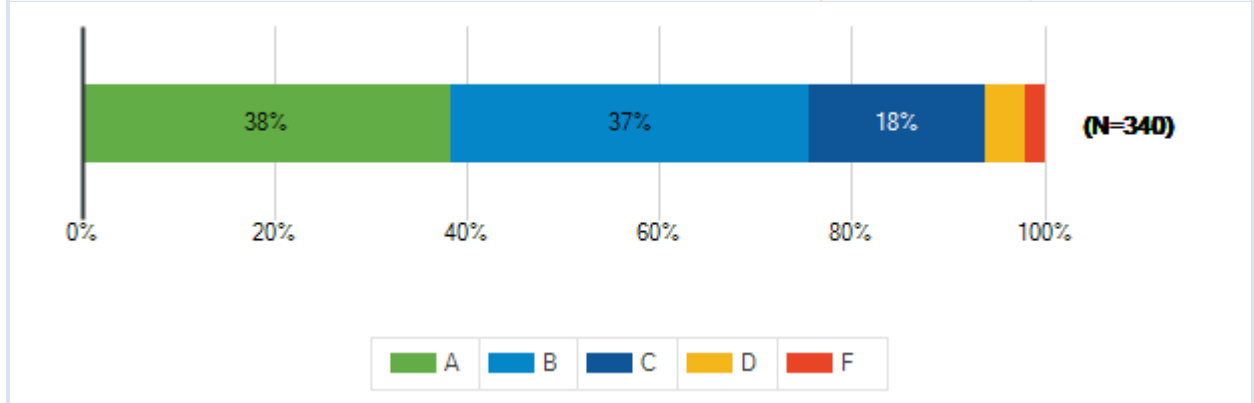
Lamar Consolidated ISD  
November 30 - December 20, 2020



Lamar Consolidated ISD  
2020-2021 Campus Climate Survey

Students receive grades of A, B, C, D or F to report the quality of their work. What grade would you give the overall quality of your child's school? On this scale, A represents outstanding, C is average and F is failing.

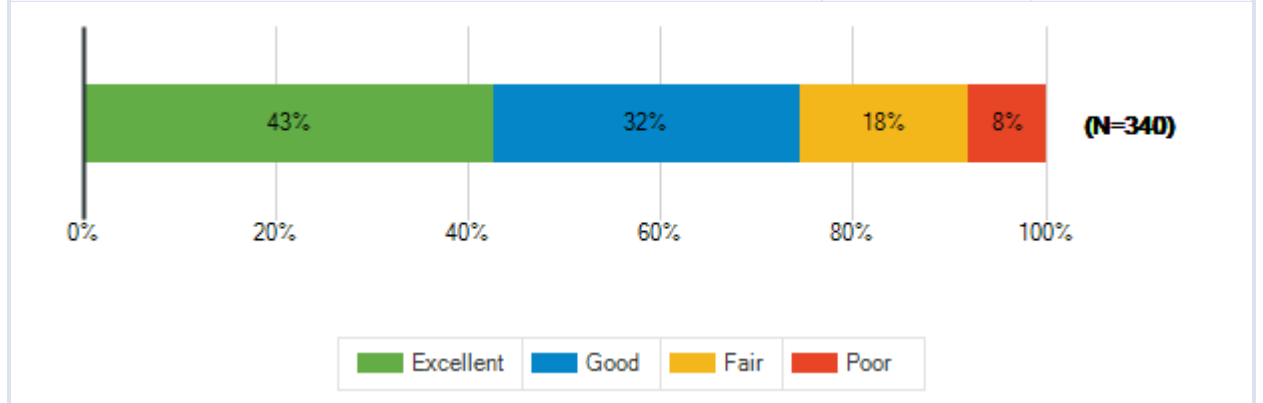
Responses	Count	%
A	130	38%
B	127	37%
C	62	18%
D	14	4%
F	7	2%
<b>Total Responses</b>	<b>340</b>	



Lamar Consolidated ISD  
2020-2021 Campus Climate Survey

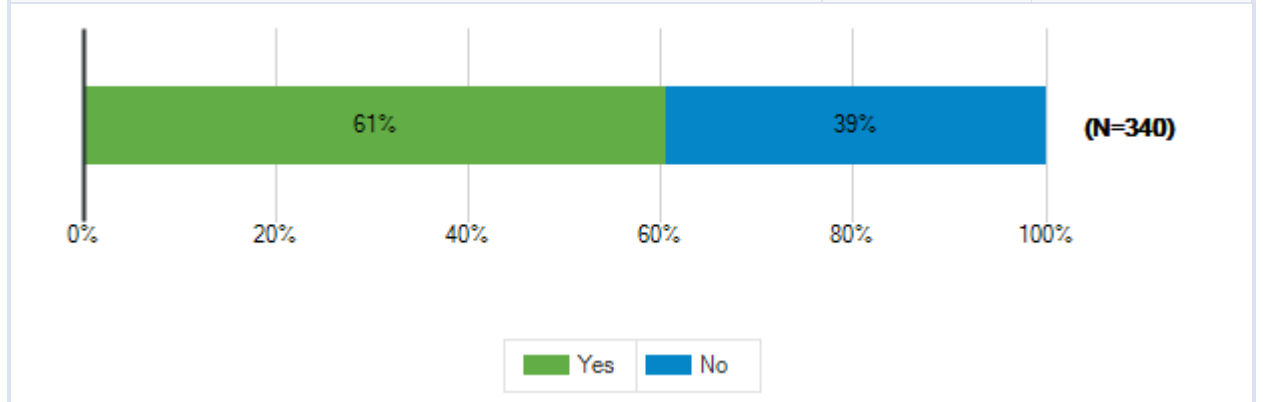
Overall, how would you rate how Lamar CISD handled the COVID-19 pandemic for the 2020-2021 school year?

Responses	Count	%
Excellent	145	43%
Good	108	32%
Fair	60	18%
Poor	27	8%
<b>Total Responses</b>	<b>340</b>	



Has your child participated in virtual learning during the 2020-2021 school year?

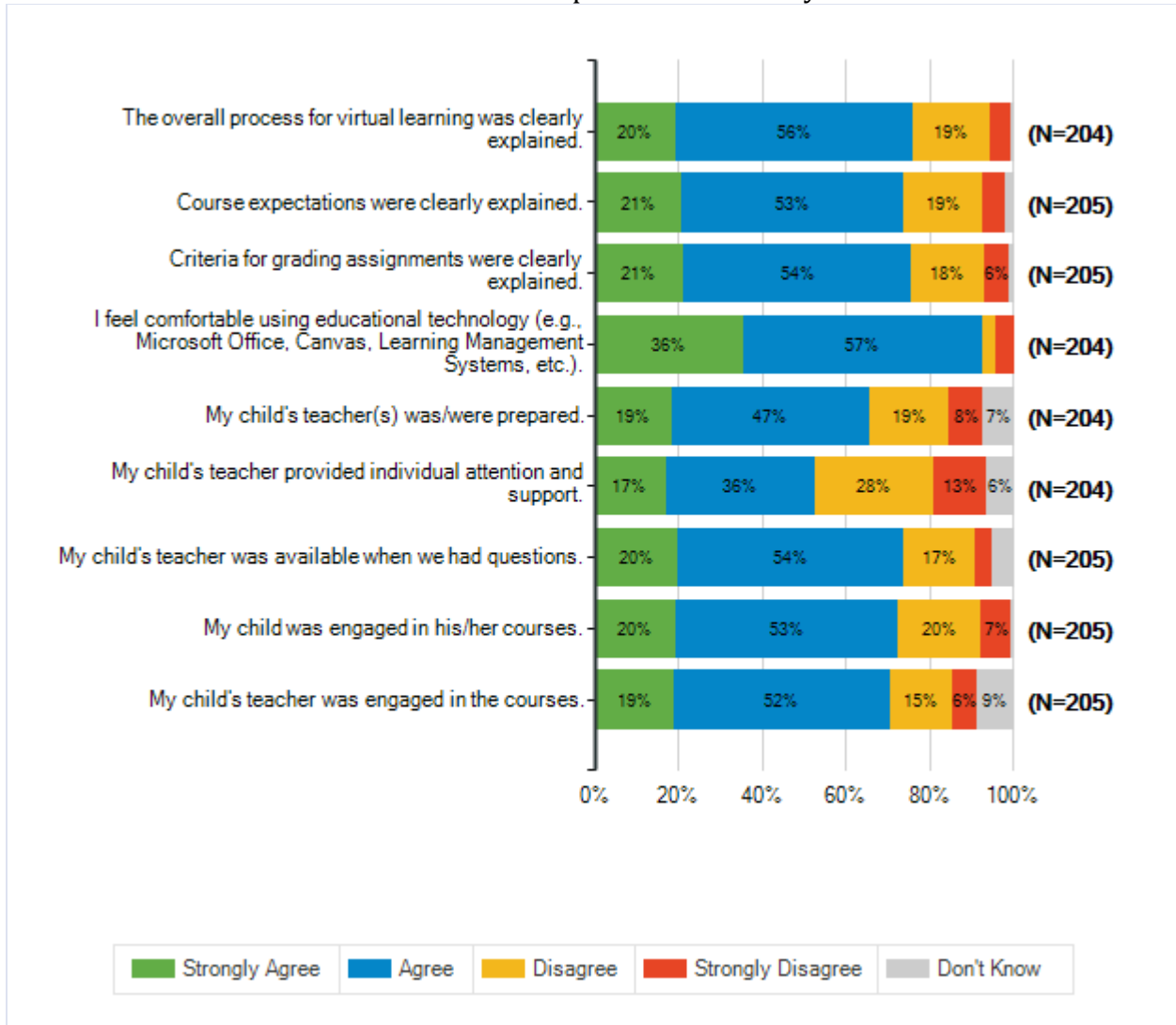
Responses	Count	%
Yes	206	61%
No	134	39%
<b>Total Responses</b>	<b>340</b>	



Lamar Consolidated ISD  
2020-2021 Campus Climate Survey

<b>Overall Preparation for Virtual Learning</b>							
<b>How strongly do you agree or disagree with the following statements?</b>							
		<b>Strongly Agree</b>	<b>Agree</b>	<b>Disagree</b>	<b>Strongly Disagree</b>	<b>Don't Know</b>	<b>Total Responses</b>
	The overall process for virtual learning was clearly explained.	40	115	38	10	1	204
(a)		20%	56%	19%	5%	0%	204
	Course expectations were clearly explained.	43	108	39	11	4	205
(b)		21%	53%	19%	5%	2%	205
	Criteria for grading assignments were clearly explained.	44	111	36	12	2	205
(c)		21%	54%	18%	6%	1%	205
	I feel comfortable using educational technology (e.g., Microsoft Office, Canvas, Learning Management Systems, etc.).	73	116	6	9	0	204
(d)		36%	57%	3%	4%	0%	204
	My child's teacher(s) was/were prepared.	38	96	39	16	15	204
(e)		19%	47%	19%	8%	7%	204
	My child's teacher provided individual attention and support.	35	73	57	26	13	204
(f)		17%	36%	28%	13%	6%	204
	My child's teacher was available when we had questions.	41	110	35	9	10	205
(g)		20%	54%	17%	4%	5%	205
	My child was engaged in his/her courses.	40	109	40	15	1	205
(h)		20%	53%	20%	7%	0%	205
	My child's teacher was engaged in the courses.	39	106	30	12	18	205
(i)		19%	52%	15%	6%	9%	205

Lamar Consolidated ISD  
2020-2021 Campus Climate Survey

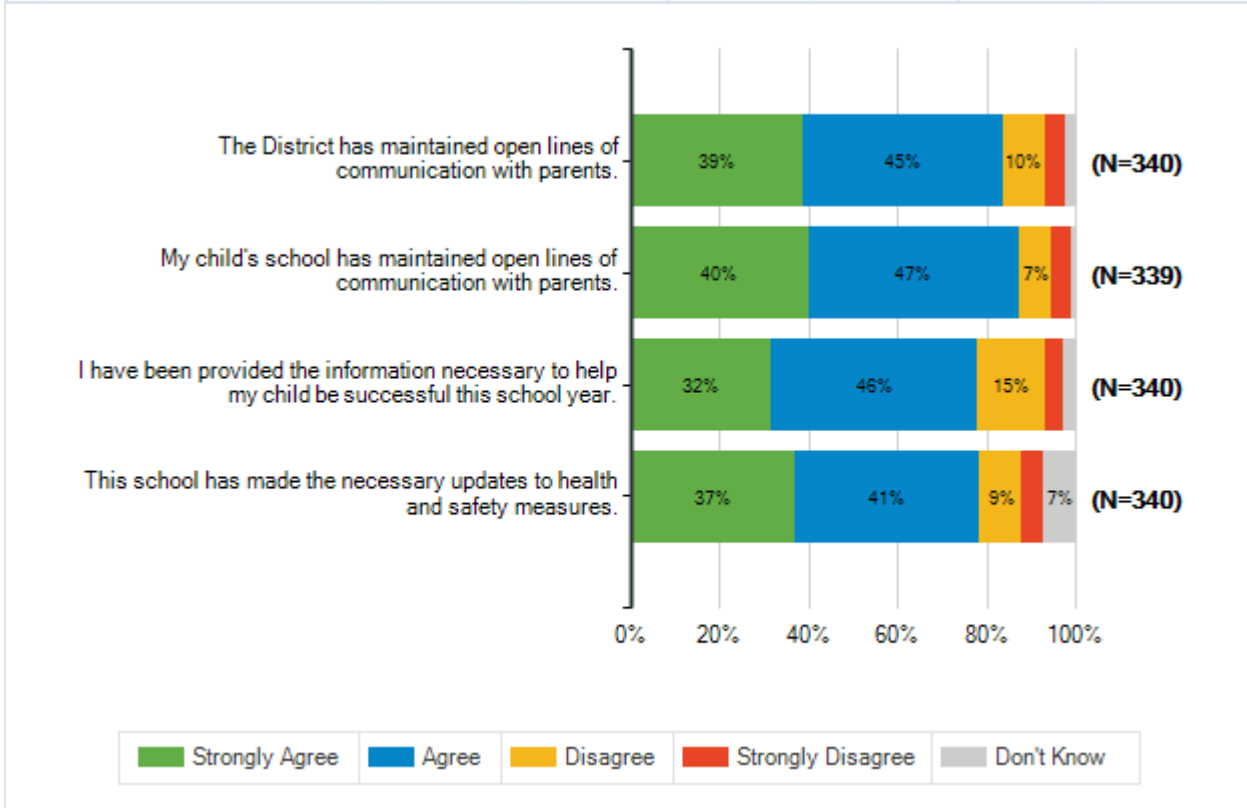


Lamar Consolidated ISD  
2020-2021 Campus Climate Survey

Below are statements about the management of the COVID-19 pandemic. As you respond, please think about your experiences this school year.

How strongly do you agree or disagree with the following statements?

		Strongly Agree	Agree	Disagree	Strongly Disagree	Don't Know	Total Responses
	The District has maintained	132	152	33	15	8	
(a)	open lines of communication with parents.	39%	45%	10%	4%	2%	340
	My child's school has	136	160	24	15	4	
(b)	maintained open lines of communication with parents.	40%	47%	7%	4%	1%	339
	I have been provided the information necessary to help	108	157	51	15	9	
(c)	my child be successful this school year.	32%	46%	15%	4%	3%	340
	This school has made the	126	141	32	16	25	
(d)	necessary updates to health and safety measures.	37%	41%	9%	5%	7%	340



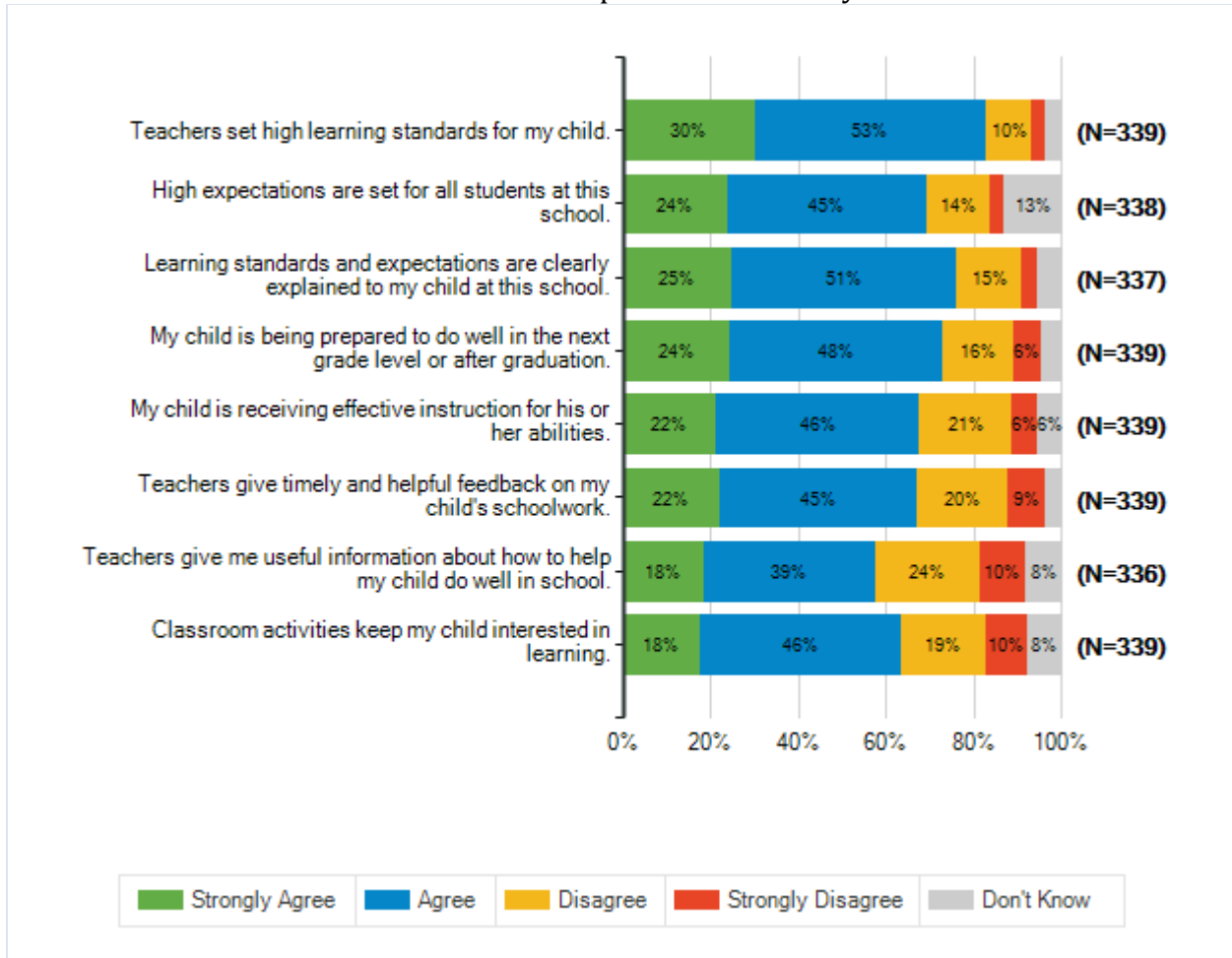
Lamar Consolidated ISD  
2020-2021 Campus Climate Survey

Below are statements about the quality of education your child receives at this school. As you respond, please think about your experiences this school year.

How strongly do you agree or disagree with each of the following statements?

		Strongly Agree	Agree	Disagree	Strongly Disagree	Don't Know	Total Responses
(a)	Teachers set high learning standards for my child.	102 30%	179 53%	35 10%	10 3%	13 4%	339
(b)	High expectations are set for all students at this school.	81 24%	153 45%	49 14%	11 3%	44 13%	338
(c)	Learning standards and expectations are clearly explained to my child at this school.	84 25%	173 51%	49 15%	13 4%	18 5%	337
(d)	My child is being prepared to do well in the next grade level or after graduation.	83 24%	164 48%	55 16%	21 6%	16 5%	339
(e)	My child is receiving effective instruction for his or her abilities.	73 22%	156 46%	72 21%	19 6%	19 6%	339
(f)	Teachers give timely and helpful feedback on my child's schoolwork.	76 22%	152 45%	69 20%	29 9%	13 4%	339
(g)	Teachers give me useful information about how to help my child do well in school.	62 18%	131 39%	80 24%	35 10%	28 8%	336
(h)	Classroom activities keep my child interested in learning.	60 18%	156 46%	64 19%	33 10%	26 8%	339

Lamar Consolidated ISD  
2020-2021 Campus Climate Survey



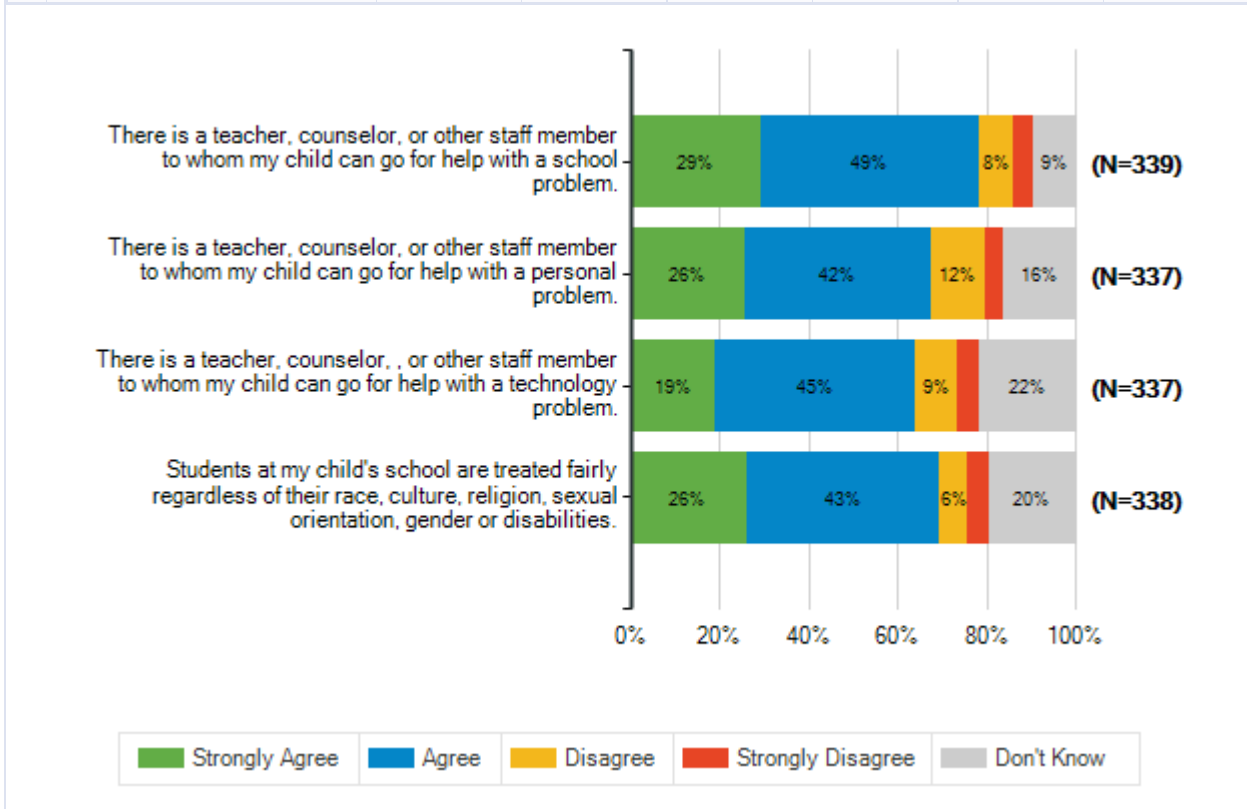


Lamar Consolidated ISD  
2020-2021 Campus Climate Survey

Below are statements about the support students receive at school. As you respond, please think about your experiences this school year.

How strongly do you agree or disagree with each of the following statements?

		Strongly Agree	Agree	Disagree	Strongly Disagree	Don't Know	Total Responses
(a)	There is a teacher, counselor, or other staff member to whom my child can go for help with a school problem.	100	165	27	15	32	339
(b)	There is a teacher, counselor, or other staff member to whom my child can go for help with a personal problem.	87	140	41	14	55	337
(c)	There is a teacher, counselor, , or other staff member to whom my child can go for help with a technology problem.	65	151	32	16	73	337
(d)	Students at my child's school are treated fairly regardless of their race, culture, religion, sexual orientation, gender or disabilities.	88	147	21	16	66	338

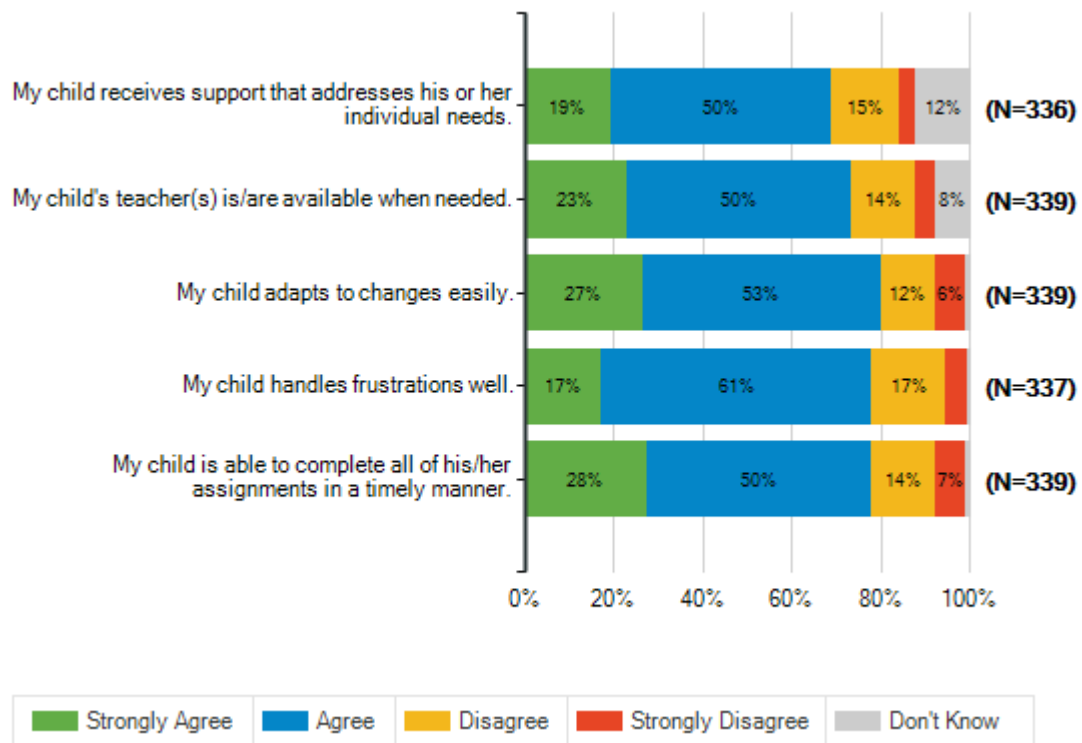


Lamar Consolidated ISD  
2020-2021 Campus Climate Survey

Below are statements about the support students receive at school. As you respond, please think about your experiences this school year.

How strongly do you agree or disagree with each of the following statements?

		Strongly Agree	Agree	Disagree	Strongly Disagree	Don't Know	Total Responses
(a)	My child receives support that addresses his or her individual needs.	65 19%	167 50%	50 15%	13 4%	41 12%	336
(b)	My child's teacher(s) is/are available when needed.	78 23%	171 50%	49 14%	14 4%	27 8%	339
(c)	My child adapts to changes easily.	91 27%	180 53%	42 12%	22 6%	4 1%	339
(d)	My child handles frustrations well.	58 17%	205 61%	56 17%	16 5%	2 1%	337
(e)	My child is able to complete all of his/her assignments in a timely manner.	94 28%	170 50%	48 14%	23 7%	4 1%	339

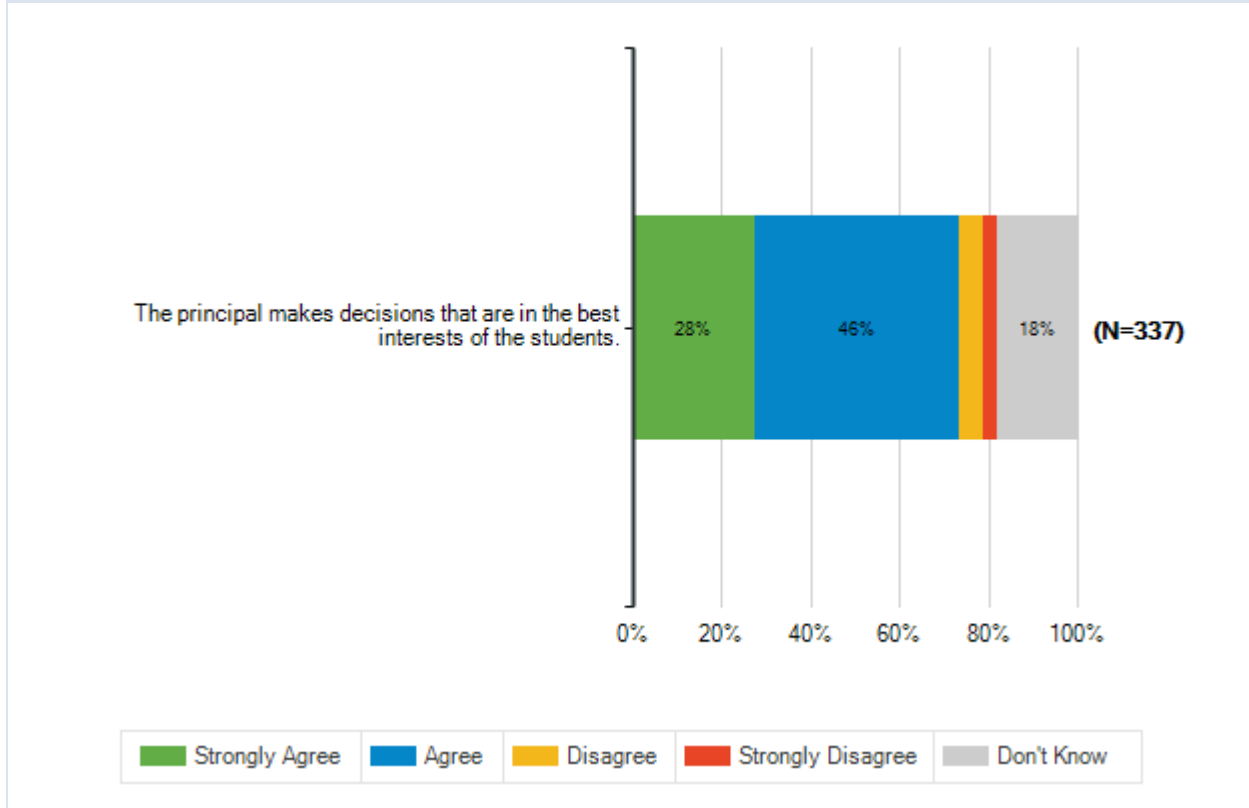


Lamar Consolidated ISD  
2020-2021 Campus Climate Survey

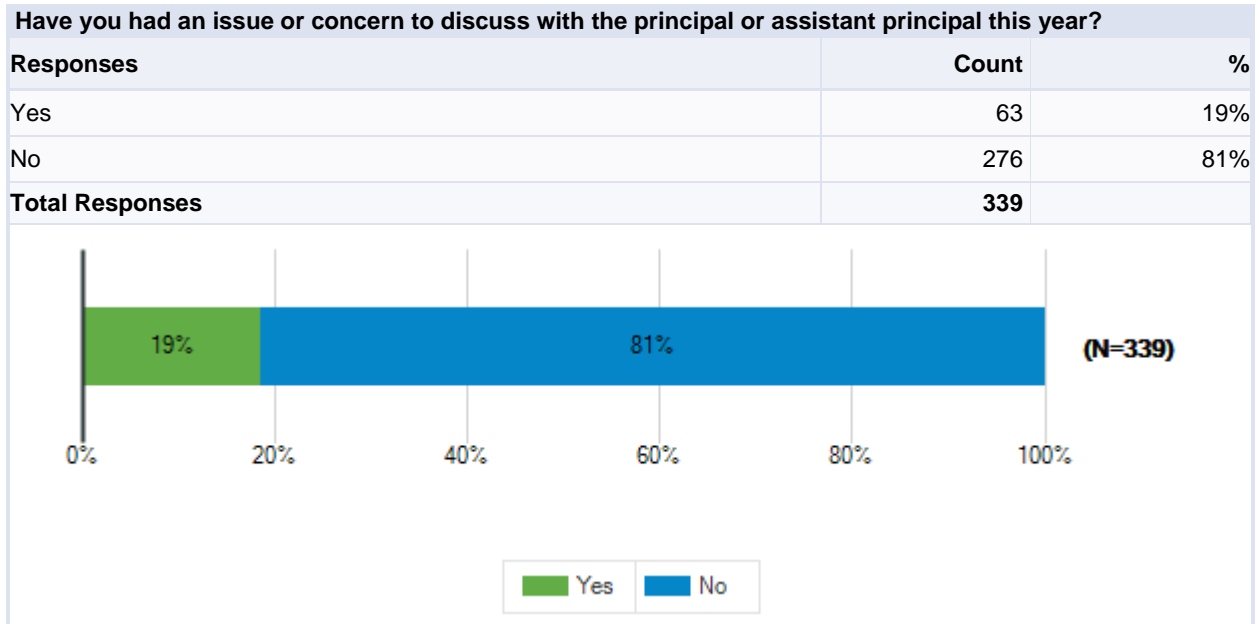
Below are statements related to the principal and assistant principals. As you respond, please think about your experiences this school year.

How strongly do you agree or disagree with each of the following statements?

	Strongly Agree	Agree	Disagree	Strongly Disagree	Don't Know	Total Responses
The principal makes	93	155	17	11	61	
(a) decisions that are in the best interests of the students.	28%	46%	5%	3%	18%	337



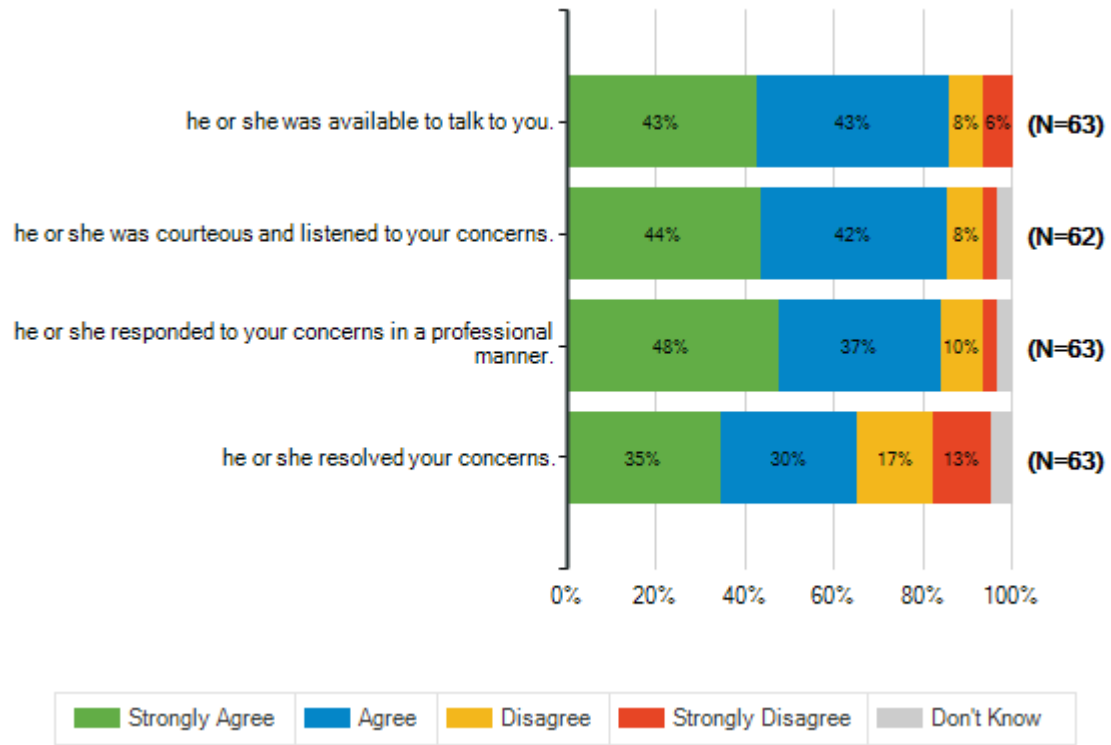
Lamar Consolidated ISD  
2020-2021 Campus Climate Survey



Lamar Consolidated ISD  
2020-2021 Campus Climate Survey

When you have had an issue or concern to discuss with a school administrator . . .

		Strongly Agree	Agree	Disagree	Strongly Disagree	Don't Know	Total Responses
(a)	he or she was available to talk to you.	27	27	5	4	0	63
(b)	he or she was courteous and listened to your concerns.	27	26	5	2	2	62
(c)	he or she responded to your concerns in a professional manner.	30	23	6	2	2	63
(d)	he or she resolved your concerns.	22	19	11	8	3	63



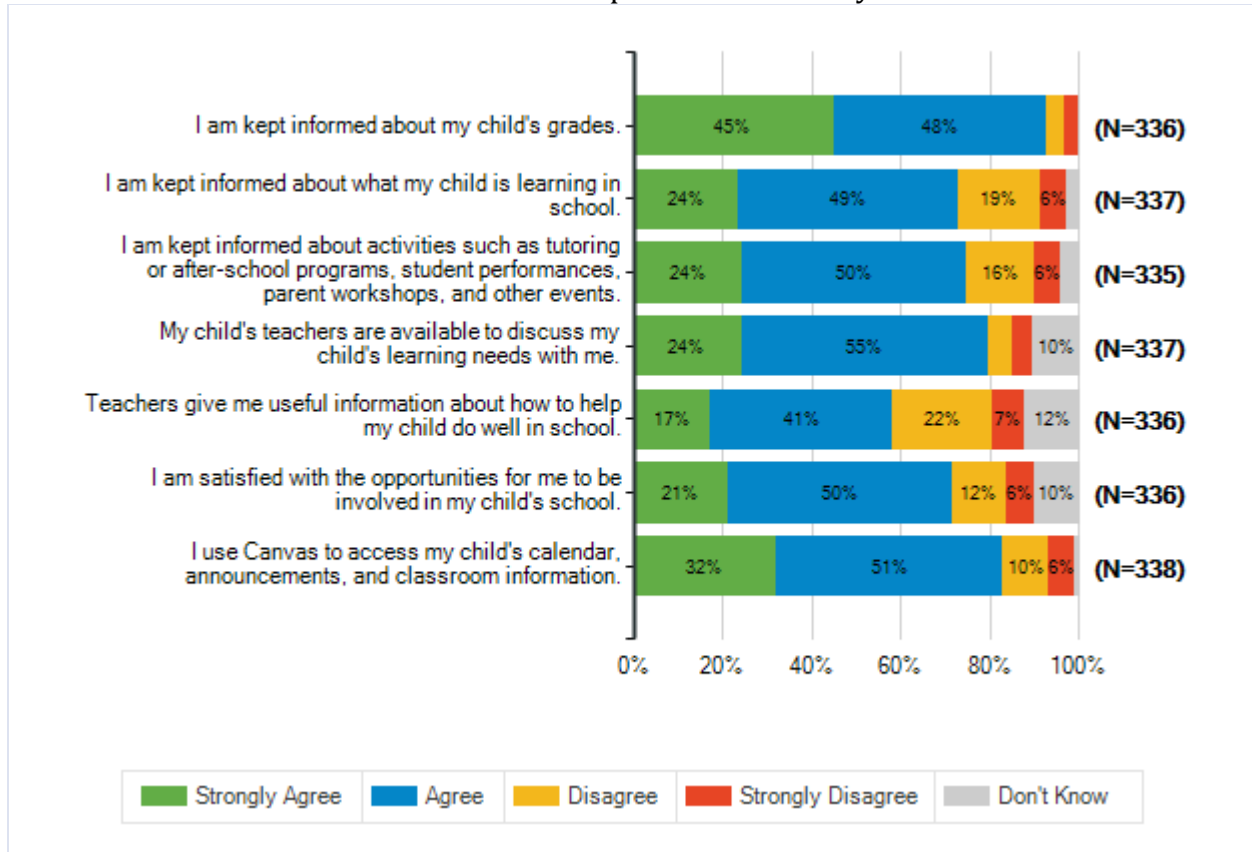
Lamar Consolidated ISD  
2020-2021 Campus Climate Survey

**Below are statements about the relationship between you and your child's school. As you respond, please think about your experiences this school year.**

**How strongly do you agree or disagree with each of the following statements?**

		<b>Strongly Agree</b>	<b>Agree</b>	<b>Disagree</b>	<b>Strongly Disagree</b>	<b>Don't Know</b>	<b>Total Responses</b>
(a)	I am kept informed about my child's grades.	151	160	14	10	1	336
		45%	48%	4%	3%	0%	
(b)	I am kept informed about what my child is learning in school.	80	165	63	20	9	337
		24%	49%	19%	6%	3%	
(c)	I am kept informed about activities such as tutoring or after-school programs, student performances, parent workshops, and other events.	82	168	52	19	14	335
		24%	50%	16%	6%	4%	
(d)	My child's teachers are available to discuss my child's learning needs with me.	82	187	18	15	35	337
		24%	55%	5%	4%	10%	
(e)	Teachers give me useful information about how to help my child do well in school.	58	138	74	25	41	336
		17%	41%	22%	7%	12%	
(f)	I am satisfied with the opportunities for me to be involved in my child's school.	72	168	41	21	34	336
		21%	50%	12%	6%	10%	
(g)	I use Canvas to access my child's calendar, announcements, and classroom information.	109	171	35	19	4	338
		32%	51%	10%	6%	1%	

Lamar Consolidated ISD  
2020-2021 Campus Climate Survey

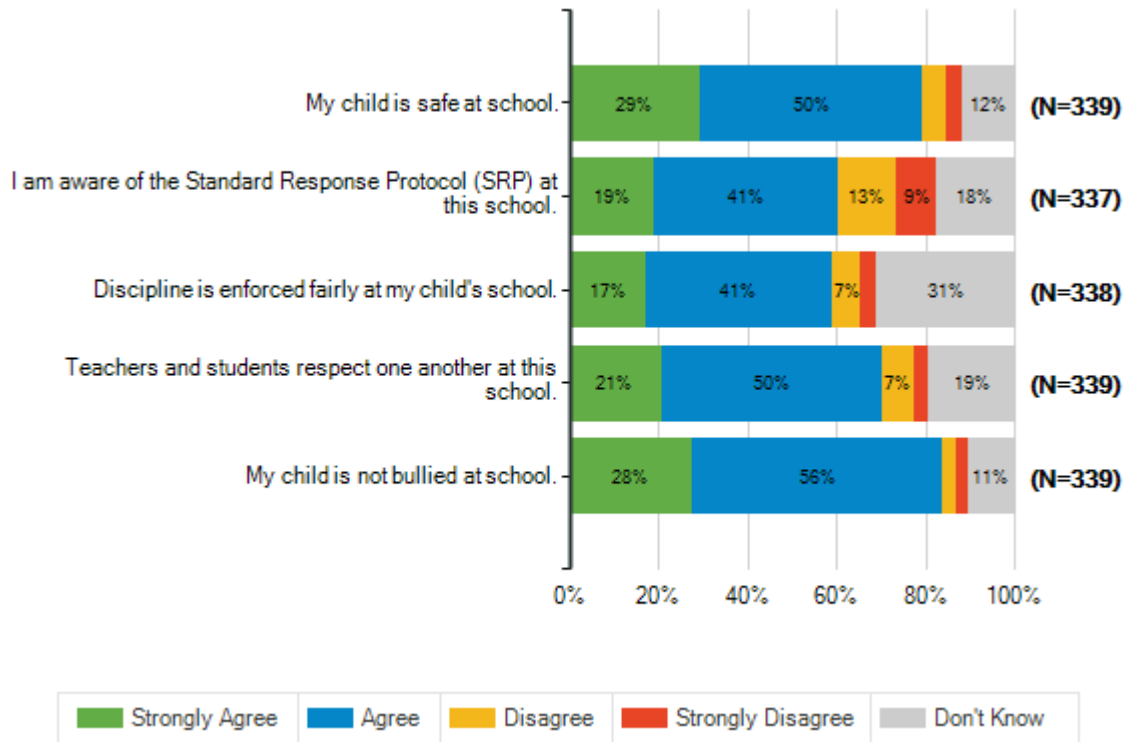


Lamar Consolidated ISD  
2020-2021 Campus Climate Survey

Below are statements related to safety and behavior. As you respond, please think about your experiences this school year.

How strongly do you agree or disagree with each of the following statements?

	Strongly Agree	Agree	Disagree	Strongly Disagree	Don't Know	Total Responses
	100	169	17	13	40	
(a) My child is safe at school.	29%	50%	5%	4%	12%	339
I am aware of the Standard Response Protocol (SRP) at this school.	64	139	45	29	60	
(b) Response Protocol (SRP) at this school.	19%	41%	13%	9%	18%	337
Discipline is enforced fairly at my child's school.	59	140	22	12	105	
(c) Discipline is enforced fairly at my child's school.	17%	41%	7%	4%	31%	338
Teachers and students	70	168	24	11	66	
(d) respect one another at this school.	21%	50%	7%	3%	19%	339
My child is not bullied at school.	94	190	11	8	36	
(e) My child is not bullied at school.	28%	56%	3%	2%	11%	339



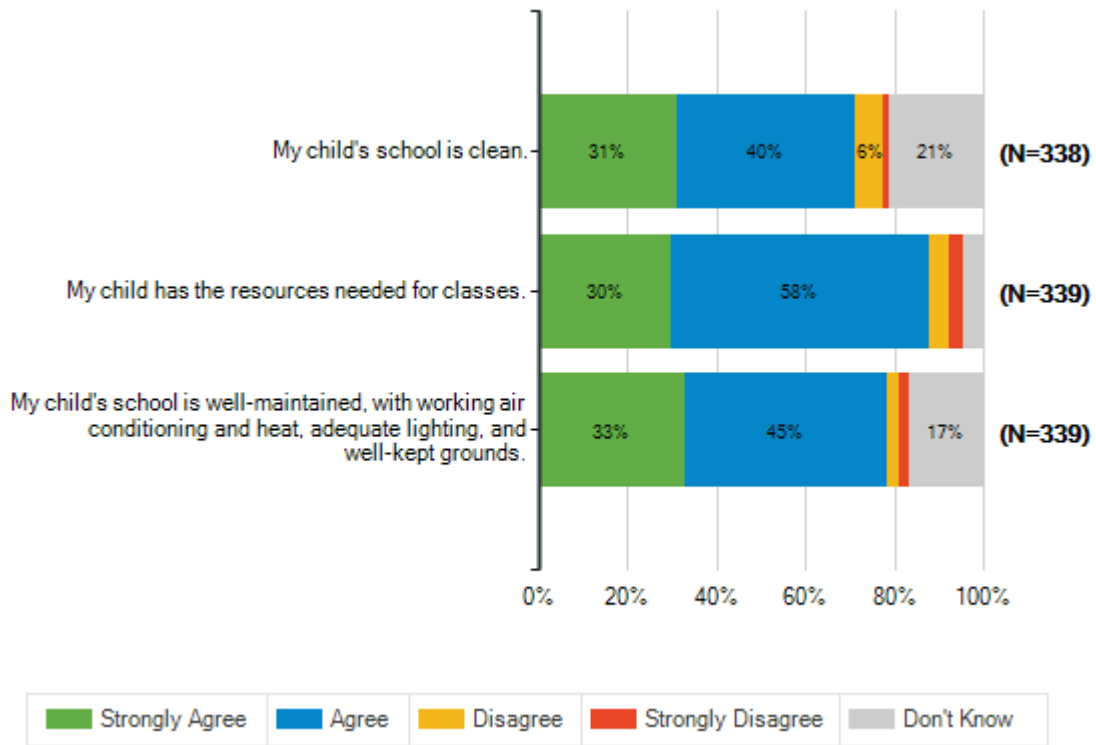


Lamar Consolidated ISD  
2020-2021 Campus Climate Survey

Below are statements related to how the school is managed. As you respond, please think about your experiences this school year.

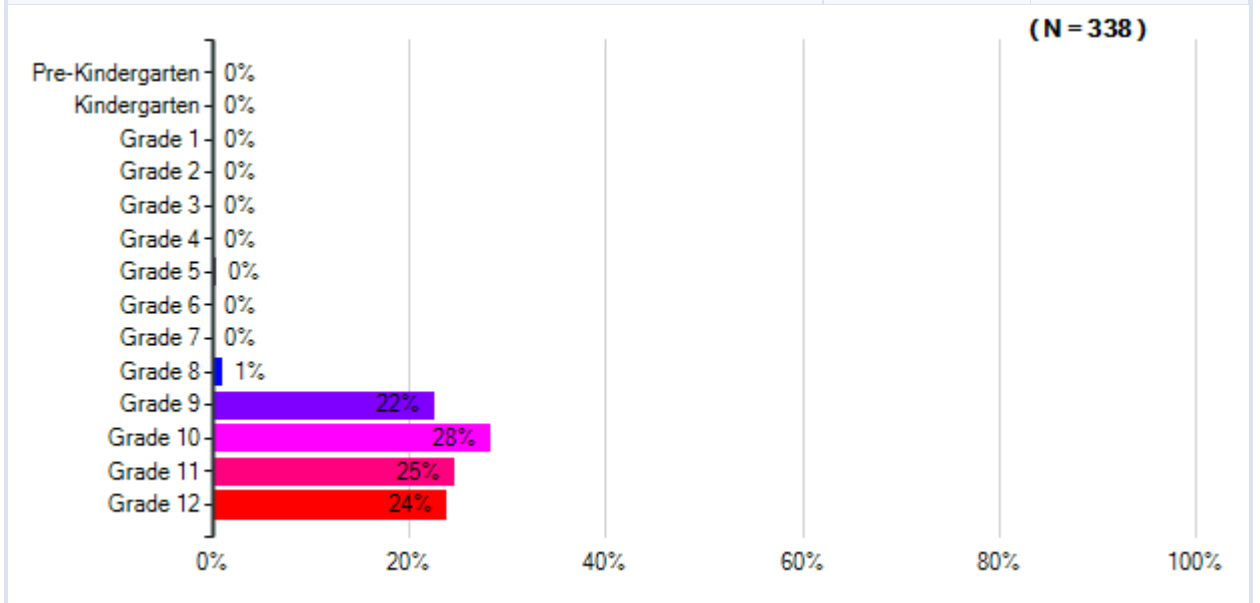
How strongly do you agree or disagree with each of the following statements?

	Strongly Agree	Agree	Disagree	Strongly Disagree	Don't Know	Total Responses
(a) My child's school is clean.	105	136	20	5	72	338
(b) My child has the resources needed for classes.	101	196	15	11	16	339
(c) My child's school is well-maintained, with working air conditioning and heat, adequate lighting, and well-kept grounds.	112	153	10	7	57	339



Lamar Consolidated ISD  
2020-2021 Campus Climate Survey

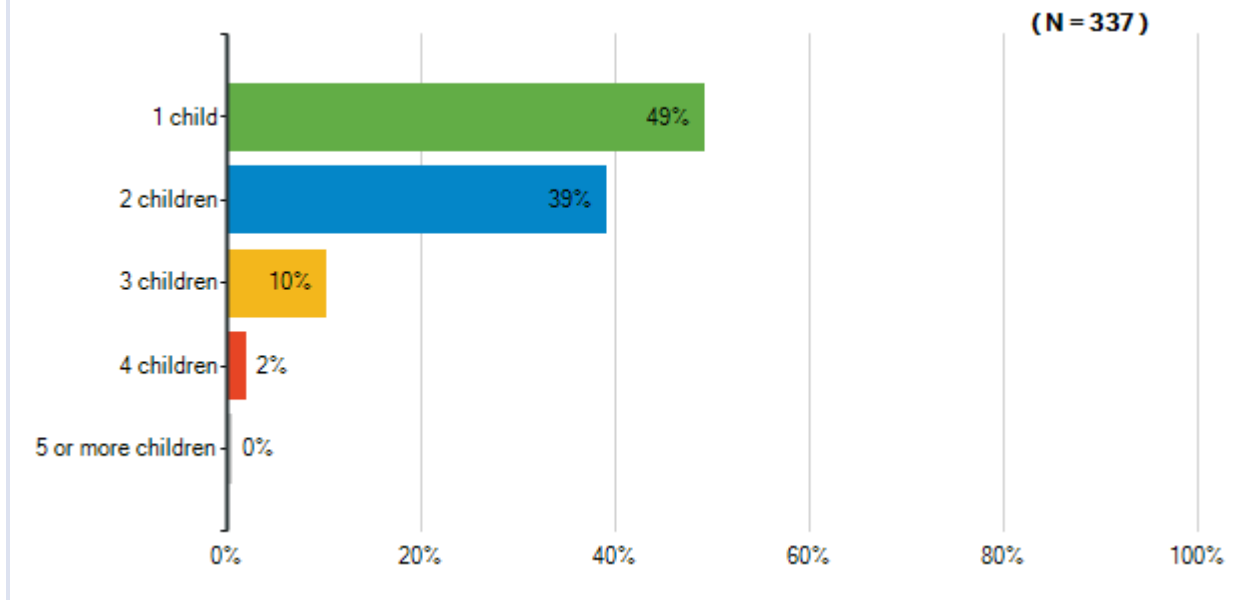
What grade is your child enrolled in at this school?		
Responses	Count	%
Pre-Kindergarten	0	0%
Kindergarten	0	0%
Grade 1	0	0%
Grade 2	0	0%
Grade 3	0	0%
Grade 4	0	0%
Grade 5	1	0%
Grade 6	0	0%
Grade 7	0	0%
Grade 8	3	1%
Grade 9	76	22%
Grade 10	95	28%
Grade 11	83	25%
Grade 12	80	24%
<b>Total Responses</b>	<b>338</b>	



Lamar Consolidated ISD  
2020-2021 Campus Climate Survey

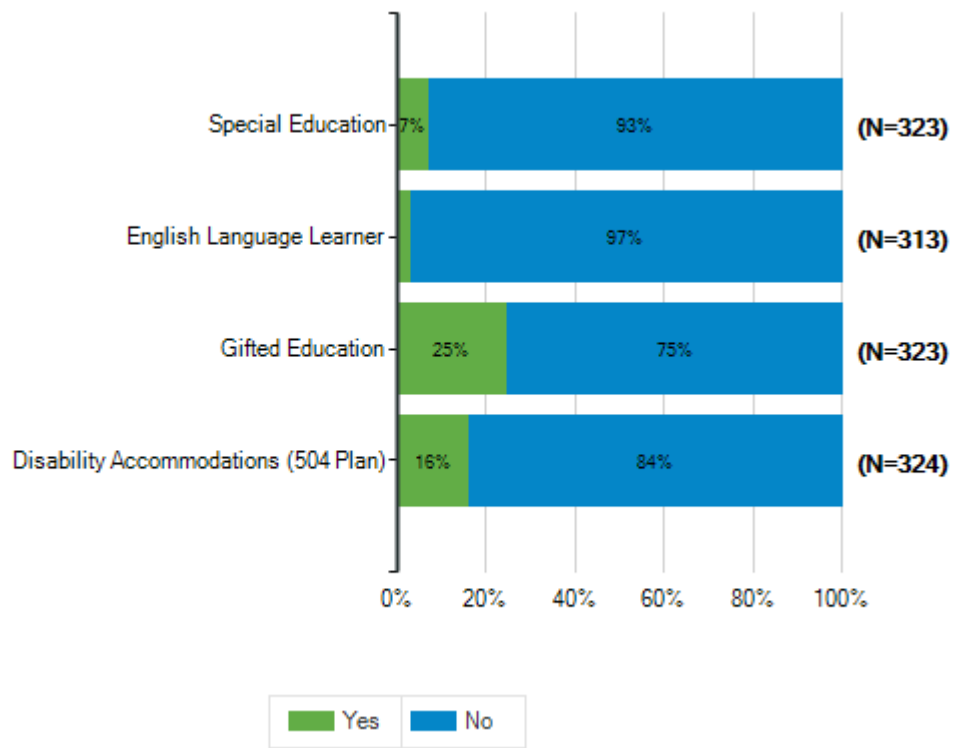
**How many of your children attend a district school?**

Responses	Count	%
1 child	165	49%
2 children	131	39%
3 children	34	10%
4 children	6	2%
5 or more children	1	0%
<b>Total Responses</b>	<b>337</b>	



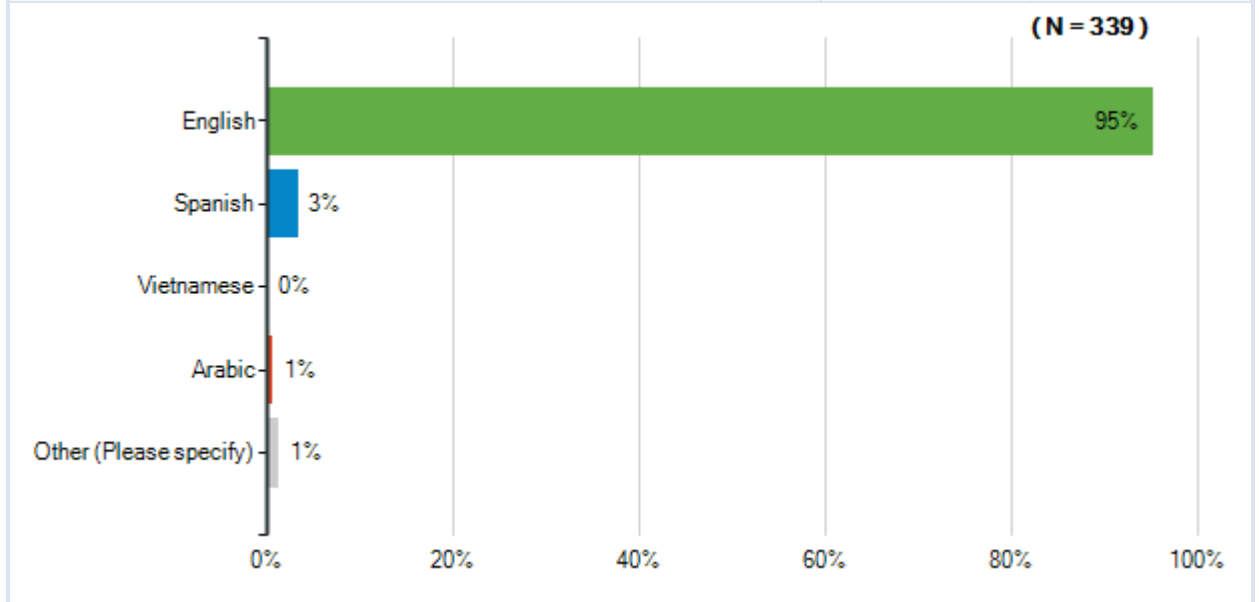
Lamar Consolidated ISD  
2020-2021 Campus Climate Survey

Does your child receive any of the following services at this school?				
		Yes	No	Total Responses
(a) Special Education		24 7%	299 93%	323
(b) English Language Learner		10 3%	303 97%	313
(c) Gifted Education		81 25%	242 75%	323
(d) Disability Accommodations (504 Plan)		53 16%	271 84%	324



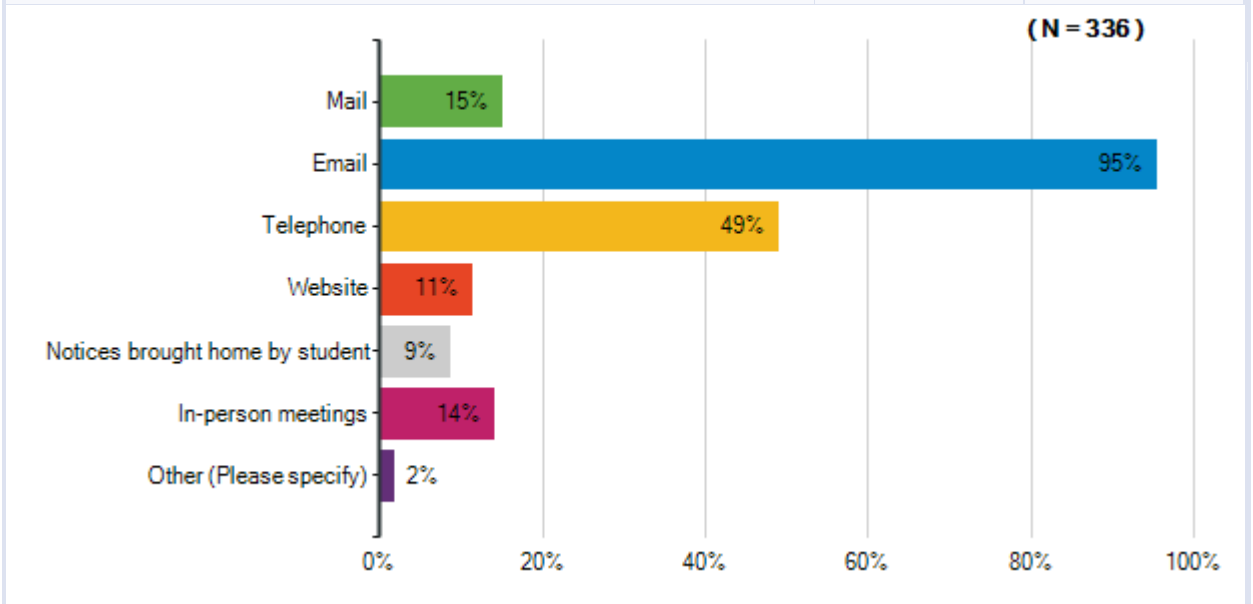
Lamar Consolidated ISD  
2020-2021 Campus Climate Survey

What language do you speak most often at home?		
Responses	Count	%
English	322	95%
Spanish	11	3%
Vietnamese	0	0%
Arabic	2	1%
Other (Please specify)	4	1%
<b>Total Responses</b>	<b>339</b>	



Lamar Consolidated ISD  
2020-2021 Campus Climate Survey

What are the best ways for the school to communicate with you about your child's education?		
Responses	Count	%
Mail	50	15%
Email	320	95%
Telephone	164	49%
Website	38	11%
Notices brought home by student	29	9%
In-person meetings	47	14%
Other (Please specify)	6	2%
<b>Total Unique Responses</b>	<b>336</b>	
<b>Total Responses</b>	<b>654</b>	



**Note:** Multiple answers per participant possible. Percentages added may exceed 100 since a participant may select more than one answer for this question.

Lamar Consolidated ISD  
2020-2021 Campus Climate Survey

How did you learn about this survey?		
Responses	Count	%
Email	327	96%
District All-Call system (Skylert)	2	1%
District website	4	1%
Facebook	2	1%
Twitter	0	0%
Notice brought home by student	1	0%
From another parent	0	0%
From a District employee	0	0%
Local news media (TV, radio, newspaper, website)	0	0%
Other (Please specify)	3	1%
<b>Total Responses</b>	<b>339</b>	

