

Campus Climate Survey

2020-2021 Survey Results - Parents

Frost Elementary

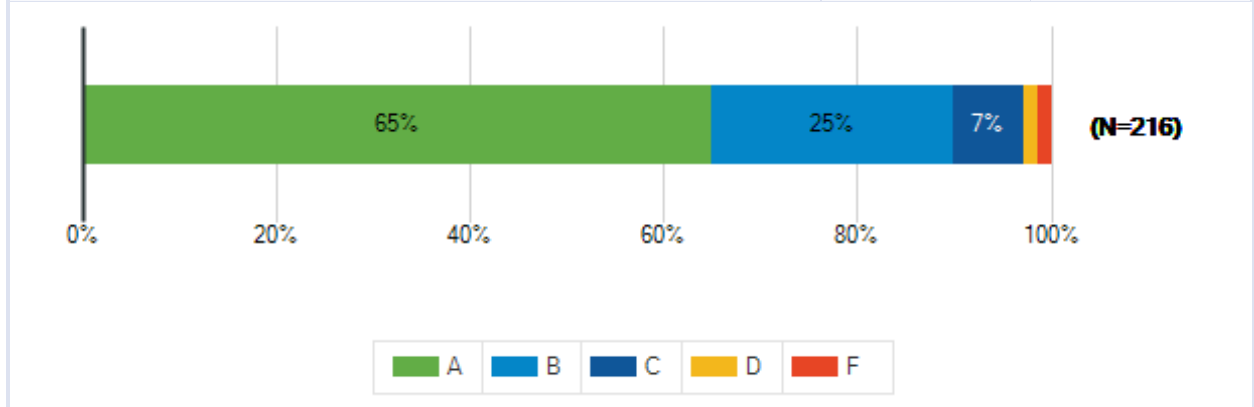
Lamar Consolidated ISD
November 30 - December 20, 2020



Lamar Consolidated ISD
2020-2021 Campus Climate Survey

Students receive grades of A, B, C, D or F to report the quality of their work. What grade would you give the overall quality of your child's school? On this scale, A represents outstanding, C is average and F is failing.

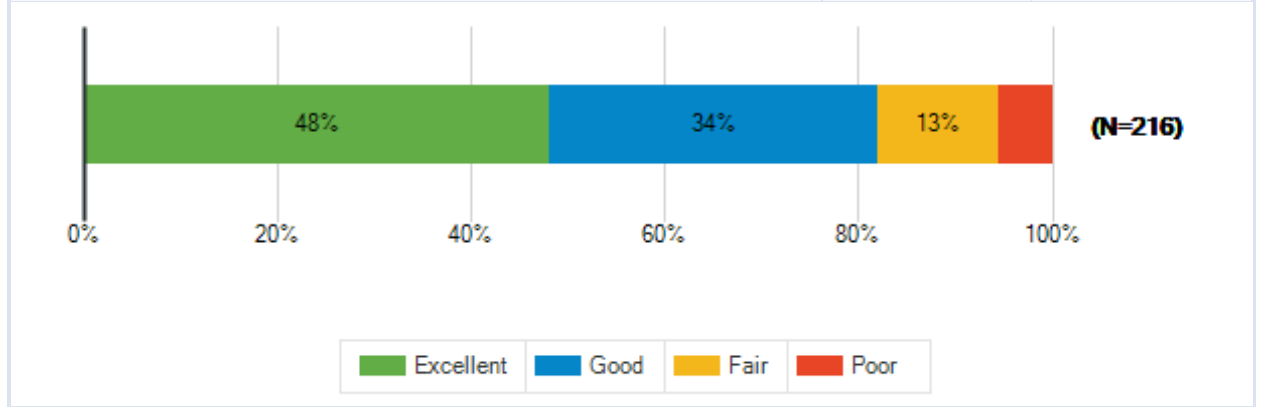
Responses	Count	%
A	140	65%
B	54	25%
C	16	7%
D	3	1%
F	3	1%
Total Responses	216	



Lamar Consolidated ISD
2020-2021 Campus Climate Survey

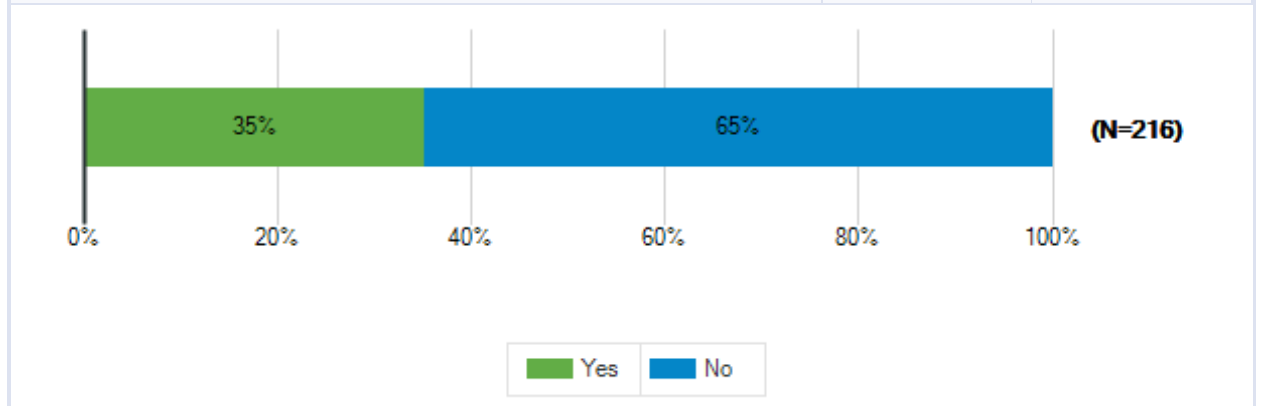
Overall, how would you rate how Lamar CISD handled the COVID-19 pandemic for the 2020-2021 school year?

Responses	Count	%
Excellent	104	48%
Good	73	34%
Fair	27	13%
Poor	12	6%
Total Responses	216	



Has your child participated in virtual learning during the 2020-2021 school year?

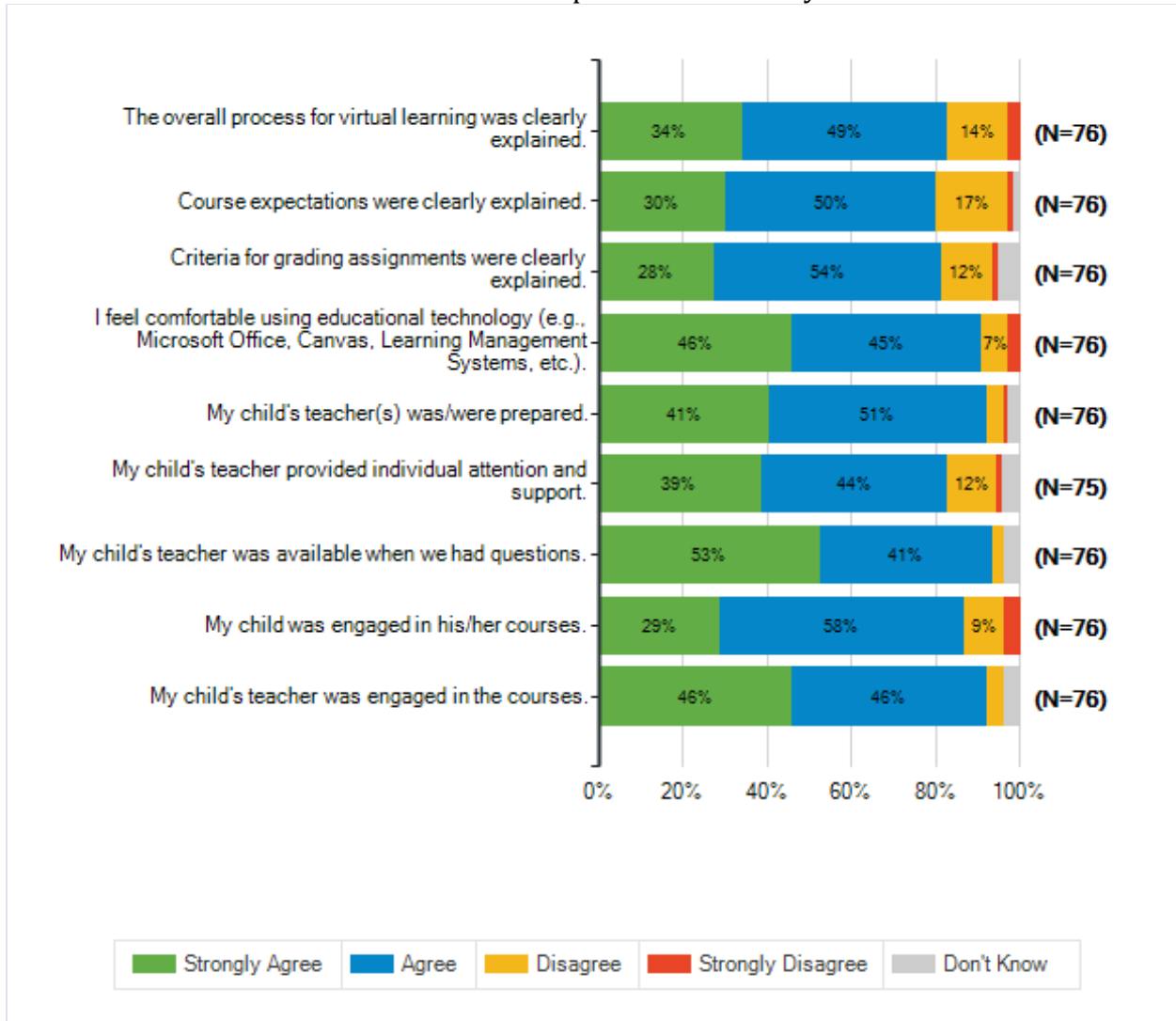
Responses	Count	%
Yes	76	35%
No	140	65%
Total Responses	216	



Lamar Consolidated ISD
2020-2021 Campus Climate Survey

Overall Preparation for Virtual Learning							
How strongly do you agree or disagree with the following statements?							
		Strongly Agree	Agree	Disagree	Strongly Disagree	Don't Know	Total Responses
	The overall process for virtual	26	37	11	2	0	
(a)	learning was clearly explained.	34%	49%	14%	3%	0%	76
	Course expectations were	23	38	13	1	1	
(b)	clearly explained.	30%	50%	17%	1%	1%	76
	Criteria for grading	21	41	9	1	4	
(c)	assignments were clearly explained.	28%	54%	12%	1%	5%	76
	I feel comfortable using	35	34	5	2	0	
(d)	Microsoft Office, Canvas, Learning Management Systems, etc.).	46%	45%	7%	3%	0%	76
	My child's teacher(s)	31	39	3	1	2	
(e)	was/were prepared.	41%	51%	4%	1%	3%	76
	My child's teacher provided	29	33	9	1	3	
(f)	individual attention and support.	39%	44%	12%	1%	4%	75
	My child's teacher was	40	31	2	0	3	
(g)	available when we had questions.	53%	41%	3%	0%	4%	76
	My child was engaged in	22	44	7	3	0	
(h)	his/her courses.	29%	58%	9%	4%	0%	76
	My child's teacher was	35	35	3	0	3	
(i)	engaged in the courses.	46%	46%	4%	0%	4%	76

Lamar Consolidated ISD
2020-2021 Campus Climate Survey

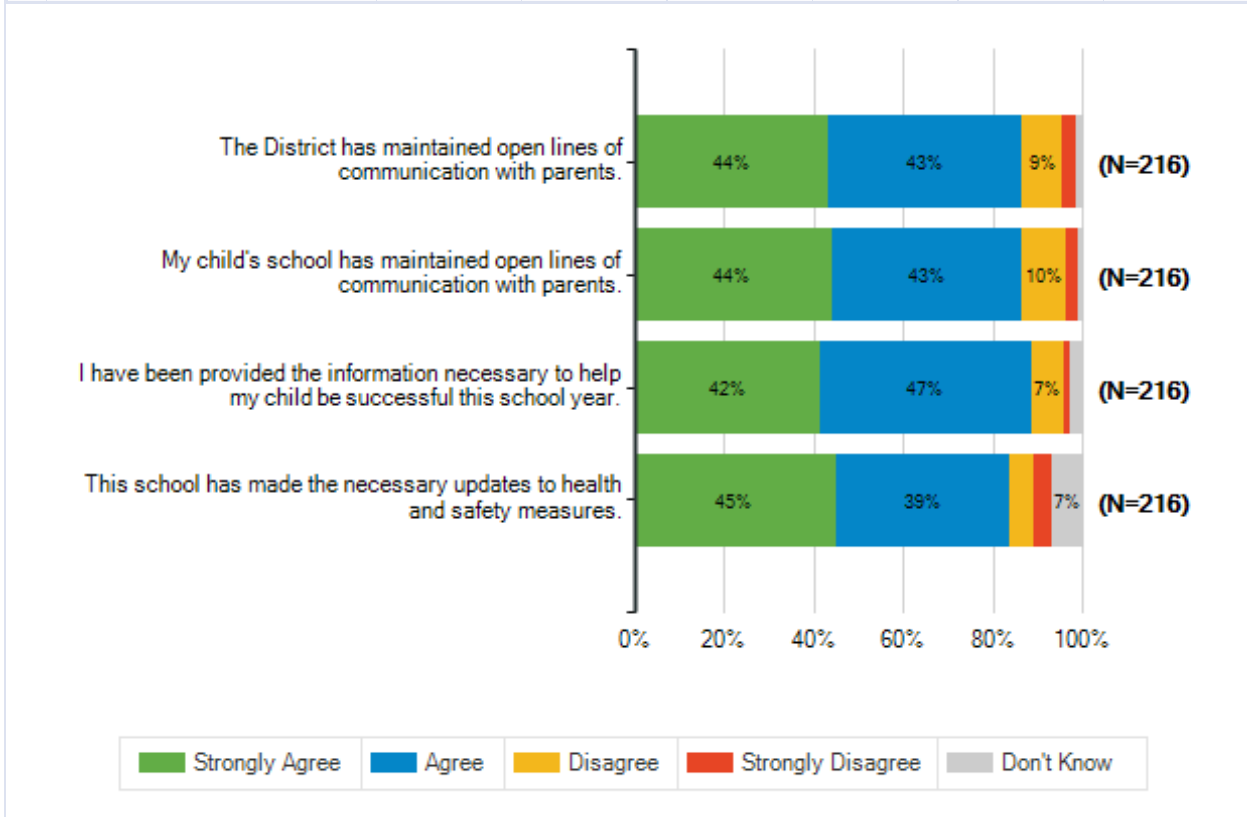


Lamar Consolidated ISD
2020-2021 Campus Climate Survey

Below are statements about the management of the COVID-19 pandemic. As you respond, please think about your experiences this school year.

How strongly do you agree or disagree with the following statements?

		Strongly Agree	Agree	Disagree	Strongly Disagree	Don't Know	Total Responses
	The District has maintained	94	93	19	7	3	
(a)	open lines of communication with parents.	44%	43%	9%	3%	1%	216
	My child's school has	95	92	21	6	2	
(b)	maintained open lines of communication with parents.	44%	43%	10%	3%	1%	216
	I have been provided the information necessary to help	90	101	16	3	6	
(c)	my child be successful this school year.	42%	47%	7%	1%	3%	216
	This school has made the	97	84	11	9	15	
(d)	necessary updates to health and safety measures.	45%	39%	5%	4%	7%	216



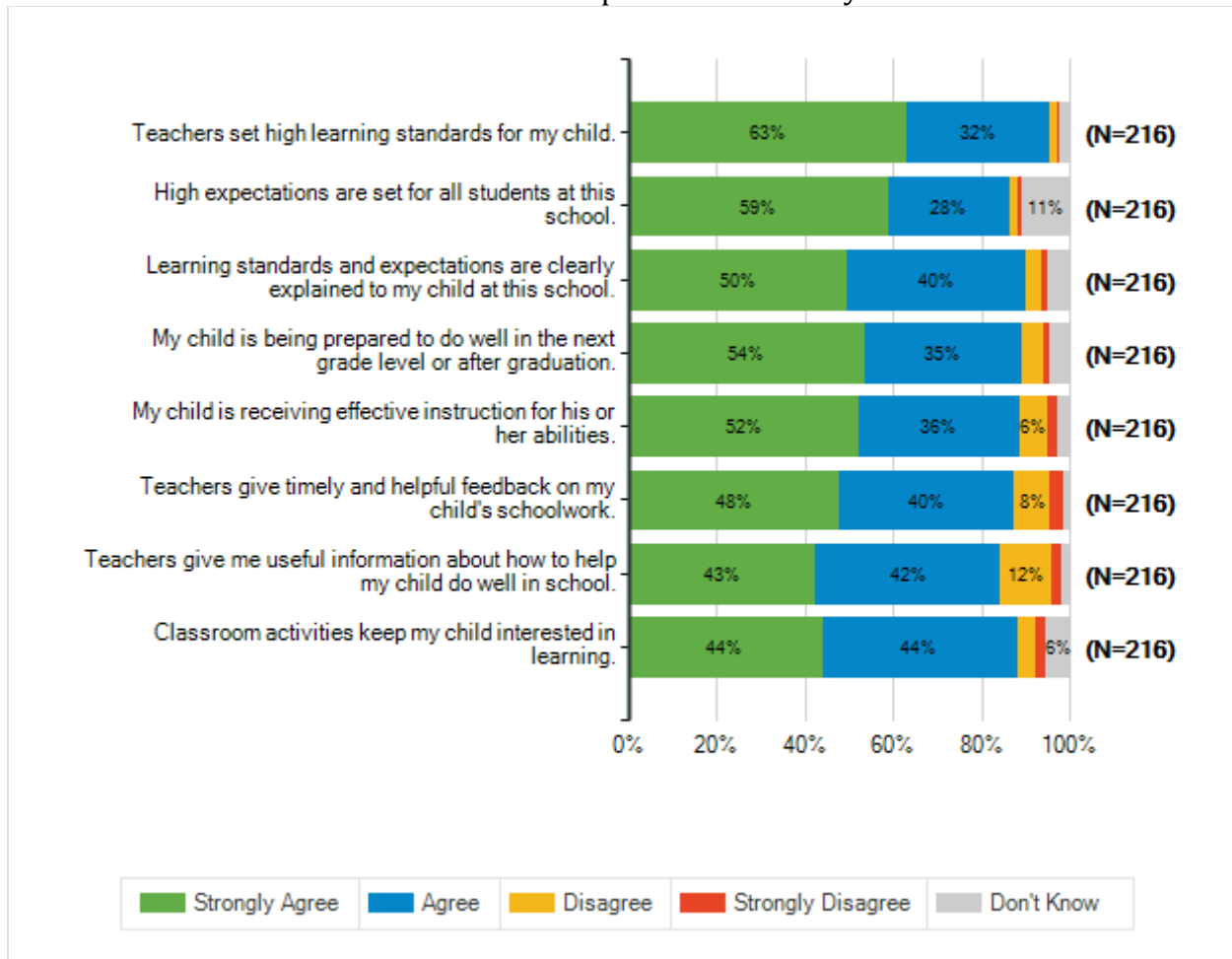
Lamar Consolidated ISD
2020-2021 Campus Climate Survey

Below are statements about the quality of education your child receives at this school. As you respond, please think about your experiences this school year.

How strongly do you agree or disagree with each of the following statements?

		Strongly Agree	Agree	Disagree	Strongly Disagree	Don't Know	Total Responses
(a)	Teachers set high learning standards for my child.	136 63%	70 32%	4 2%	1 0%	5 2%	216
(b)	High expectations are set for all students at this school.	127 59%	60 28%	3 1%	2 1%	24 11%	216
(c)	Learning standards and expectations are clearly explained to my child at this school.	107 50%	87 40%	8 4%	3 1%	11 5%	216
(d)	My child is being prepared to do well in the next grade level or after graduation.	116 54%	76 35%	11 5%	3 1%	10 5%	216
(e)	My child is receiving effective instruction for his or her abilities.	113 52%	78 36%	14 6%	5 2%	6 3%	216
(f)	Teachers give timely and helpful feedback on my child's schoolwork.	103 48%	86 40%	17 8%	7 3%	3 1%	216
(g)	Teachers give me useful information about how to help my child do well in school.	92 43%	90 42%	25 12%	5 2%	4 2%	216
(h)	Classroom activities keep my child interested in learning.	95 44%	95 44%	9 4%	5 2%	12 6%	216

Lamar Consolidated ISD
2020-2021 Campus Climate Survey

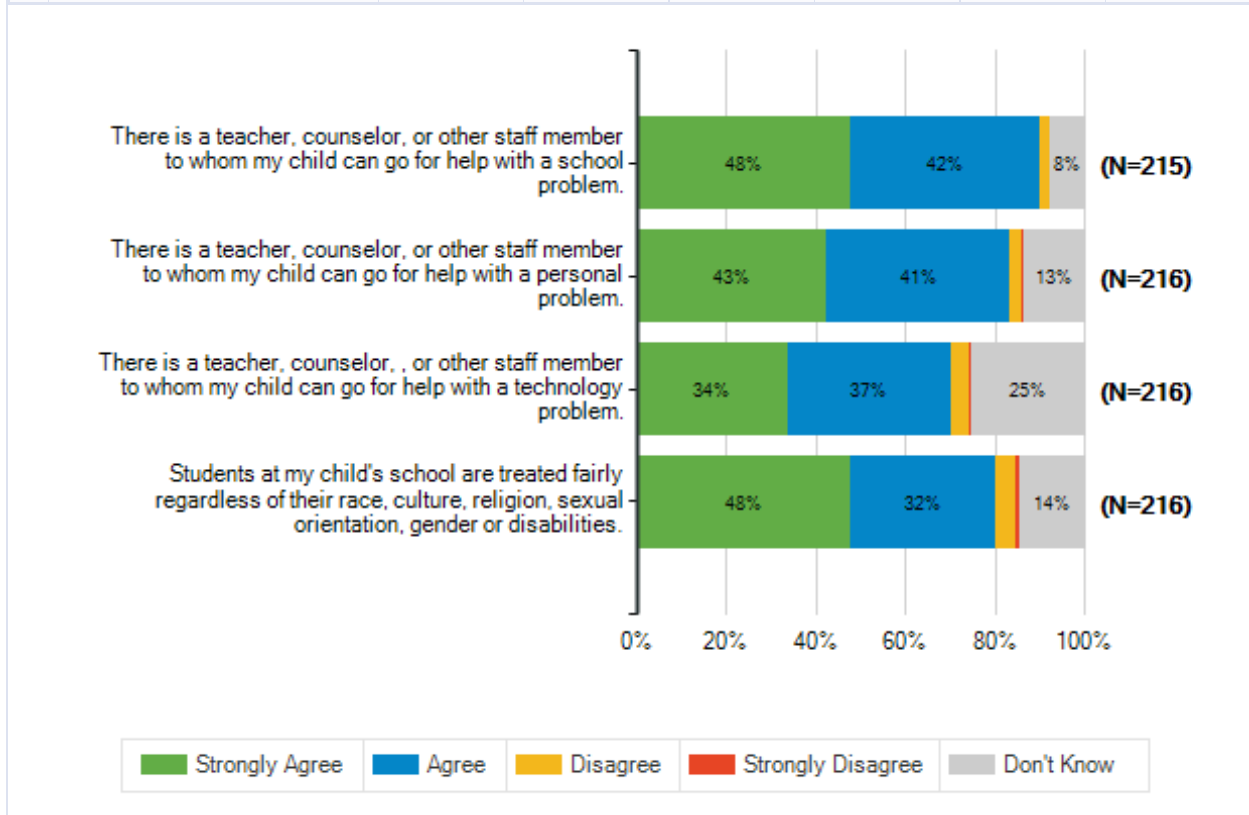


Lamar Consolidated ISD
2020-2021 Campus Climate Survey

Below are statements about the support students receive at school. As you respond, please think about your experiences this school year.

How strongly do you agree or disagree with each of the following statements?

		Strongly Agree	Agree	Disagree	Strongly Disagree	Don't Know	Total Responses
(a)	There is a teacher, counselor, or other staff member to whom my child can go for help with a school problem.	103	90	5	0	17	215
(b)	There is a teacher, counselor, or other staff member to whom my child can go for help with a personal problem.	92	88	6	1	29	216
(c)	There is a teacher, counselor, , or other staff member to whom my child can go for help with a technology problem.	73	79	8	1	55	216
(d)	Students at my child's school are treated fairly regardless of their race, culture, religion, sexual orientation, gender or disabilities.	103	70	10	2	31	216

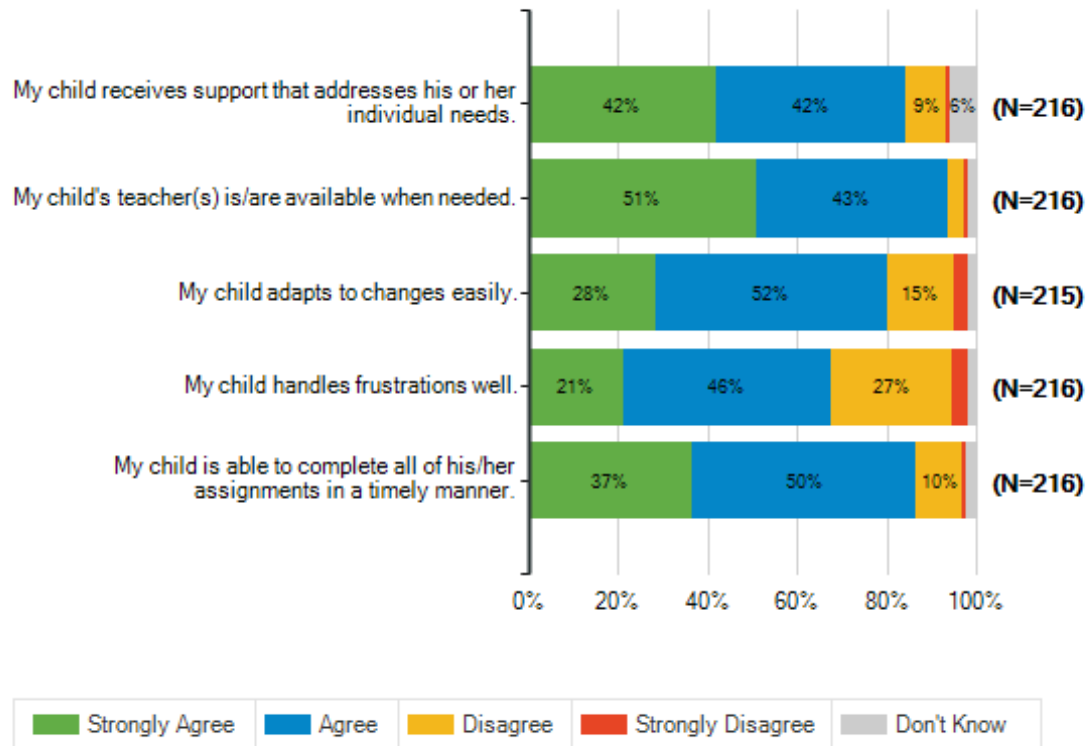


Lamar Consolidated ISD
2020-2021 Campus Climate Survey

Below are statements about the support students receive at school. As you respond, please think about your experiences this school year.

How strongly do you agree or disagree with each of the following statements?

		Strongly Agree	Agree	Disagree	Strongly Disagree	Don't Know	Total Responses
	My child receives support that	91	91	19	2	13	
(a)	addresses his or her individual needs.	42%	42%	9%	1%	6%	216
	My child's teacher(s) is/are	110	92	8	2	4	
(b)	available when needed.	51%	43%	4%	1%	2%	216
	My child adapts to changes	61	111	32	7	4	
(c)	easily.	28%	52%	15%	3%	2%	215
	My child handles frustrations	46	100	58	8	4	
(d)	well.	21%	46%	27%	4%	2%	216
	My child is able to complete	79	108	22	2	5	
(e)	all of his/her assignments in a timely manner.	37%	50%	10%	1%	2%	216

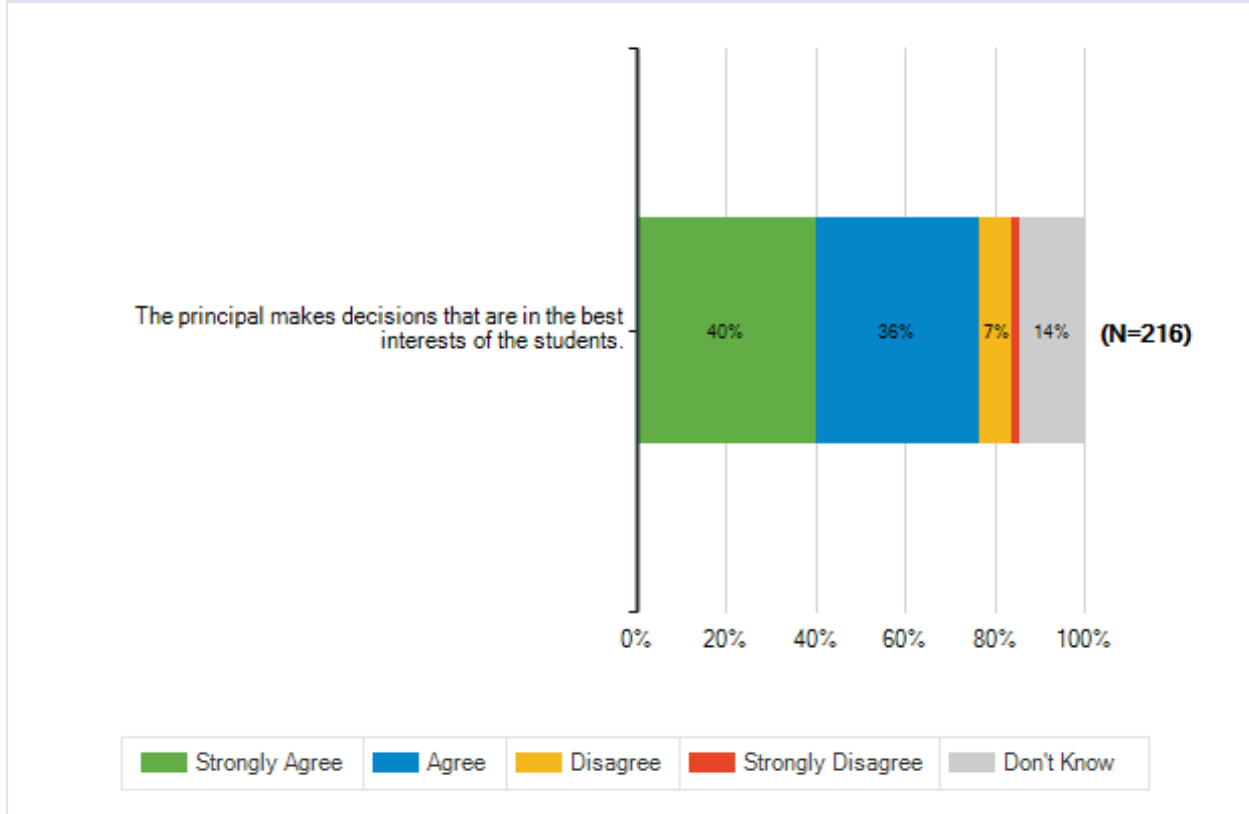


Lamar Consolidated ISD
2020-2021 Campus Climate Survey

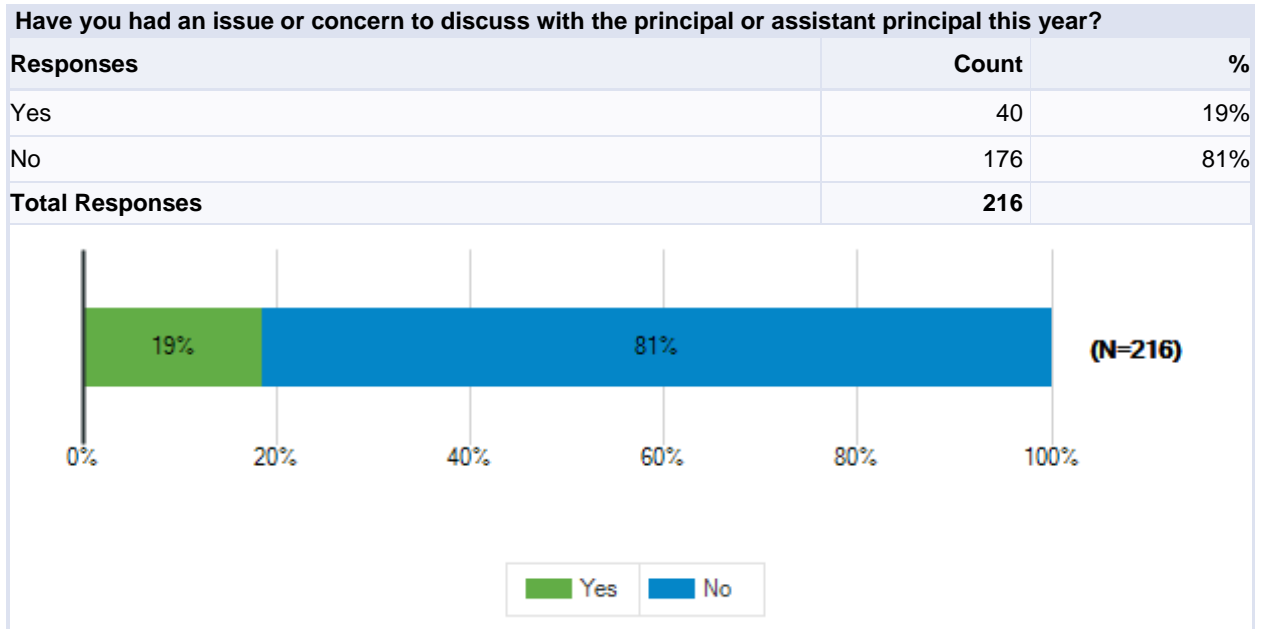
Below are statements related to the principal and assistant principals. As you respond, please think about your experiences this school year.

How strongly do you agree or disagree with each of the following statements?

	Strongly Agree	Agree	Disagree	Strongly Disagree	Don't Know	Total Responses
The principal makes	87	78	16	4	31	
(a) decisions that are in the best interests of the students.	40%	36%	7%	2%	14%	216



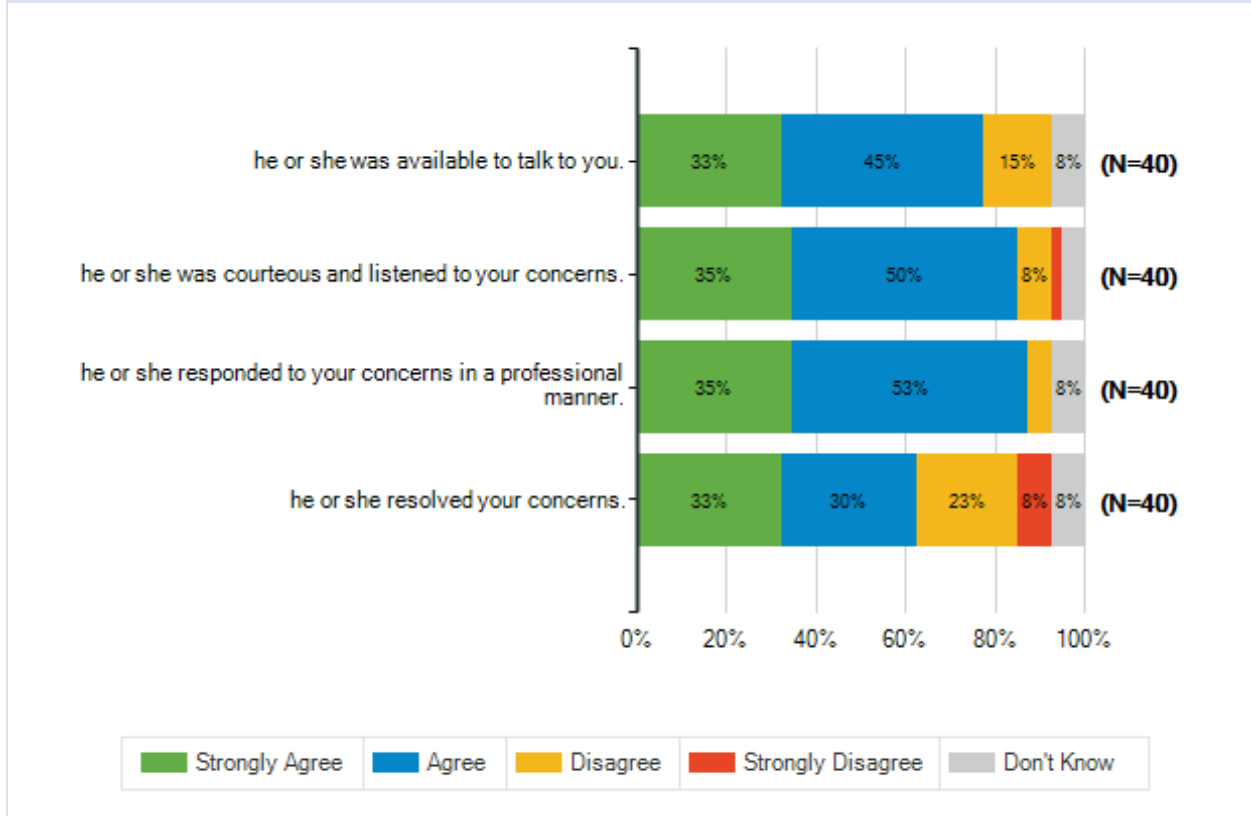
Lamar Consolidated ISD
2020-2021 Campus Climate Survey



Lamar Consolidated ISD
2020-2021 Campus Climate Survey

When you have had an issue or concern to discuss with a school administrator . . .

		Strongly Agree	Agree	Disagree	Strongly Disagree	Don't Know	Total Responses
(a)	he or she was available to talk to you.	13	18	6	0	3	40
(b)	he or she was courteous and listened to your concerns.	14	20	3	1	2	40
(c)	he or she responded to your concerns in a professional manner.	14	21	2	0	3	40
(d)	he or she resolved your concerns.	13	12	9	3	3	40



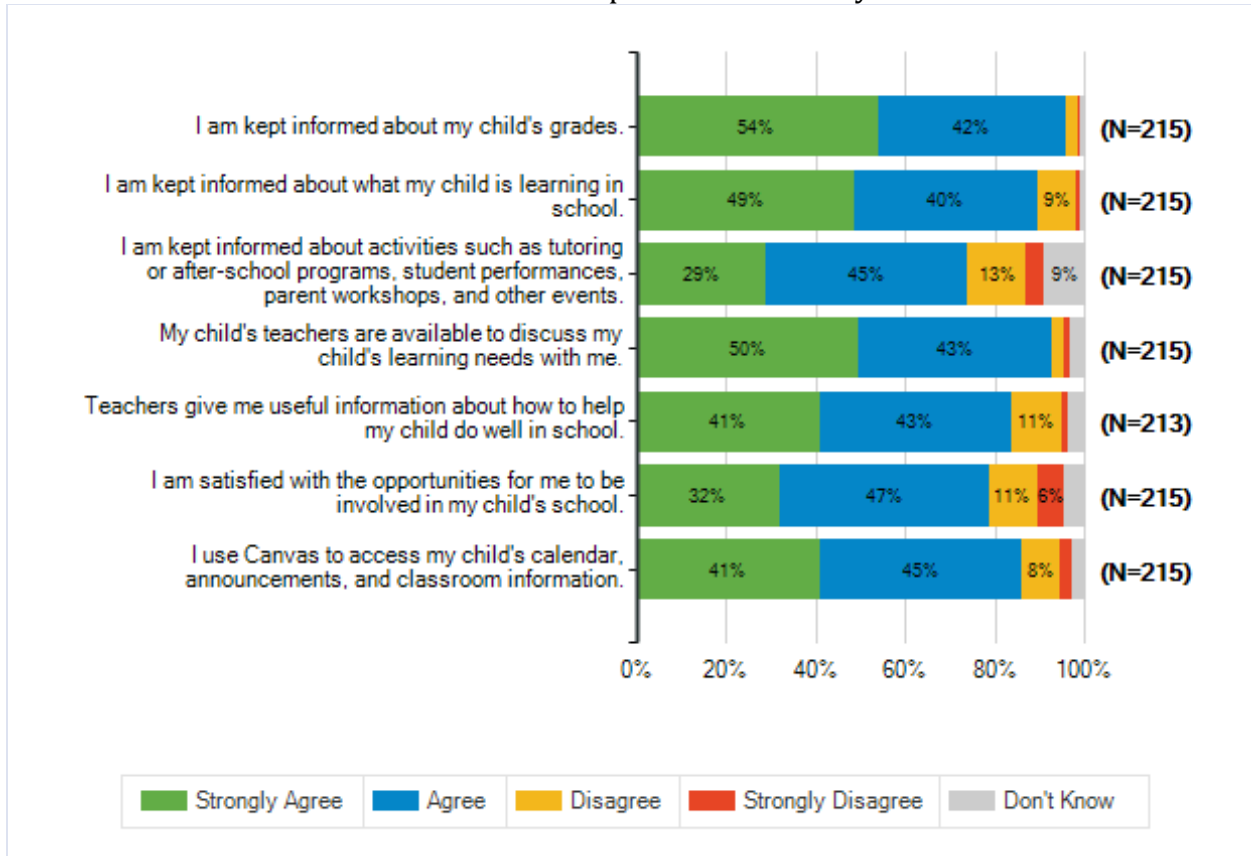
Lamar Consolidated ISD
2020-2021 Campus Climate Survey

Below are statements about the relationship between you and your child's school. As you respond, please think about your experiences this school year.

How strongly do you agree or disagree with each of the following statements?

		Strongly Agree	Agree	Disagree	Strongly Disagree	Don't Know	Total Responses
(a)	I am kept informed about my child's grades.	116	90	6	1	2	215
		54%	42%	3%	0%	1%	
(b)	I am kept informed about what my child is learning in school.	105	87	19	2	2	215
		49%	40%	9%	1%	1%	
(c)	I am kept informed about activities such as tutoring or after-school programs, student performances, parent workshops, and other events.	62	97	28	8	20	215
		29%	45%	13%	4%	9%	
(d)	My child's teachers are available to discuss my child's learning needs with me.	107	92	6	3	7	215
		50%	43%	3%	1%	3%	
(e)	Teachers give me useful information about how to help my child do well in school.	87	91	24	3	8	213
		41%	43%	11%	1%	4%	
(f)	I am satisfied with the opportunities for me to be involved in my child's school.	69	100	23	13	10	215
		32%	47%	11%	6%	5%	
(g)	I use Canvas to access my child's calendar, announcements, and classroom information.	88	97	18	6	6	215
		41%	45%	8%	3%	3%	

Lamar Consolidated ISD
2020-2021 Campus Climate Survey

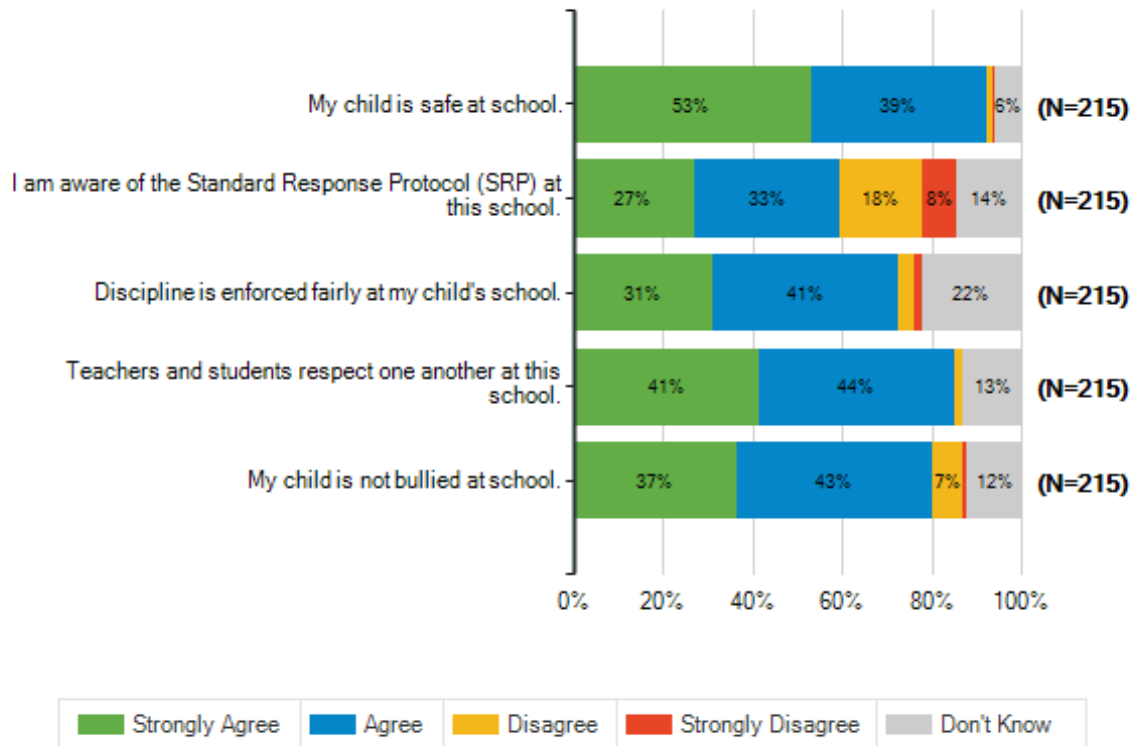


Lamar Consolidated ISD
2020-2021 Campus Climate Survey

Below are statements related to safety and behavior. As you respond, please think about your experiences this school year.

How strongly do you agree or disagree with each of the following statements?

	Strongly Agree	Agree	Disagree	Strongly Disagree	Don't Know	Total Responses
	114	84	3	1	13	
(a) My child is safe at school.	53%	39%	1%	0%	6%	215
I am aware of the Standard Response Protocol (SRP) at this school.	27%	33%	18%	8%	14%	215
(c) Discipline is enforced fairly at my child's school.	31%	41%	4%	1%	22%	215
Teachers and students respect one another at this school.	41%	44%	2%	0%	13%	215
(e) My child is not bullied at school.	37%	43%	7%	1%	12%	215

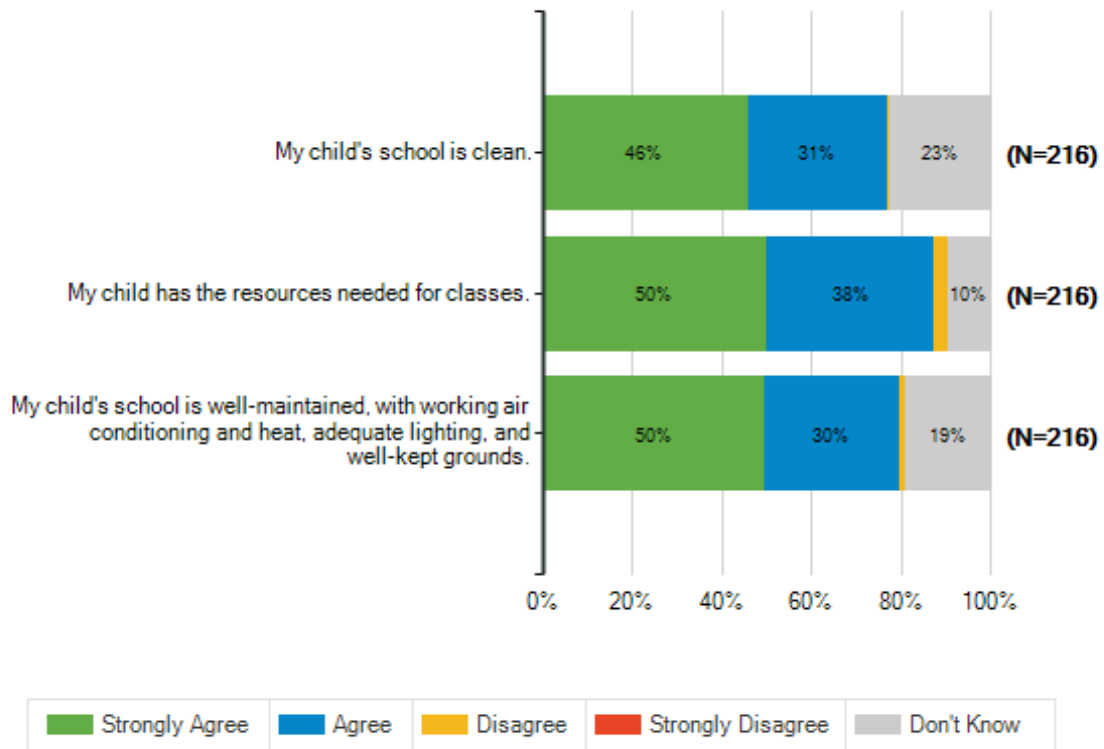


Lamar Consolidated ISD
2020-2021 Campus Climate Survey

Below are statements related to how the school is managed. As you respond, please think about your experiences this school year.

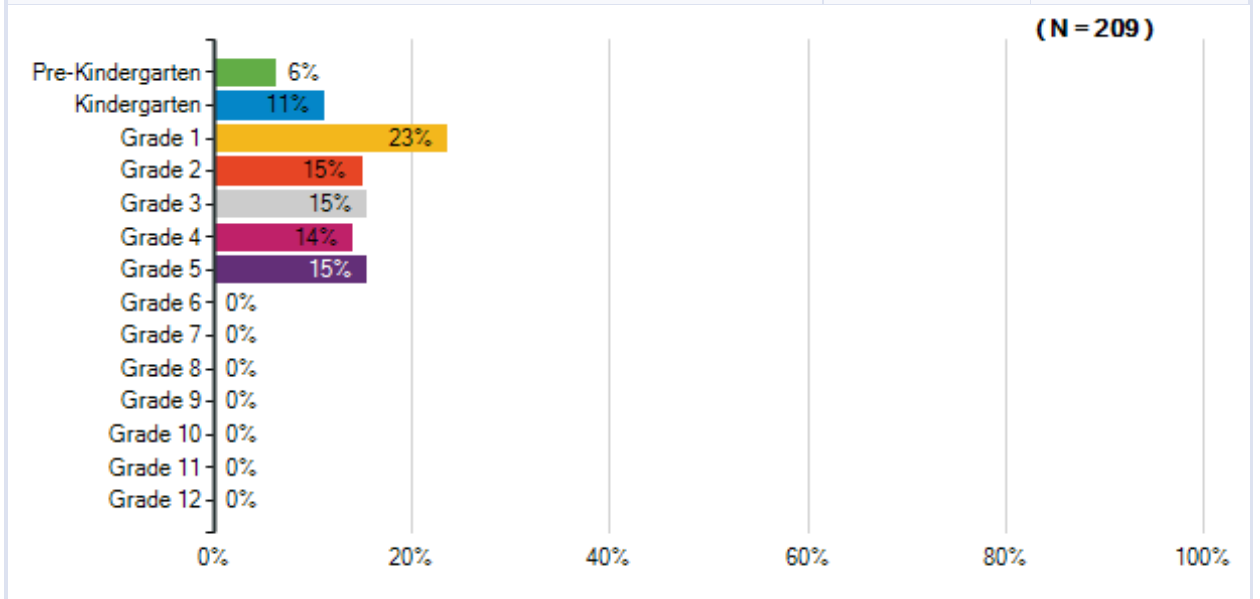
How strongly do you agree or disagree with each of the following statements?

	Strongly Agree	Agree	Disagree	Strongly Disagree	Don't Know	Total Responses
(a) My child's school is clean.	99	67	1	0	49	216
(b) My child has the resources needed for classes.	108	81	6	0	21	216
(c) My child's school is well-maintained, with working air conditioning and heat, adequate lighting, and well-kept grounds.	107	65	3	0	41	216



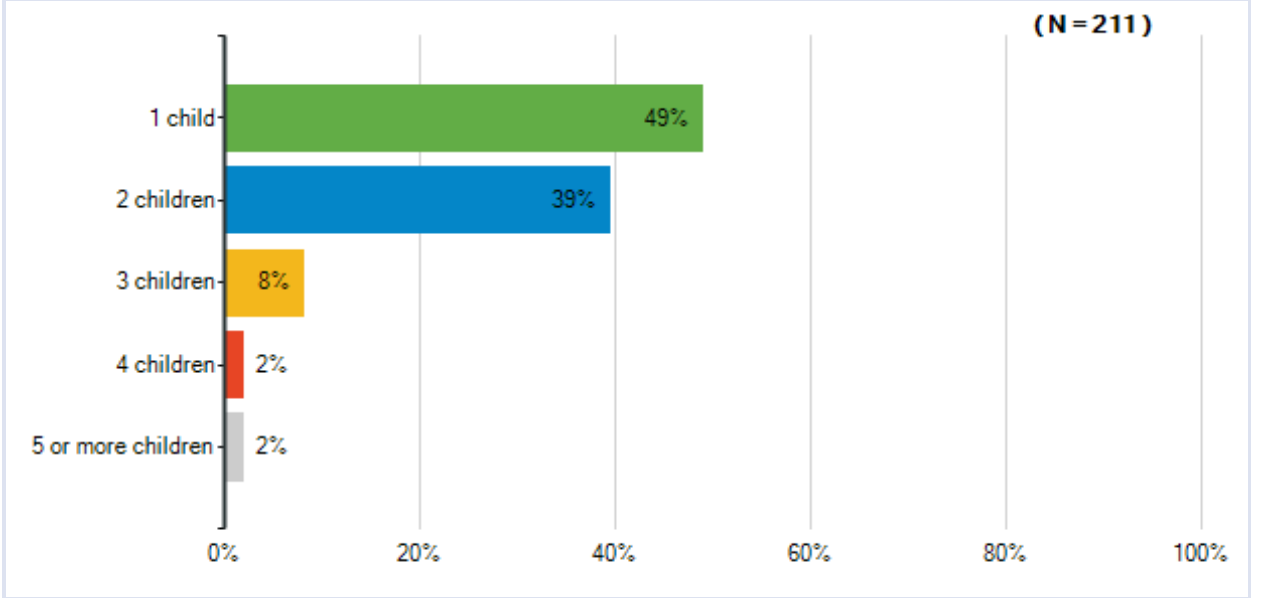
Lamar Consolidated ISD
2020-2021 Campus Climate Survey

What grade is your child enrolled in at this school?		
Responses	Count	%
Pre-Kindergarten	13	6%
Kindergarten	23	11%
Grade 1	49	23%
Grade 2	31	15%
Grade 3	32	15%
Grade 4	29	14%
Grade 5	32	15%
Grade 6	0	0%
Grade 7	0	0%
Grade 8	0	0%
Grade 9	0	0%
Grade 10	0	0%
Grade 11	0	0%
Grade 12	0	0%
Total Responses	209	



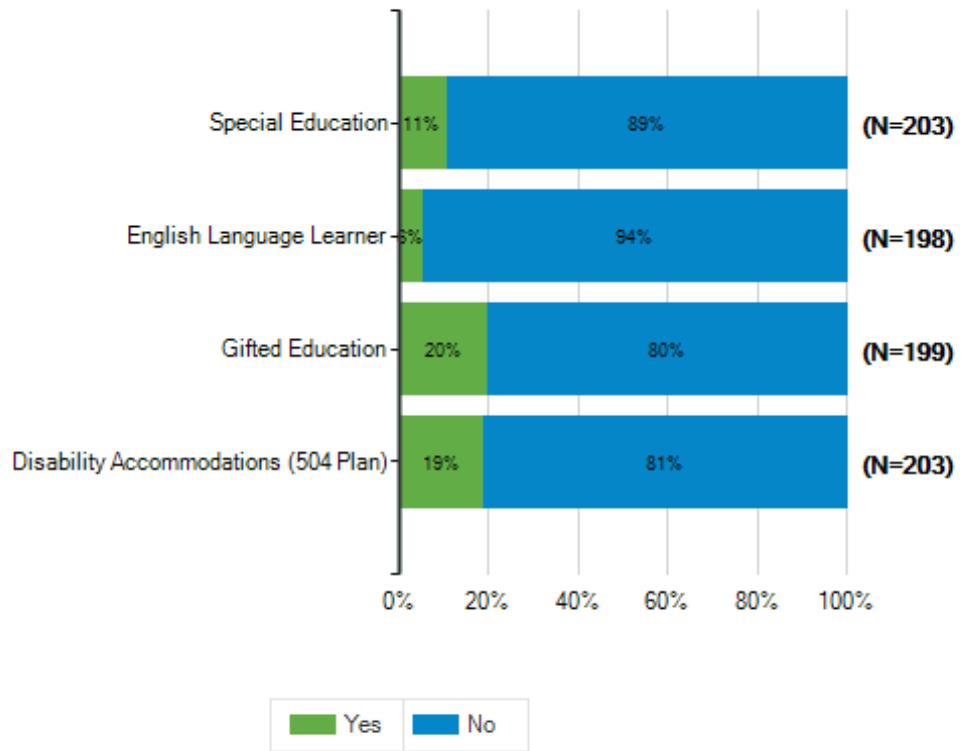
Lamar Consolidated ISD
2020-2021 Campus Climate Survey

How many of your children attend a district school?		
Responses	Count	%
1 child	103	49%
2 children	83	39%
3 children	17	8%
4 children	4	2%
5 or more children	4	2%
Total Responses	211	



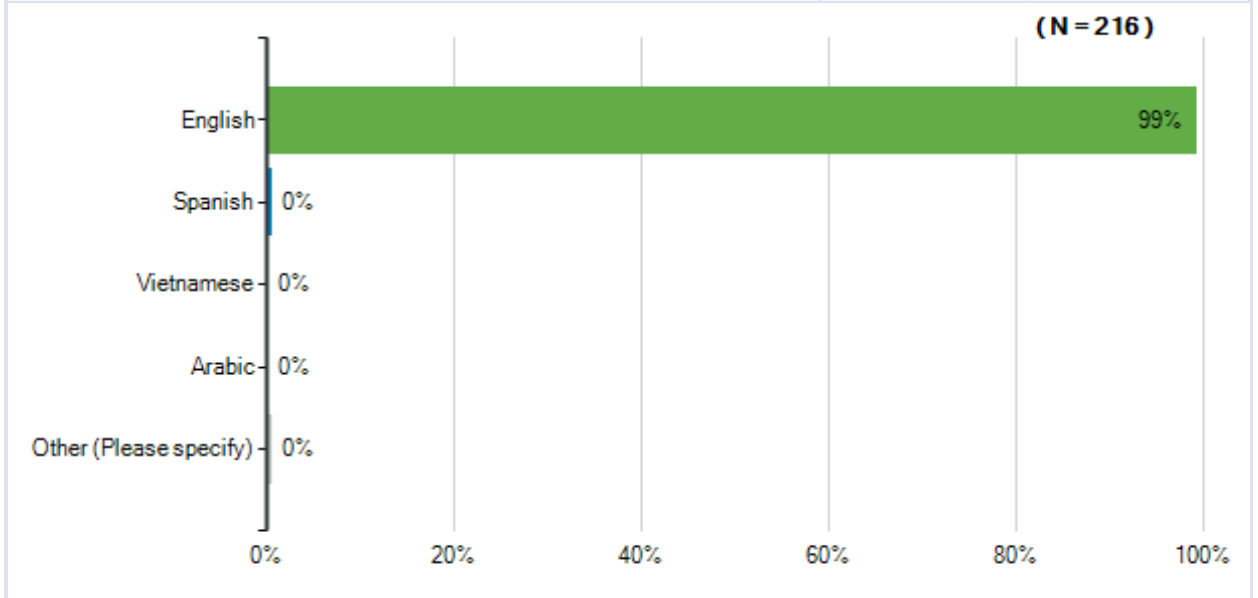
Lamar Consolidated ISD
2020-2021 Campus Climate Survey

Does your child receive any of the following services at this school?				
		Yes	No	Total Responses
(a) Special Education		22	181	203
		11%	89%	
(b) English Language Learner		11	187	198
		6%	94%	
(c) Gifted Education		40	159	199
		20%	80%	
(d) Disability Accommodations (504 Plan)		39	164	203
		19%	81%	



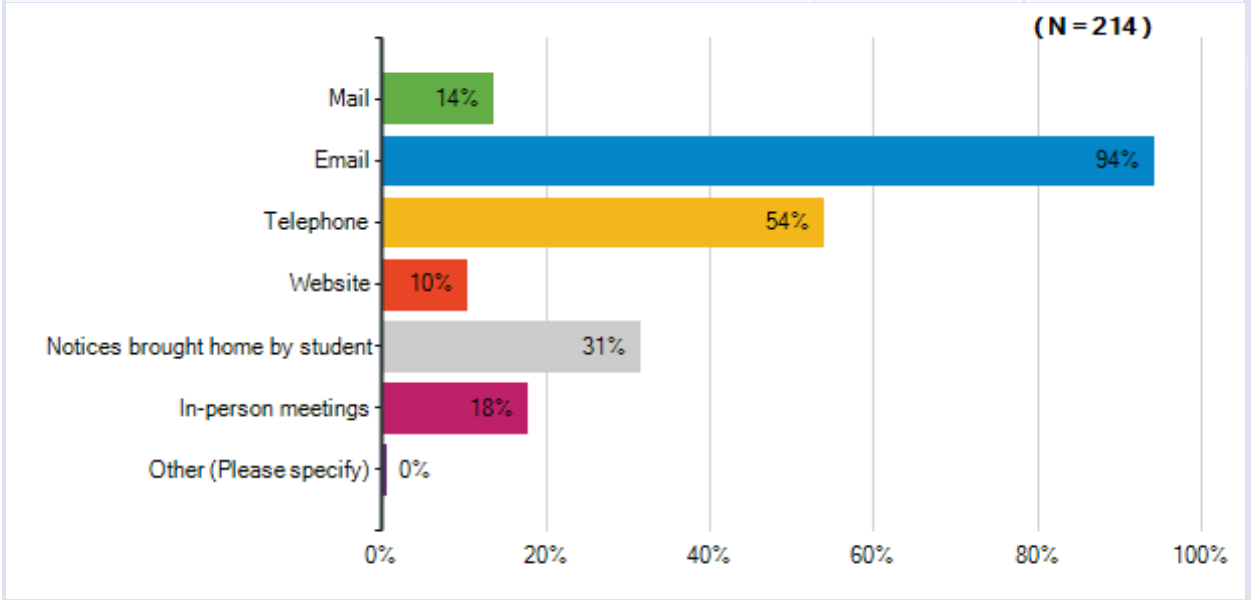
Lamar Consolidated ISD
2020-2021 Campus Climate Survey

What language do you speak most often at home?		
Responses	Count	%
English	214	99%
Spanish	1	0%
Vietnamese	0	0%
Arabic	0	0%
Other (Please specify)	1	0%
Total Responses	216	



Lamar Consolidated ISD
2020-2021 Campus Climate Survey

What are the best ways for the school to communicate with you about your child's education?		
Responses	Count	%
Mail	29	14%
Email	201	94%
Telephone	115	54%
Website	22	10%
Notices brought home by student	67	31%
In-person meetings	38	18%
Other (Please specify)	1	0%
Total Unique Responses	214	
Total Responses	473	



Note: Multiple answers per participant possible. Percentages added may exceed 100 since a participant may select more than one answer for this question.

Lamar Consolidated ISD
2020-2021 Campus Climate Survey

How did you learn about this survey?		
Responses	Count	%
Email	207	96%
District All-Call system (Skylert)	2	1%
District website	1	0%
Facebook	3	1%
Twitter	0	0%
Notice brought home by student	1	0%
From another parent	0	0%
From a District employee	0	0%
Local news media (TV, radio, newspaper, website)	0	0%
Other (Please specify)	2	1%
Total Responses	216	

