

Campus Climate Survey

2020-2021 Survey Results - Parents

Huggins Elementary

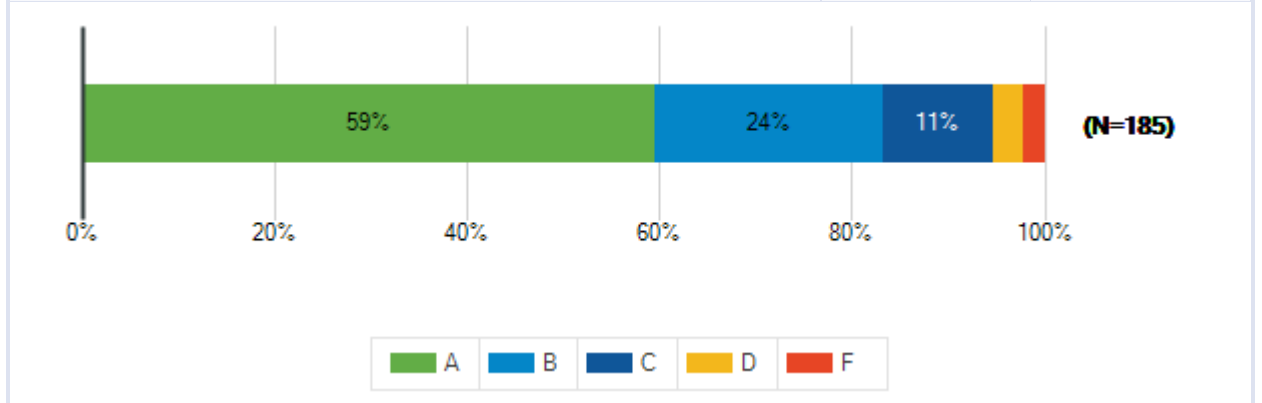
Lamar Consolidated ISD
November 30 - December 20, 2020



Lamar Consolidated ISD
2020-2021 Campus Climate Survey

Students receive grades of A, B, C, D or F to report the quality of their work. What grade would you give the overall quality of your child's school? On this scale, A represents outstanding, C is average and F is failing.

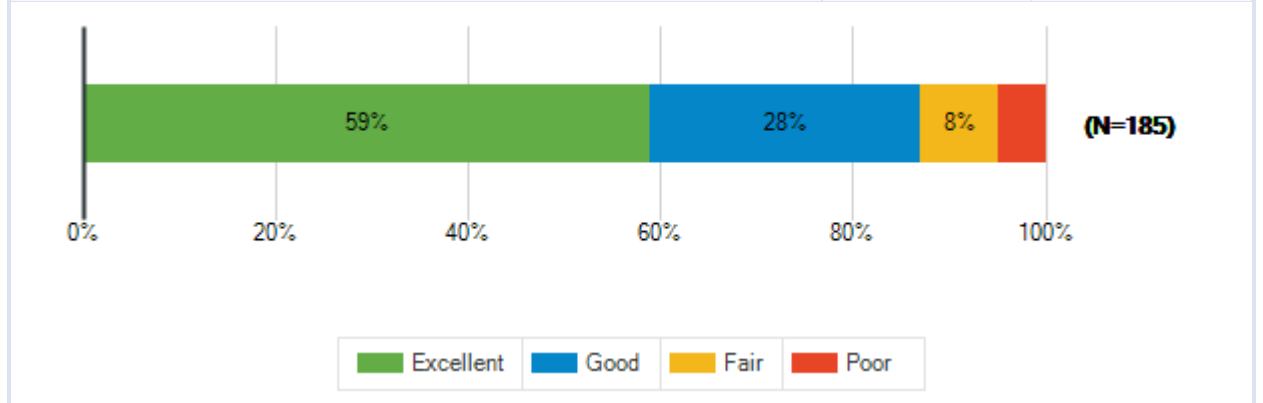
Responses	Count	%
A	110	59%
B	44	24%
C	21	11%
D	6	3%
F	4	2%
Total Responses	185	



Lamar Consolidated ISD
2020-2021 Campus Climate Survey

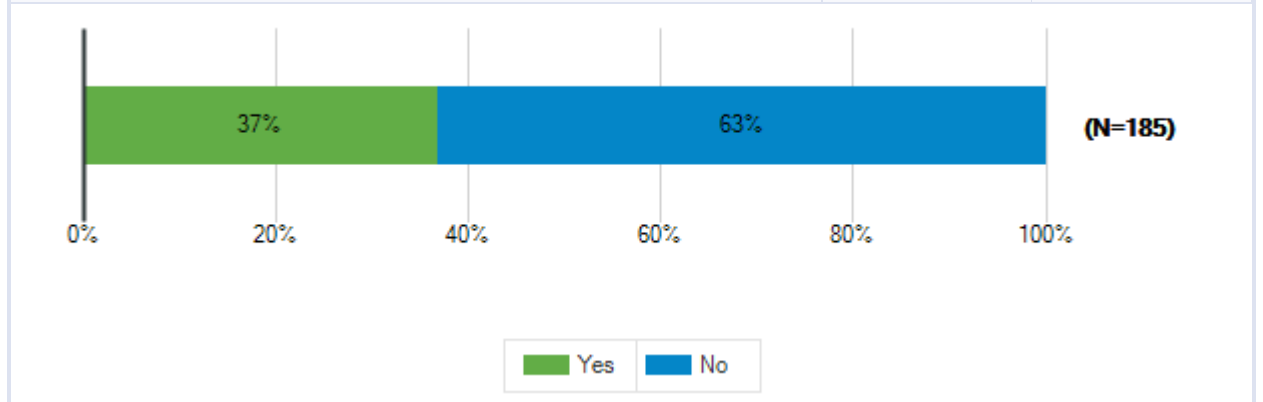
Overall, how would you rate how Lamar CISD handled the COVID-19 pandemic for the 2020-2021 school year?

Responses	Count	%
Excellent	109	59%
Good	52	28%
Fair	15	8%
Poor	9	5%
Total Responses	185	



Has your child participated in virtual learning during the 2020-2021 school year?

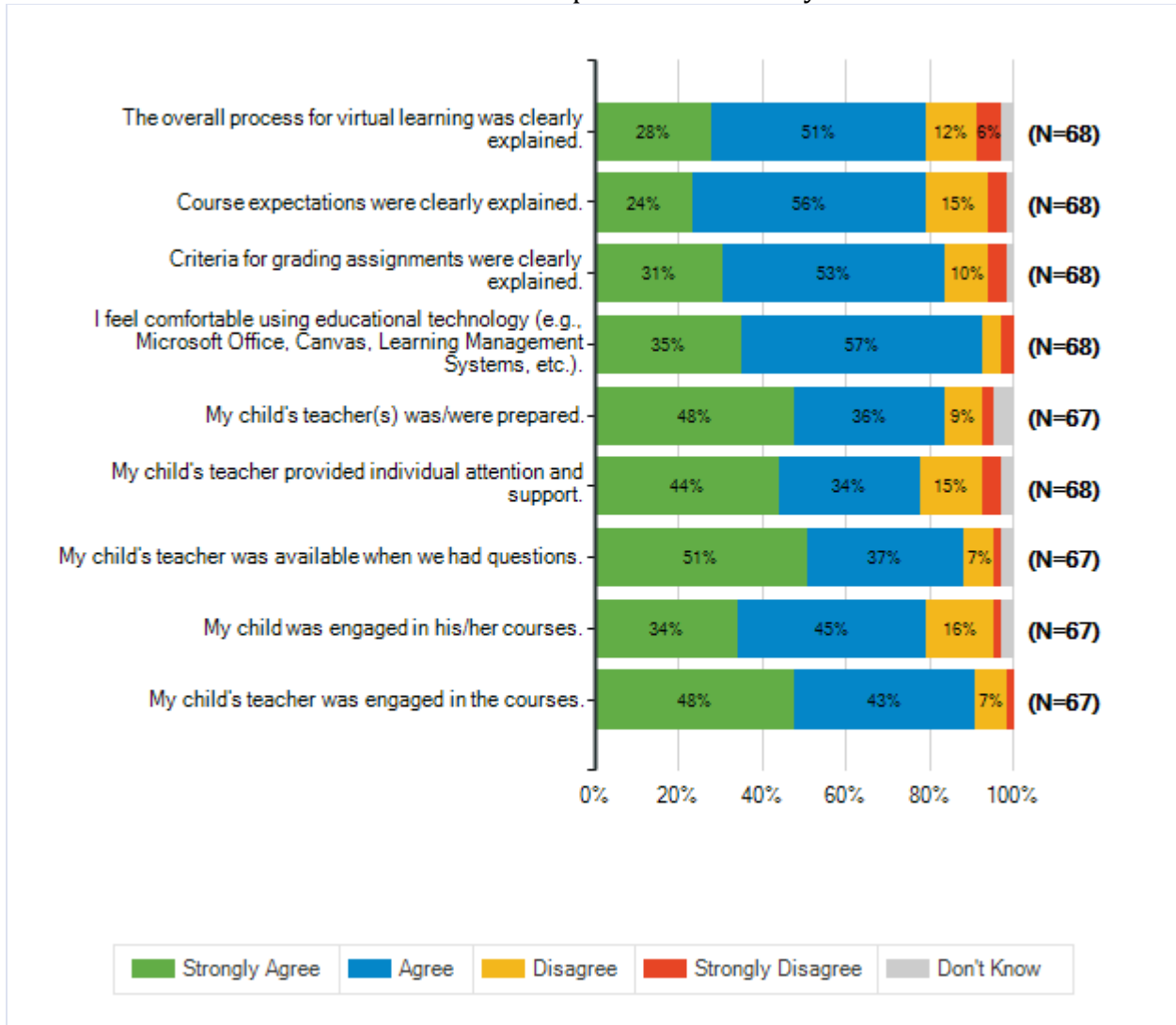
Responses	Count	%
Yes	68	37%
No	117	63%
Total Responses	185	



Lamar Consolidated ISD
2020-2021 Campus Climate Survey

Overall Preparation for Virtual Learning							
How strongly do you agree or disagree with the following statements?							
		Strongly Agree	Agree	Disagree	Strongly Disagree	Don't Know	Total Responses
	The overall process for virtual learning was clearly explained.	19	35	8	4	2	68
(a)		28%	51%	12%	6%	3%	68
	Course expectations were clearly explained.	16	38	10	3	1	68
(b)		24%	56%	15%	4%	1%	68
	Criteria for grading assignments were clearly explained.	21	36	7	3	1	68
(c)		31%	53%	10%	4%	1%	68
	I feel comfortable using educational technology (e.g., Microsoft Office, Canvas, Learning Management Systems, etc.).	24	39	3	2	0	68
(d)		35%	57%	4%	3%	0%	68
	My child's teacher(s) was/were prepared.	32	24	6	2	3	67
(e)		48%	36%	9%	3%	4%	67
	My child's teacher provided individual attention and support.	30	23	10	3	2	68
(f)		44%	34%	15%	4%	3%	68
	My child's teacher was available when we had questions.	34	25	5	1	2	67
(g)		51%	37%	7%	1%	3%	67
	My child was engaged in his/her courses.	23	30	11	1	2	67
(h)		34%	45%	16%	1%	3%	67
	My child's teacher was engaged in the courses.	32	29	5	1	0	67
(i)		48%	43%	7%	1%	0%	67

Lamar Consolidated ISD
2020-2021 Campus Climate Survey

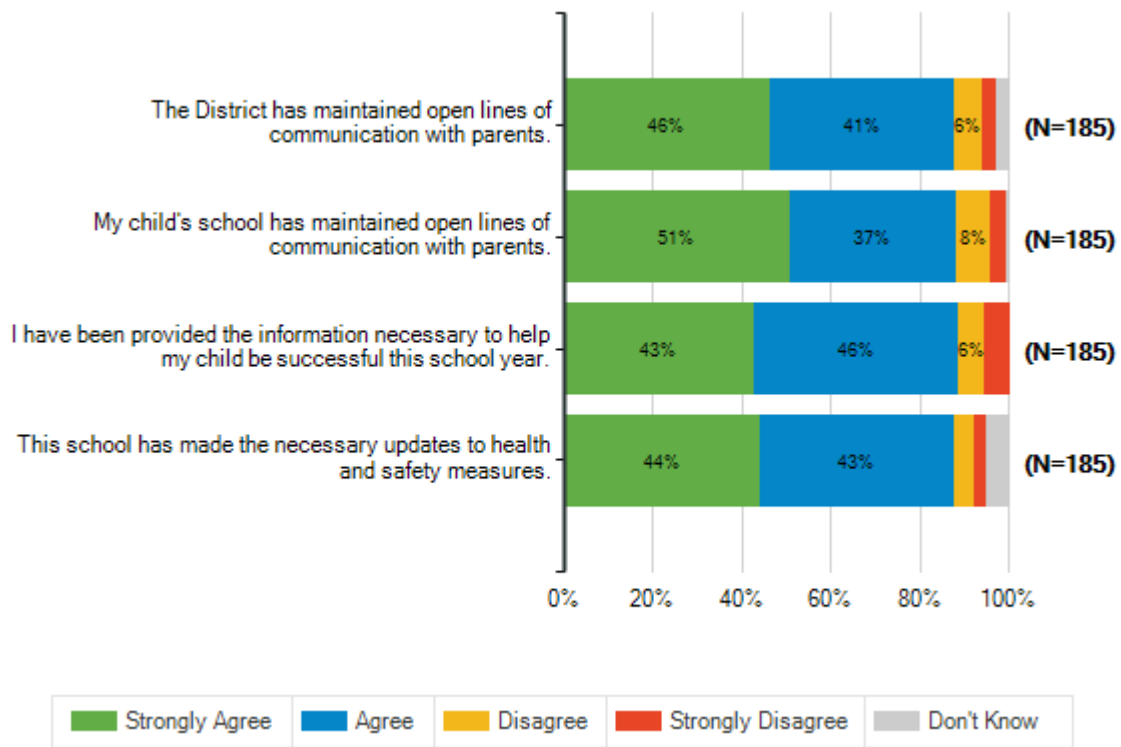


Lamar Consolidated ISD
2020-2021 Campus Climate Survey

Below are statements about the management of the COVID-19 pandemic. As you respond, please think about your experiences this school year.

How strongly do you agree or disagree with the following statements?

		Strongly Agree	Agree	Disagree	Strongly Disagree	Don't Know	Total Responses
	The District has maintained	86	76	12	6	5	
(a)	open lines of communication with parents.	46%	41%	6%	3%	3%	185
	My child's school has	94	69	14	7	1	
(b)	maintained open lines of communication with parents.	51%	37%	8%	4%	1%	185
	I have been provided the information necessary to help	79	85	11	10	0	
(c)	my child be successful this school year.	43%	46%	6%	5%	0%	185
	This school has made the	82	80	9	5	9	
(d)	necessary updates to health and safety measures.	44%	43%	5%	3%	5%	185



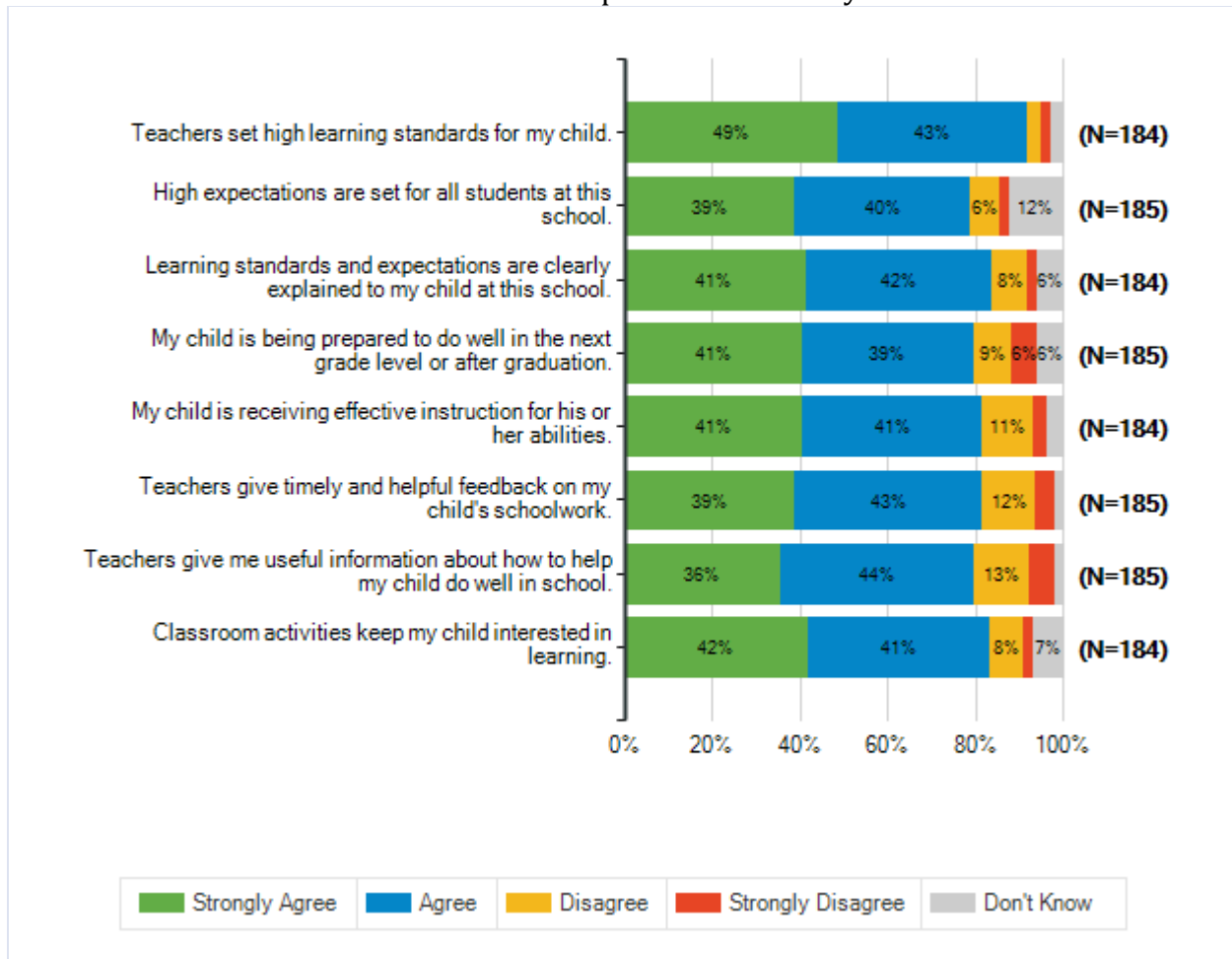
Lamar Consolidated ISD
2020-2021 Campus Climate Survey

Below are statements about the quality of education your child receives at this school. As you respond, please think about your experiences this school year.

How strongly do you agree or disagree with each of the following statements?

		Strongly Agree	Agree	Disagree	Strongly Disagree	Don't Know	Total Responses
(a)	Teachers set high learning standards for my child.	90 49%	79 43%	6 3%	4 2%	5 3%	184
(b)	High expectations are set for all students at this school.	72 39%	74 40%	12 6%	4 2%	23 12%	185
(c)	Learning standards and expectations are clearly explained to my child at this school.	76 41%	78 42%	15 8%	4 2%	11 6%	184
(d)	My child is being prepared to do well in the next grade level or after graduation.	75 41%	72 39%	16 9%	11 6%	11 6%	185
(e)	My child is receiving effective instruction for his or her abilities.	75 41%	75 41%	21 11%	6 3%	7 4%	184
(f)	Teachers give timely and helpful feedback on my child's schoolwork.	72 39%	79 43%	22 12%	8 4%	4 2%	185
(g)	Teachers give me useful information about how to help my child do well in school.	66 36%	81 44%	24 13%	10 5%	4 2%	185
(h)	Classroom activities keep my child interested in learning.	77 42%	76 41%	14 8%	4 2%	13 7%	184

Lamar Consolidated ISD
2020-2021 Campus Climate Survey

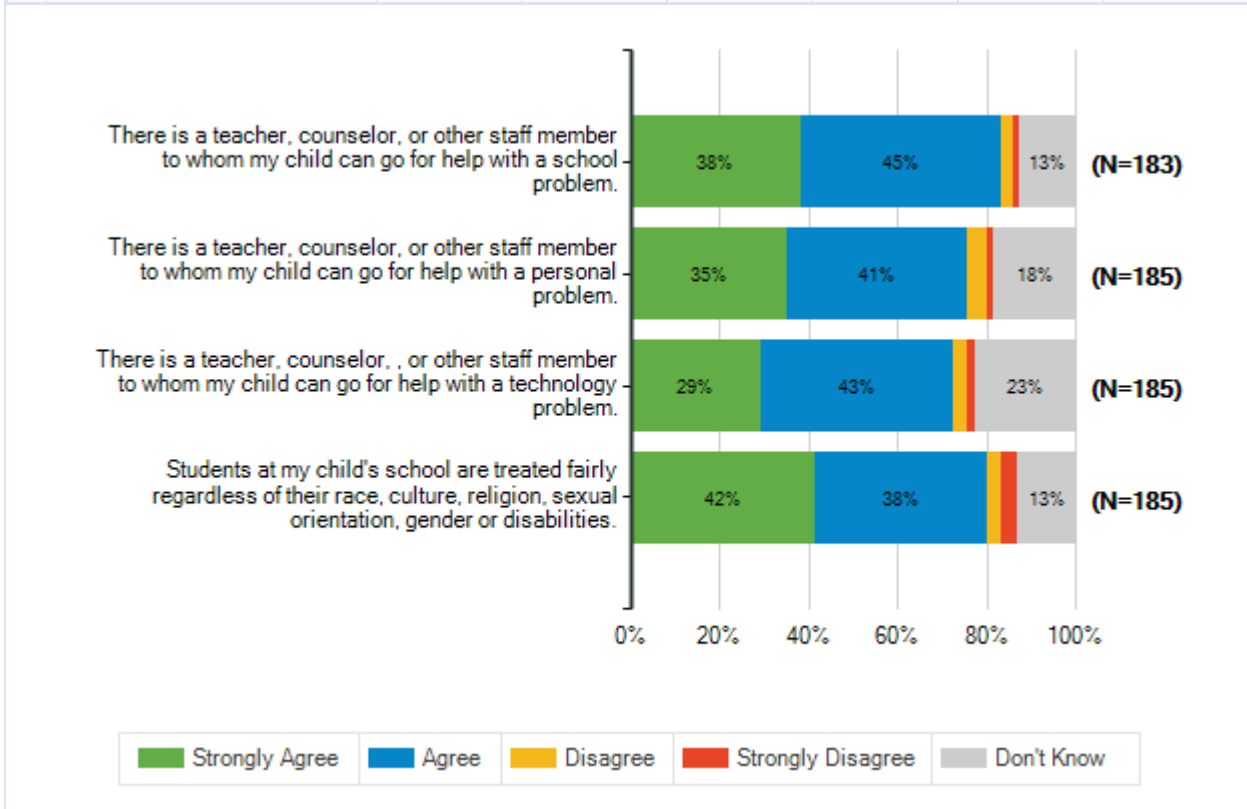


Lamar Consolidated ISD
2020-2021 Campus Climate Survey

Below are statements about the support students receive at school. As you respond, please think about your experiences this school year.

How strongly do you agree or disagree with each of the following statements?

		Strongly Agree	Agree	Disagree	Strongly Disagree	Don't Know	Total Responses
(a)	There is a teacher, counselor, or other staff member to whom my child can go for help with a school problem.	70 38%	82 45%	5 3%	3 2%	23 13%	183
(b)	There is a teacher, counselor, or other staff member to whom my child can go for help with a personal problem.	65 35%	75 41%	8 4%	3 2%	34 18%	185
(c)	There is a teacher, counselor, , or other staff member to whom my child can go for help with a technology problem.	54 29%	80 43%	6 3%	3 2%	42 23%	185
(d)	Students at my child's school are treated fairly regardless of their race, culture, religion, sexual orientation, gender or disabilities.	77 42%	71 38%	6 3%	7 4%	24 13%	185

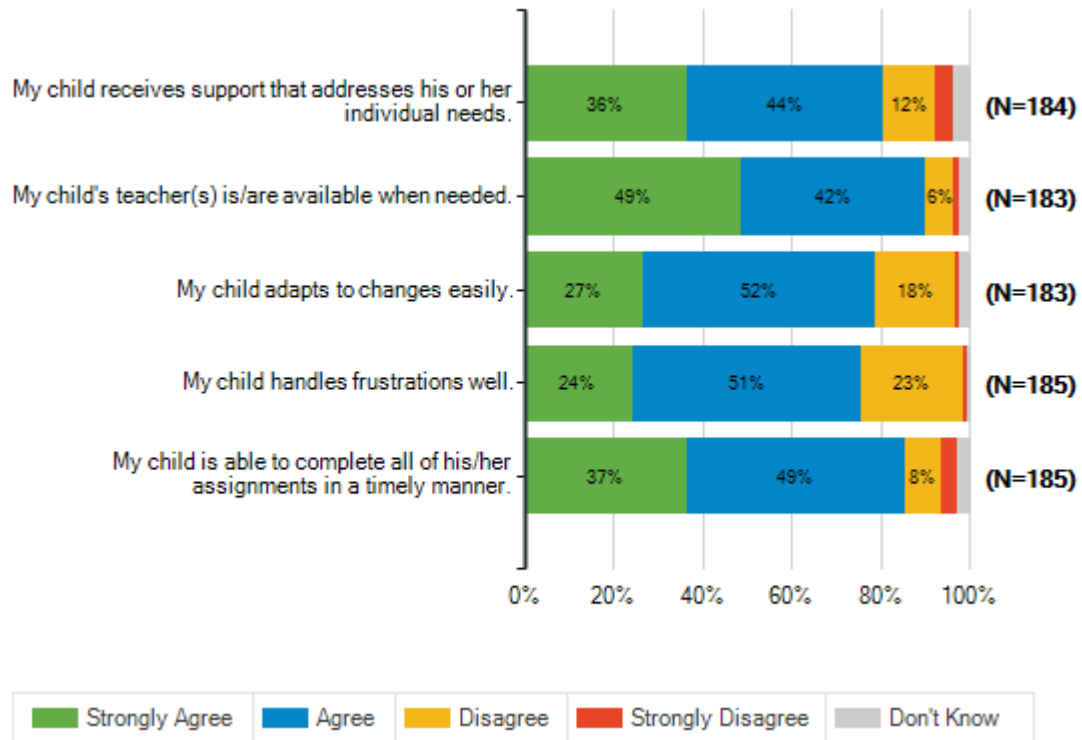


Lamar Consolidated ISD
2020-2021 Campus Climate Survey

Below are statements about the support students receive at school. As you respond, please think about your experiences this school year.

How strongly do you agree or disagree with each of the following statements?

		Strongly Agree	Agree	Disagree	Strongly Disagree	Don't Know	Total Responses
	My child receives support that	67	81	22	7	7	
(a)	addresses his or her individual needs.	36%	44%	12%	4%	4%	184
	My child's teacher(s) is/are	89	76	11	3	4	
(b)	available when needed.	49%	42%	6%	2%	2%	183
	My child adapts to changes	49	95	33	2	4	
(c)	easily.	27%	52%	18%	1%	2%	183
	My child handles frustrations	45	95	42	2	1	
(d)	well.	24%	51%	23%	1%	1%	185
	My child is able to complete	68	90	15	7	5	
(e)	all of his/her assignments in a timely manner.	37%	49%	8%	4%	3%	185

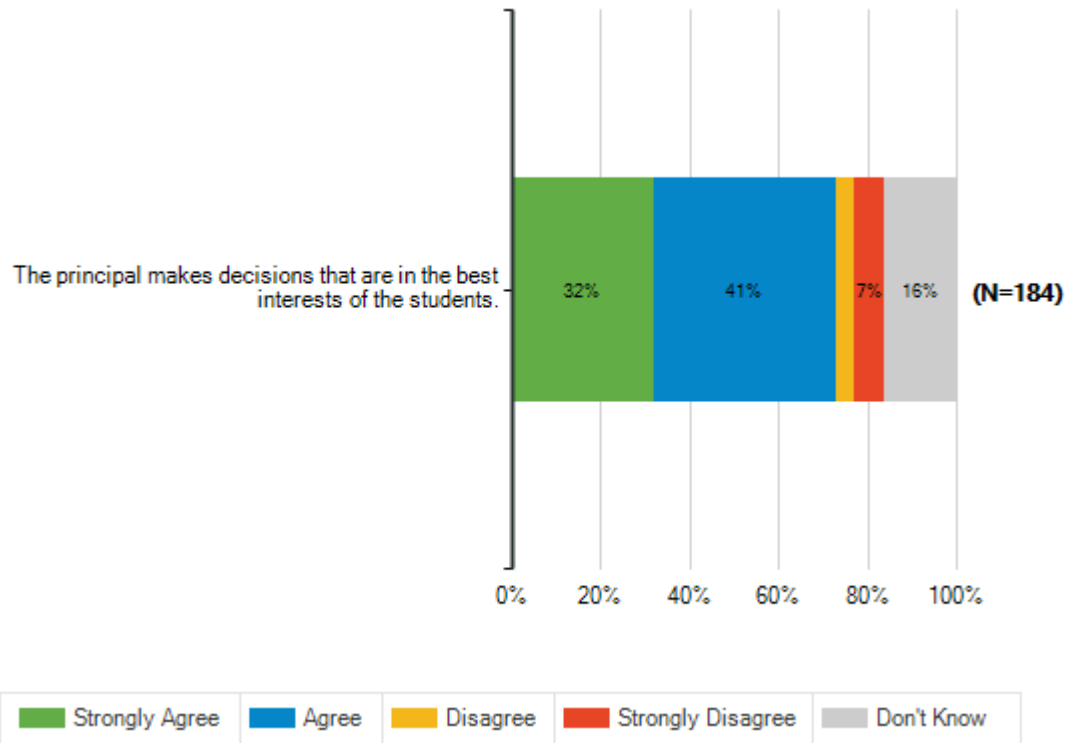


Lamar Consolidated ISD
2020-2021 Campus Climate Survey

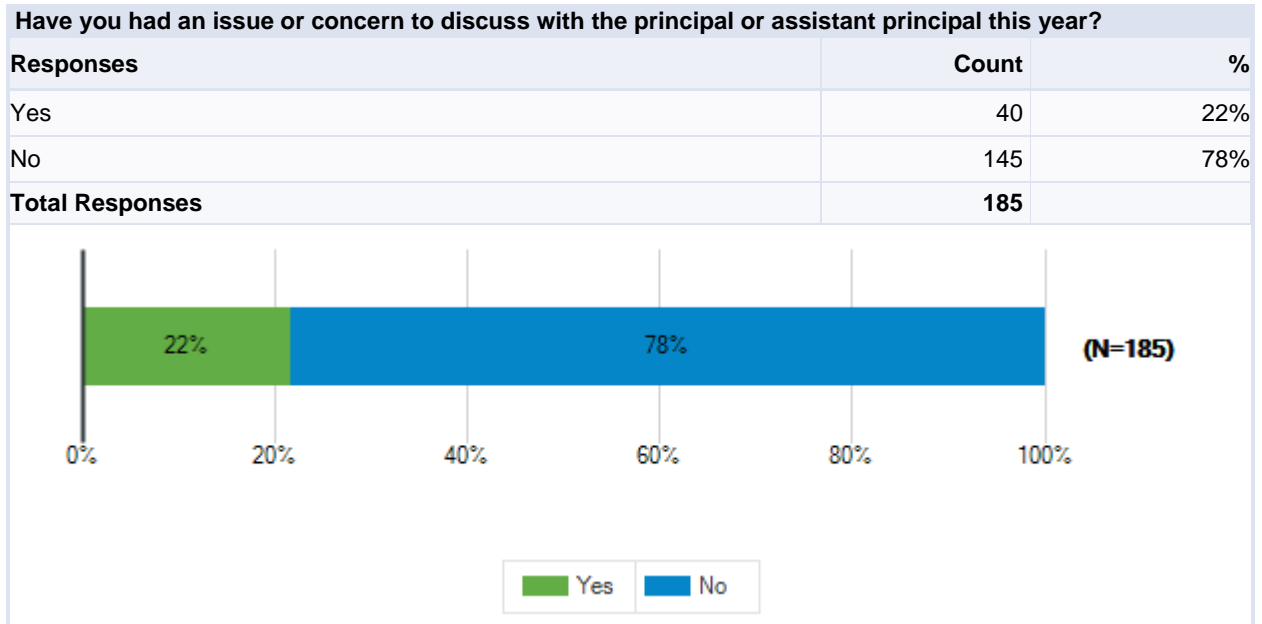
Below are statements related to the principal and assistant principals. As you respond, please think about your experiences this school year.

How strongly do you agree or disagree with each of the following statements?

	Strongly Agree	Agree	Disagree	Strongly Disagree	Don't Know	Total Responses
The principal makes	59	75	8	12	30	
(a) decisions that are in the best interests of the students.	32%	41%	4%	7%	16%	184

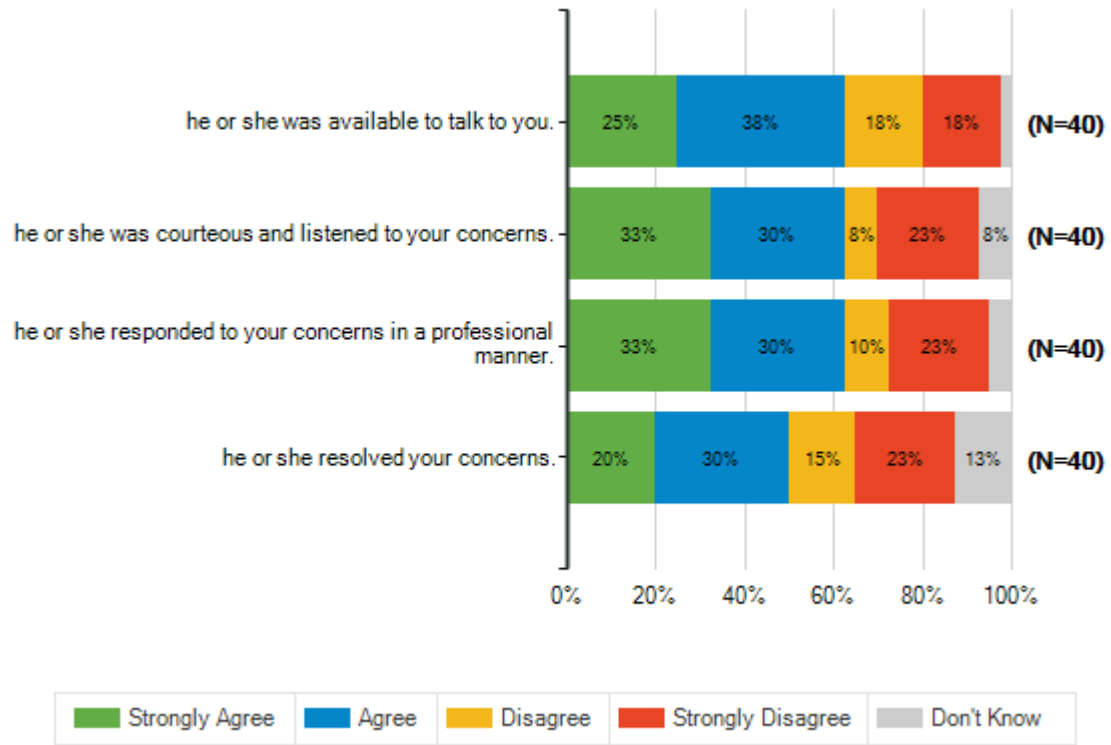


Lamar Consolidated ISD
2020-2021 Campus Climate Survey



Lamar Consolidated ISD
2020-2021 Campus Climate Survey

When you have had an issue or concern to discuss with a school administrator . . .							
		Strongly Agree	Agree	Disagree	Strongly Disagree	Don't Know	Total Responses
(a)	he or she was available to talk to you.	10	15	7	7	1	40
		25%	38%	18%	18%	3%	
(b)	he or she was courteous and listened to your concerns.	13	12	3	9	3	40
		33%	30%	8%	23%	8%	
(c)	he or she responded to your concerns in a professional manner.	13	12	4	9	2	40
		33%	30%	10%	23%	5%	
(d)	he or she resolved your concerns.	8	12	6	9	5	40
		20%	30%	15%	23%	13%	



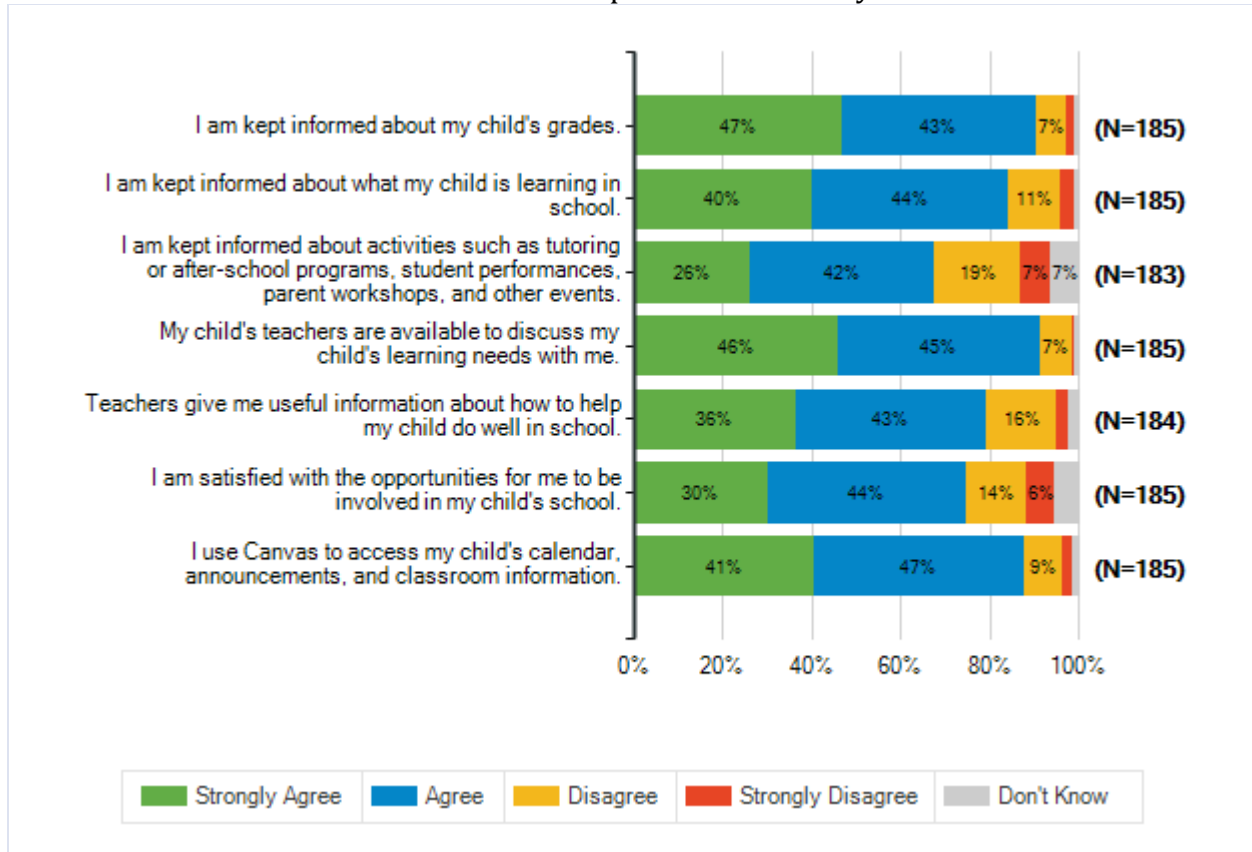
Lamar Consolidated ISD
2020-2021 Campus Climate Survey

Below are statements about the relationship between you and your child's school. As you respond, please think about your experiences this school year.

How strongly do you agree or disagree with each of the following statements?

		Strongly Agree	Agree	Disagree	Strongly Disagree	Don't Know	Total Responses
(a)	I am kept informed about my child's grades.	87	80	13	3	2	185
		47%	43%	7%	2%	1%	
(b)	I am kept informed about what my child is learning in school.	74	82	21	6	2	185
		40%	44%	11%	3%	1%	
(c)	I am kept informed about activities such as tutoring or after-school programs, student performances, parent workshops, and other events.	48	76	35	12	12	183
		26%	42%	19%	7%	7%	
(d)	My child's teachers are available to discuss my child's learning needs with me.	85	84	13	1	2	185
		46%	45%	7%	1%	1%	
(e)	Teachers give me useful information about how to help my child do well in school.	67	79	29	5	4	184
		36%	43%	16%	3%	2%	
(f)	I am satisfied with the opportunities for me to be involved in my child's school.	56	82	25	12	10	185
		30%	44%	14%	6%	5%	
(g)	I use Canvas to access my child's calendar, announcements, and classroom information.	75	87	16	4	3	185
		41%	47%	9%	2%	2%	

Lamar Consolidated ISD
2020-2021 Campus Climate Survey

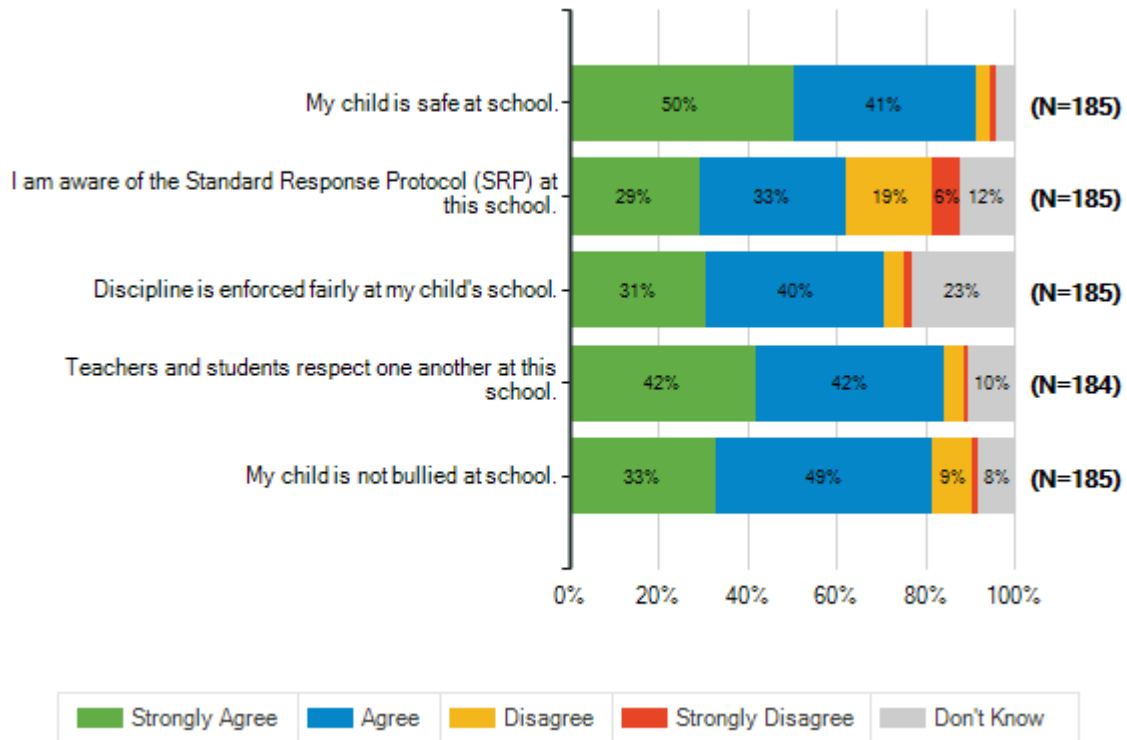


Lamar Consolidated ISD
2020-2021 Campus Climate Survey

Below are statements related to safety and behavior. As you respond, please think about your experiences this school year.

How strongly do you agree or disagree with each of the following statements?

	Strongly Agree	Agree	Disagree	Strongly Disagree	Don't Know	Total Responses
	93	76	6	2	8	
(a) My child is safe at school.	50%	41%	3%	1%	4%	185
I am aware of the Standard Response Protocol (SRP) at this school.	54	61	36	11	23	
(b) Response Protocol (SRP) at this school.	29%	33%	19%	6%	12%	185
Discipline is enforced fairly at my child's school.	57	74	8	3	43	
(c) Discipline is enforced fairly at my child's school.	31%	40%	4%	2%	23%	185
Teachers and students	77	78	8	2	19	
(d) respect one another at this school.	42%	42%	4%	1%	10%	184
My child is not bullied at school.	61	90	16	3	15	
(e) My child is not bullied at school.	33%	49%	9%	2%	8%	185

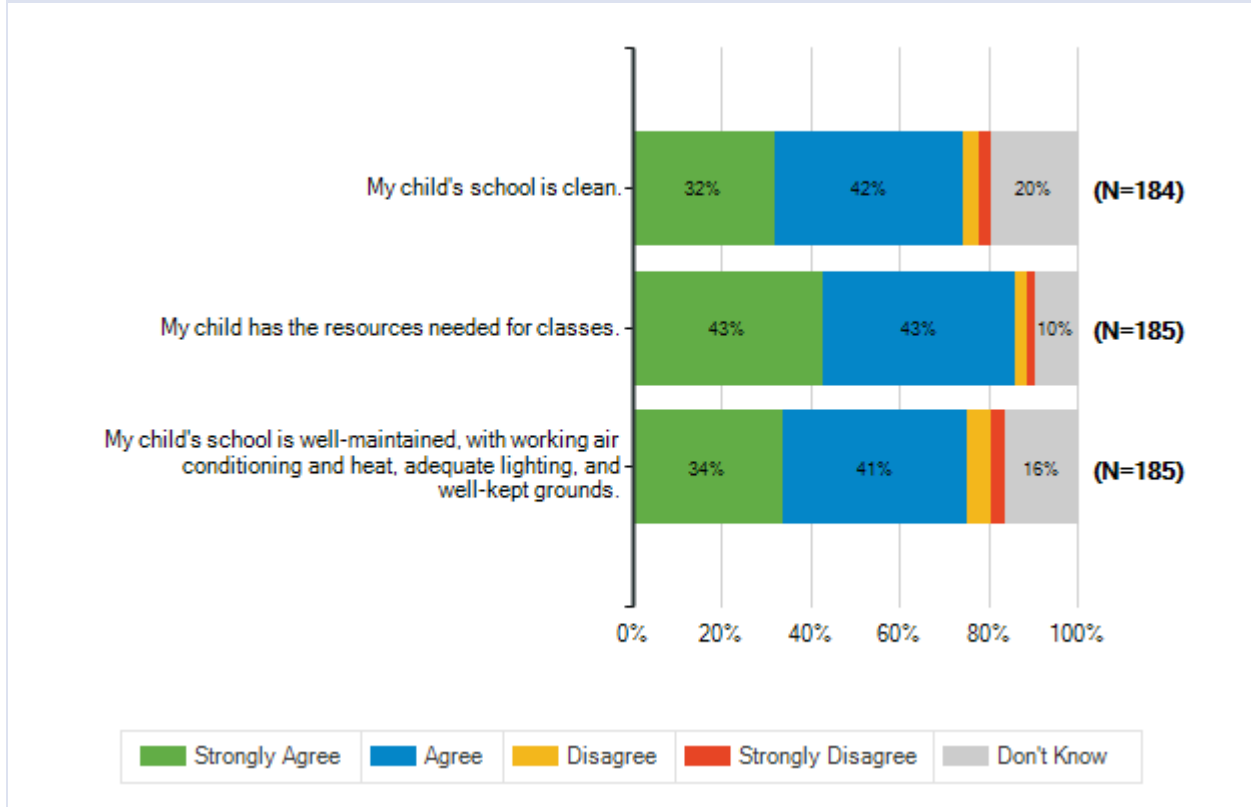


Lamar Consolidated ISD
2020-2021 Campus Climate Survey

Below are statements related to how the school is managed. As you respond, please think about your experiences this school year.

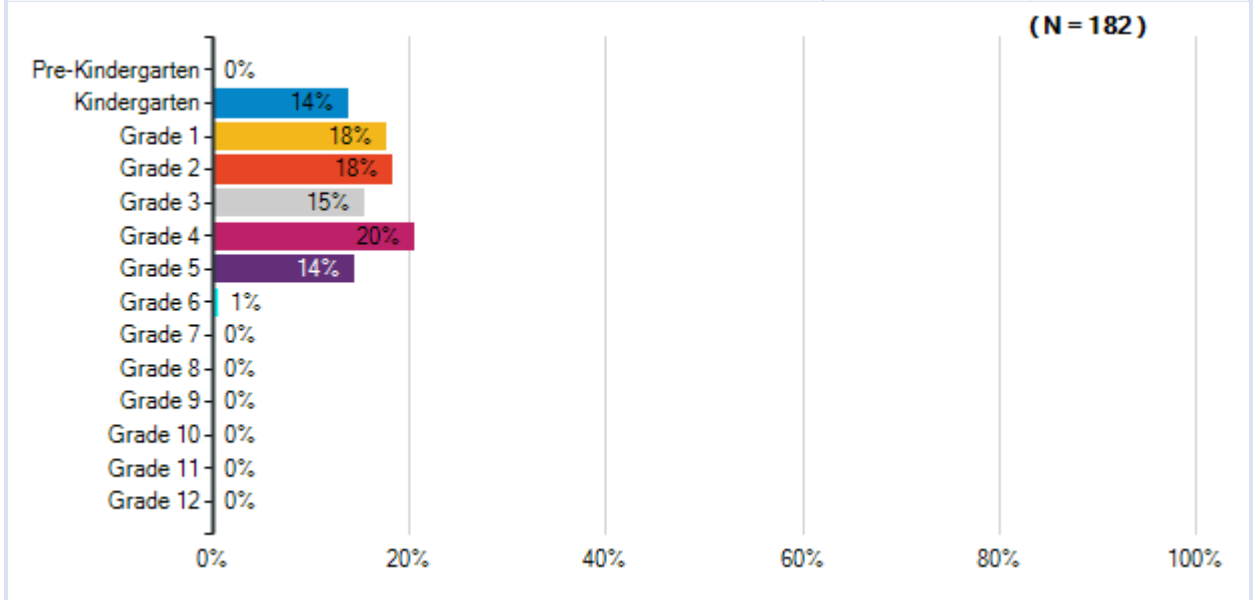
How strongly do you agree or disagree with each of the following statements?

	Strongly Agree	Agree	Disagree	Strongly Disagree	Don't Know	Total Responses
(a) My child's school is clean.	59	78	6	5	36	184
(b) My child has the resources needed for classes.	79	80	5	3	18	185
(c) My child's school is well-maintained, with working air conditioning and heat, adequate lighting, and well-kept grounds.	63	76	10	6	30	185



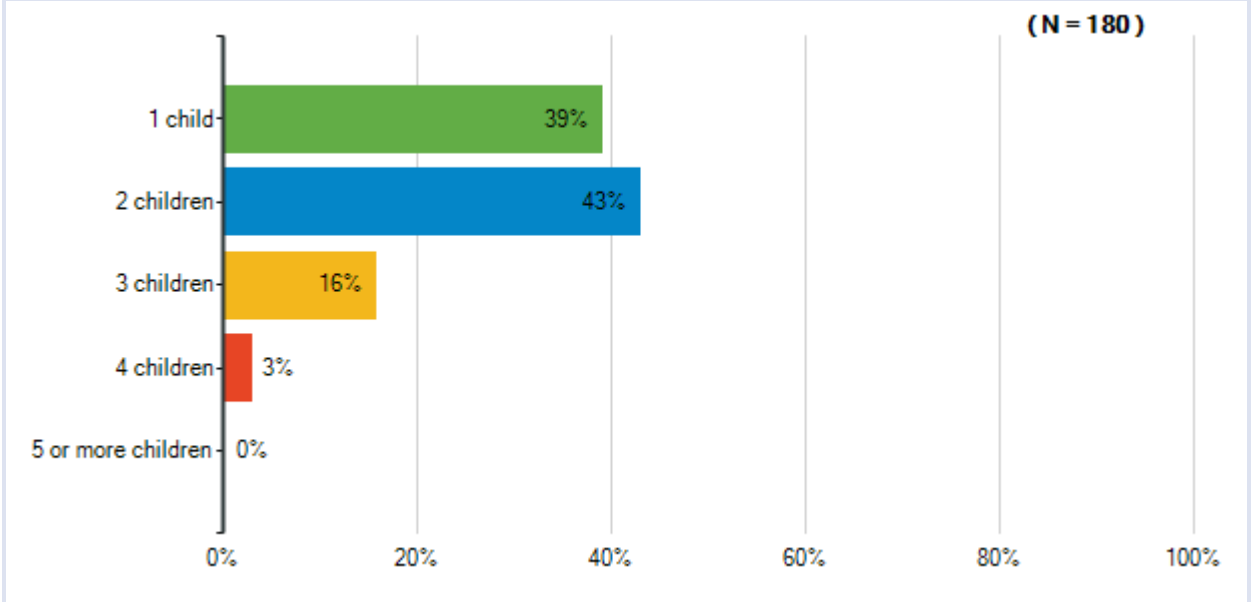
Lamar Consolidated ISD
2020-2021 Campus Climate Survey

What grade is your child enrolled in at this school?		
Responses	Count	%
Pre-Kindergarten	0	0%
Kindergarten	25	14%
Grade 1	32	18%
Grade 2	33	18%
Grade 3	28	15%
Grade 4	37	20%
Grade 5	26	14%
Grade 6	1	1%
Grade 7	0	0%
Grade 8	0	0%
Grade 9	0	0%
Grade 10	0	0%
Grade 11	0	0%
Grade 12	0	0%
Total Responses	182	



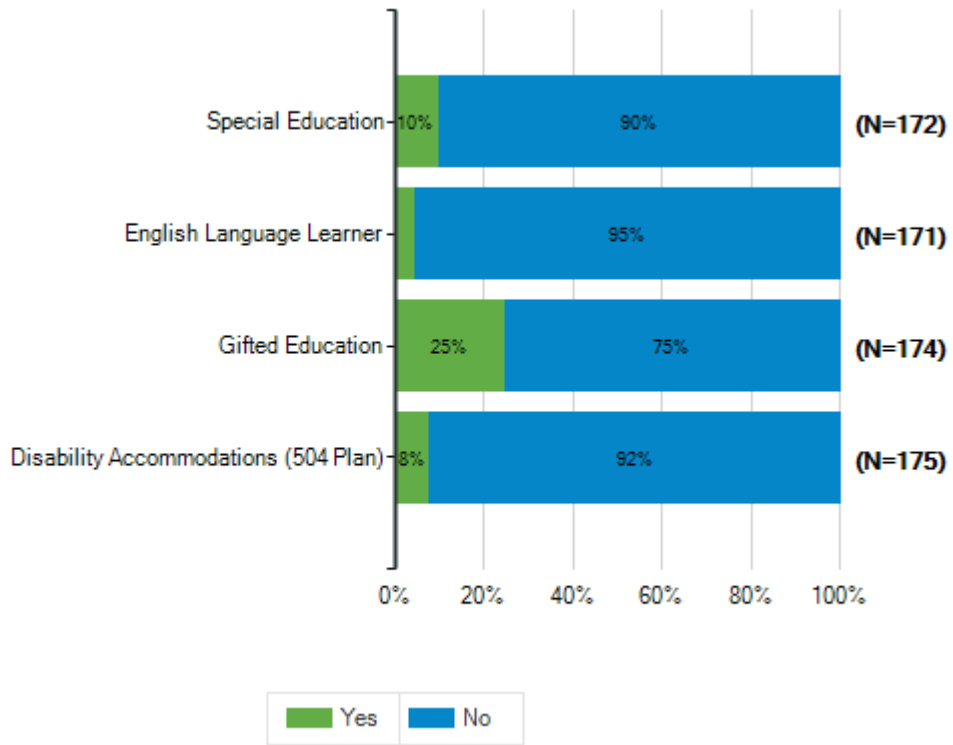
Lamar Consolidated ISD
2020-2021 Campus Climate Survey

How many of your children attend a district school?		
Responses	Count	%
1 child	70	39%
2 children	77	43%
3 children	28	16%
4 children	5	3%
5 or more children	0	0%
Total Responses	180	



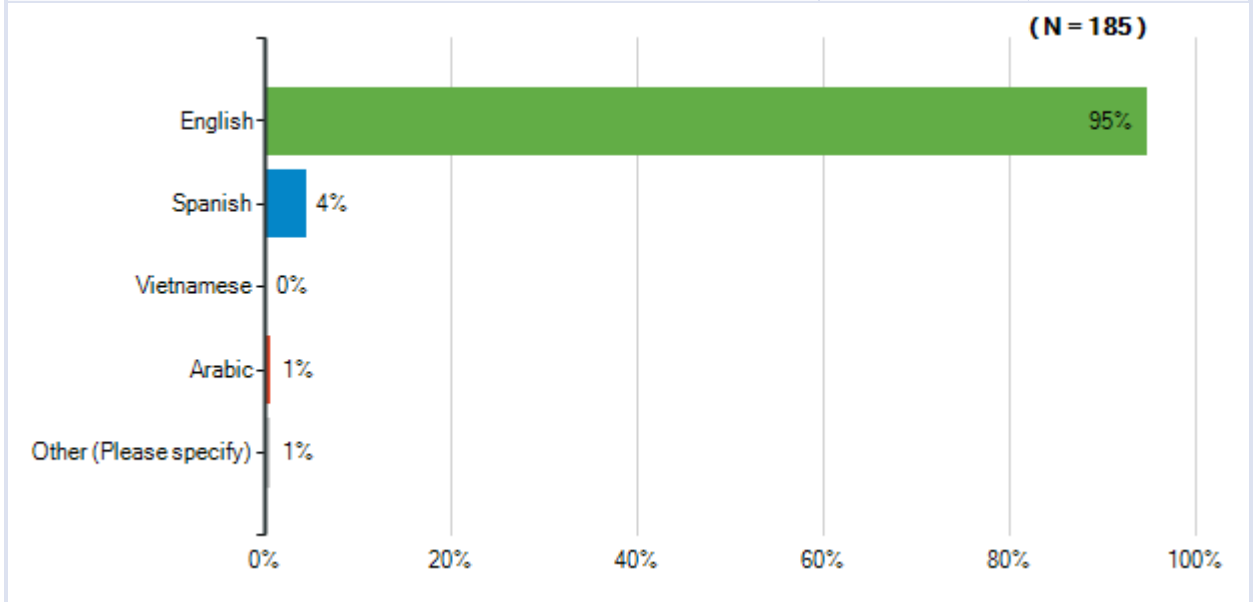
Lamar Consolidated ISD
2020-2021 Campus Climate Survey

Does your child receive any of the following services at this school?				
		Yes	No	Total Responses
(a) Special Education		17	155	172
		10%	90%	
(b) English Language Learner		8	163	171
		5%	95%	
(c) Gifted Education		43	131	174
		25%	75%	
(d) Disability Accommodations (504 Plan)		14	161	175
		8%	92%	



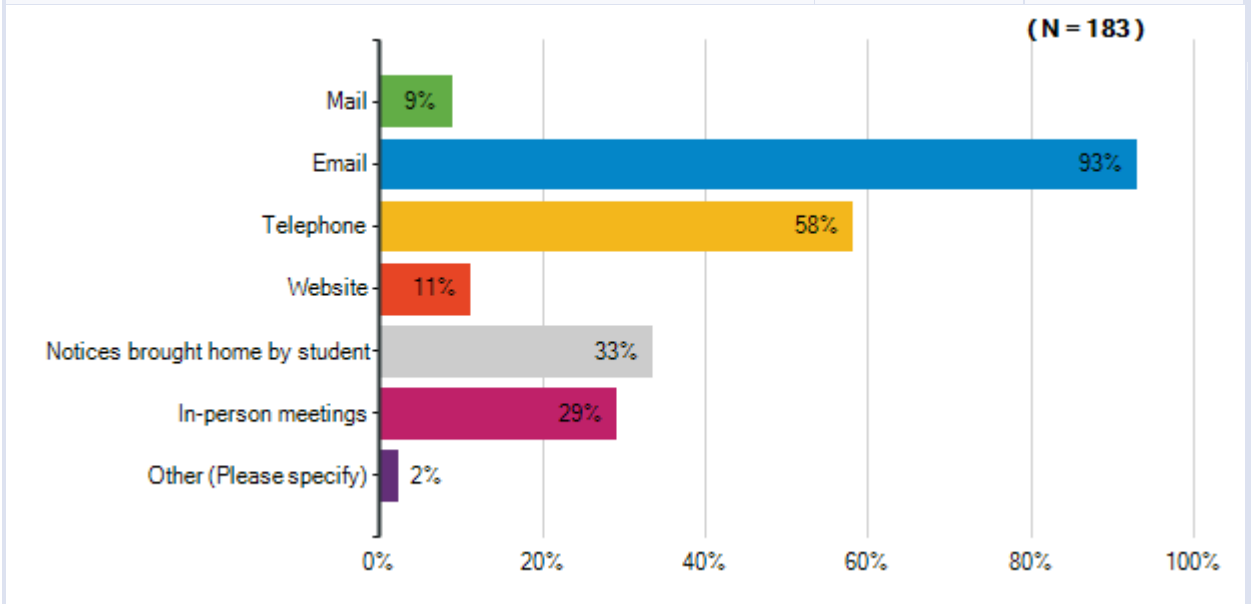
Lamar Consolidated ISD
2020-2021 Campus Climate Survey

What language do you speak most often at home?		
Responses	Count	%
English	175	95%
Spanish	8	4%
Vietnamese	0	0%
Arabic	1	1%
Other (Please specify)	1	1%
Total Responses	185	



Lamar Consolidated ISD
2020-2021 Campus Climate Survey

What are the best ways for the school to communicate with you about your child's education?		
Responses	Count	%
Mail	16	9%
Email	170	93%
Telephone	106	58%
Website	20	11%
Notices brought home by student	61	33%
In-person meetings	53	29%
Other (Please specify)	4	2%
Total Unique Responses	183	
Total Responses	430	



Note: Multiple answers per participant possible. Percentages added may exceed 100 since a participant may select more than one answer for this question.

Lamar Consolidated ISD
2020-2021 Campus Climate Survey

How did you learn about this survey?		
Responses	Count	%
Email	173	94%
District All-Call system (Skylert)	2	1%
District website	2	1%
Facebook	4	2%
Twitter	0	0%
Notice brought home by student	0	0%
From another parent	0	0%
From a District employee	1	1%
Local news media (TV, radio, newspaper, website)	0	0%
Other (Please specify)	2	1%
Total Responses	184	

