

# Campus Climate Survey

2020-2021 Survey Results - Parents

## McNeill Elementary

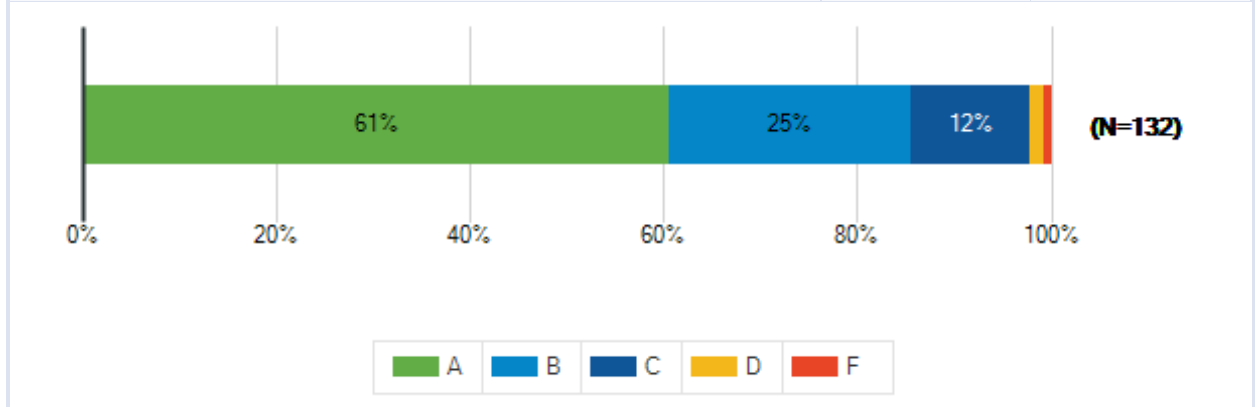
Lamar Consolidated ISD  
November 30 - December 20, 2020



Lamar Consolidated ISD  
2020-2021 Campus Climate Survey

Students receive grades of A, B, C, D or F to report the quality of their work. What grade would you give the overall quality of your child's school? On this scale, A represents outstanding, C is average and F is failing.

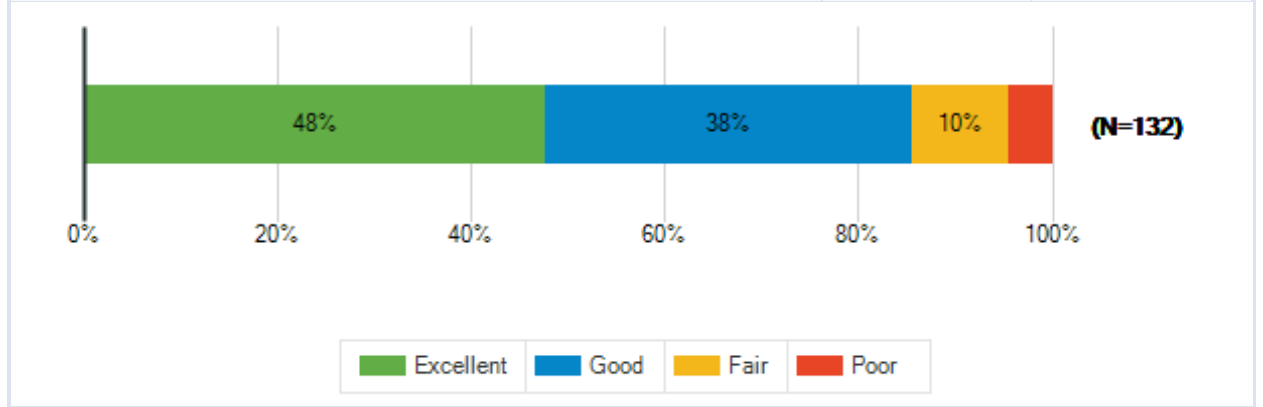
Responses	Count	%
A	80	61%
B	33	25%
C	16	12%
D	2	2%
F	1	1%
<b>Total Responses</b>	<b>132</b>	



Lamar Consolidated ISD  
2020-2021 Campus Climate Survey

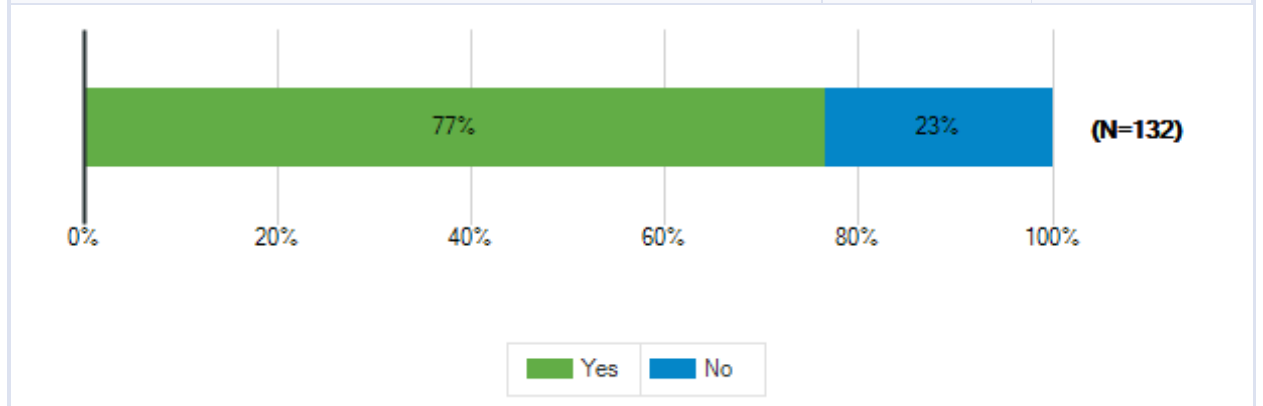
Overall, how would you rate how Lamar CISD handled the COVID-19 pandemic for the 2020-2021 school year?

Responses	Count	%
Excellent	63	48%
Good	50	38%
Fair	13	10%
Poor	6	5%
<b>Total Responses</b>	<b>132</b>	



Has your child participated in virtual learning during the 2020-2021 school year?

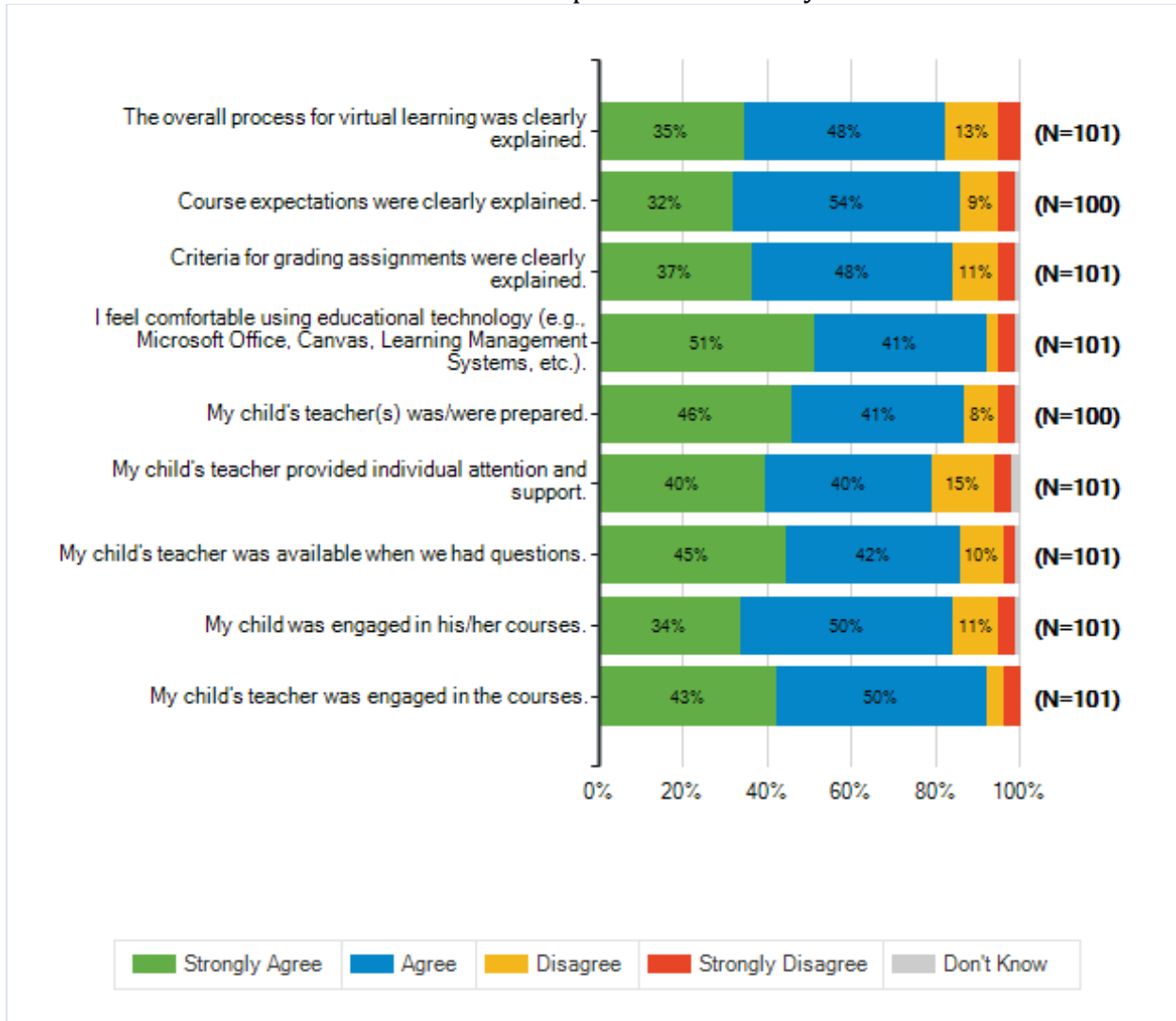
Responses	Count	%
Yes	101	77%
No	31	23%
<b>Total Responses</b>	<b>132</b>	



Lamar Consolidated ISD  
2020-2021 Campus Climate Survey

<b>Overall Preparation for Virtual Learning</b>							
<b>How strongly do you agree or disagree with the following statements?</b>							
		<b>Strongly Agree</b>	<b>Agree</b>	<b>Disagree</b>	<b>Strongly Disagree</b>	<b>Don't Know</b>	<b>Total Responses</b>
	The overall process for virtual learning was clearly explained.	35	48	13	5	0	101
(a)		35%	48%	13%	5%	0%	101
	Course expectations were clearly explained.	32	54	9	4	1	100
(b)		32%	54%	9%	4%	1%	100
	Criteria for grading assignments were clearly explained.	37	48	11	4	1	101
(c)		37%	48%	11%	4%	1%	101
	I feel comfortable using educational technology (e.g., Microsoft Office, Canvas, Learning Management Systems, etc.).	52	41	3	4	1	101
(d)		51%	41%	3%	4%	1%	101
	My child's teacher(s) was/were prepared.	46	41	8	4	1	100
(e)		46%	41%	8%	4%	1%	100
	My child's teacher provided individual attention and support.	40	40	15	4	2	101
(f)		40%	40%	15%	4%	2%	101
	My child's teacher was available when we had questions.	45	42	10	3	1	101
(g)		45%	42%	10%	3%	1%	101
	My child was engaged in his/her courses.	34	51	11	4	1	101
(h)		34%	50%	11%	4%	1%	101
	My child's teacher was engaged in the courses.	43	50	4	4	0	101
(i)		43%	50%	4%	4%	0%	101

Lamar Consolidated ISD  
2020-2021 Campus Climate Survey

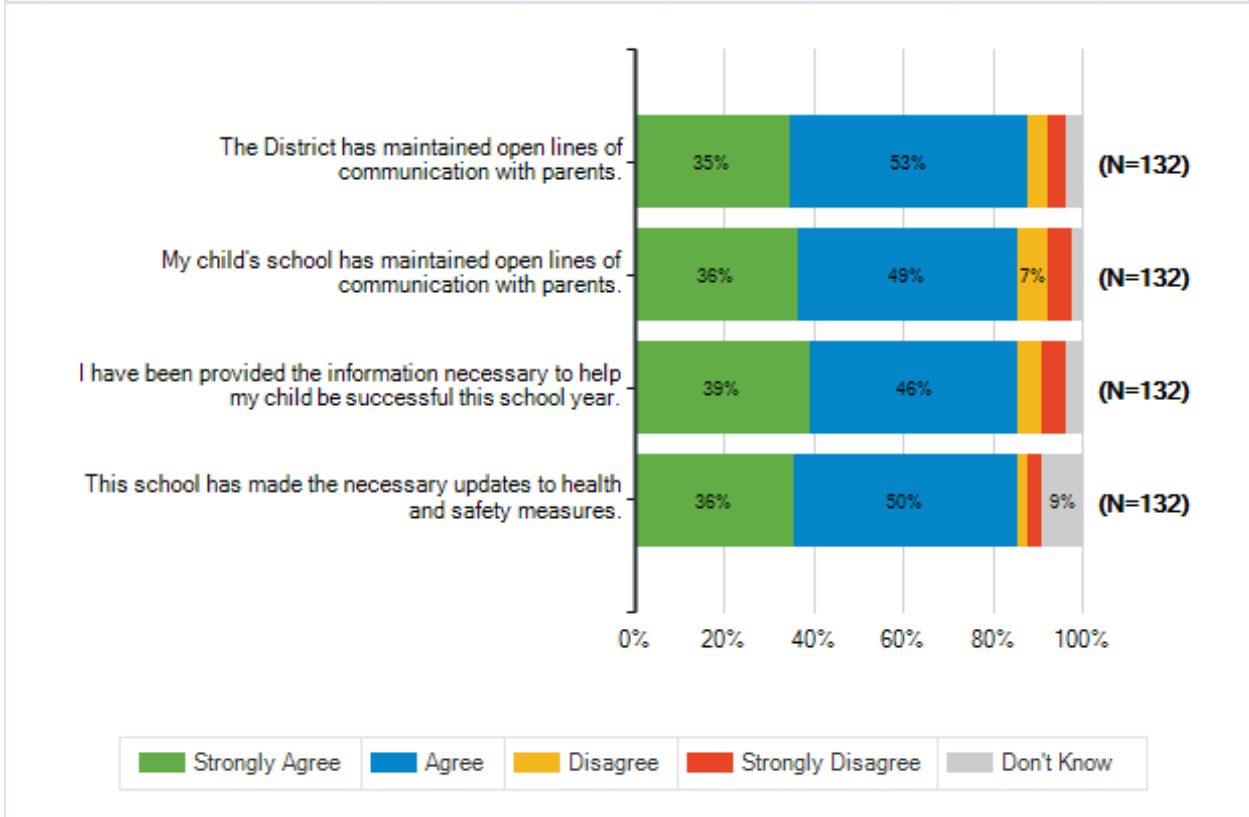


Lamar Consolidated ISD  
2020-2021 Campus Climate Survey

Below are statements about the management of the COVID-19 pandemic. As you respond, please think about your experiences this school year.

How strongly do you agree or disagree with the following statements?

		Strongly Agree	Agree	Disagree	Strongly Disagree	Don't Know	Total Responses
	The District has maintained	46	70	6	5	5	
(a)	open lines of communication with parents.	35%	53%	5%	4%	4%	132
	My child's school has	48	65	9	7	3	
(b)	maintained open lines of communication with parents.	36%	49%	7%	5%	2%	132
	I have been provided the information necessary to help	52	61	7	7	5	
(c)	my child be successful this school year.	39%	46%	5%	5%	4%	132
	This school has made the	47	66	3	4	12	
(d)	necessary updates to health and safety measures.	36%	50%	2%	3%	9%	132



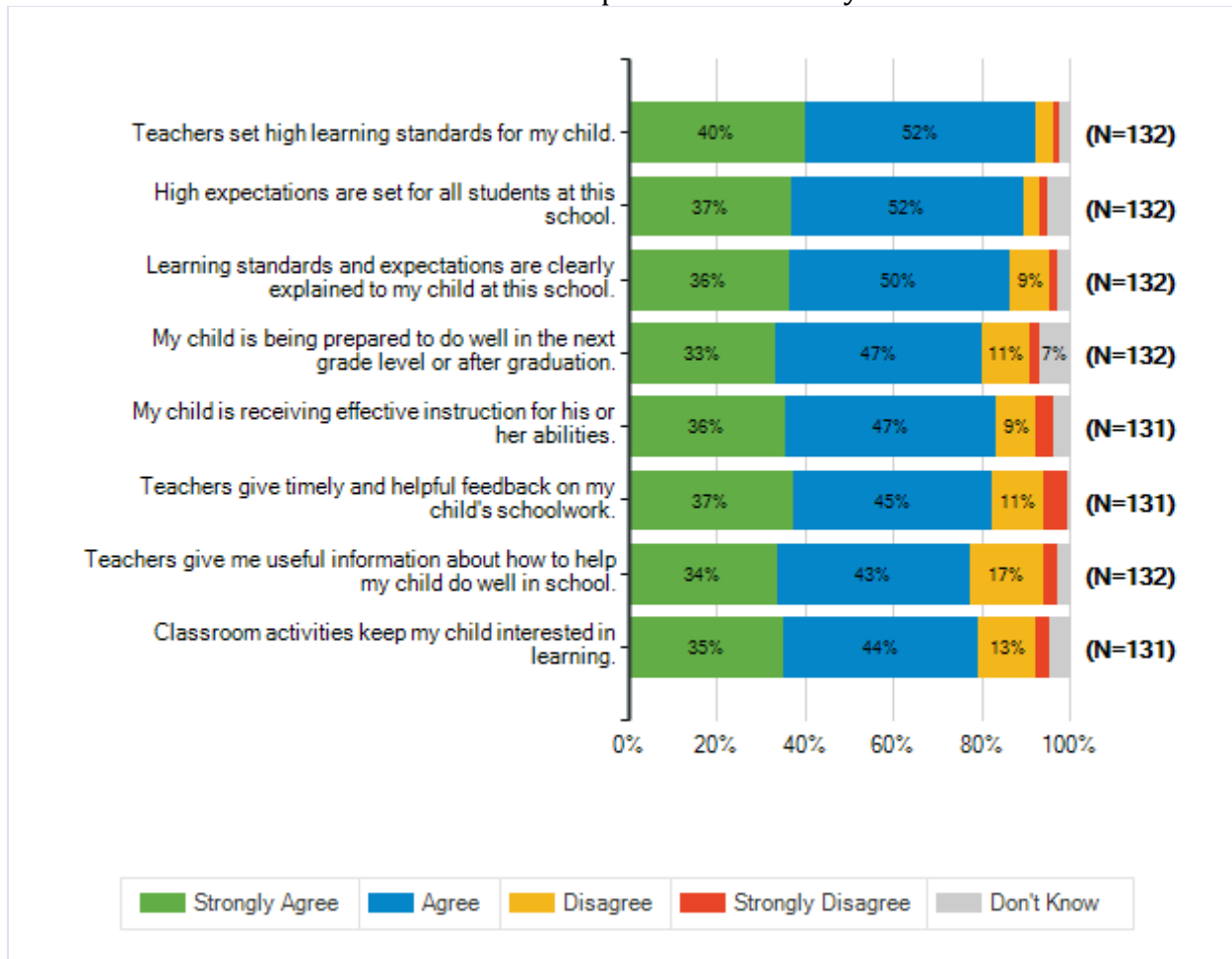
Lamar Consolidated ISD  
2020-2021 Campus Climate Survey

Below are statements about the quality of education your child receives at this school. As you respond, please think about your experiences this school year.

How strongly do you agree or disagree with each of the following statements?

		Strongly Agree	Agree	Disagree	Strongly Disagree	Don't Know	Total Responses
(a)	Teachers set high learning standards for my child.	53 40%	69 52%	5 4%	2 2%	3 2%	132
(b)	High expectations are set for all students at this school.	49 37%	69 52%	5 4%	2 2%	7 5%	132
(c)	Learning standards and expectations are clearly explained to my child at this school.	48 36%	66 50%	12 9%	2 2%	4 3%	132
(d)	My child is being prepared to do well in the next grade level or after graduation.	44 33%	62 47%	14 11%	3 2%	9 7%	132
(e)	My child is receiving effective instruction for his or her abilities.	47 36%	62 47%	12 9%	5 4%	5 4%	131
(f)	Teachers give timely and helpful feedback on my child's schoolwork.	49 37%	59 45%	15 11%	7 5%	1 1%	131
(g)	Teachers give me useful information about how to help my child do well in school.	45 34%	57 43%	22 17%	4 3%	4 3%	132
(h)	Classroom activities keep my child interested in learning.	46 35%	58 44%	17 13%	4 3%	6 5%	131

Lamar Consolidated ISD  
2020-2021 Campus Climate Survey



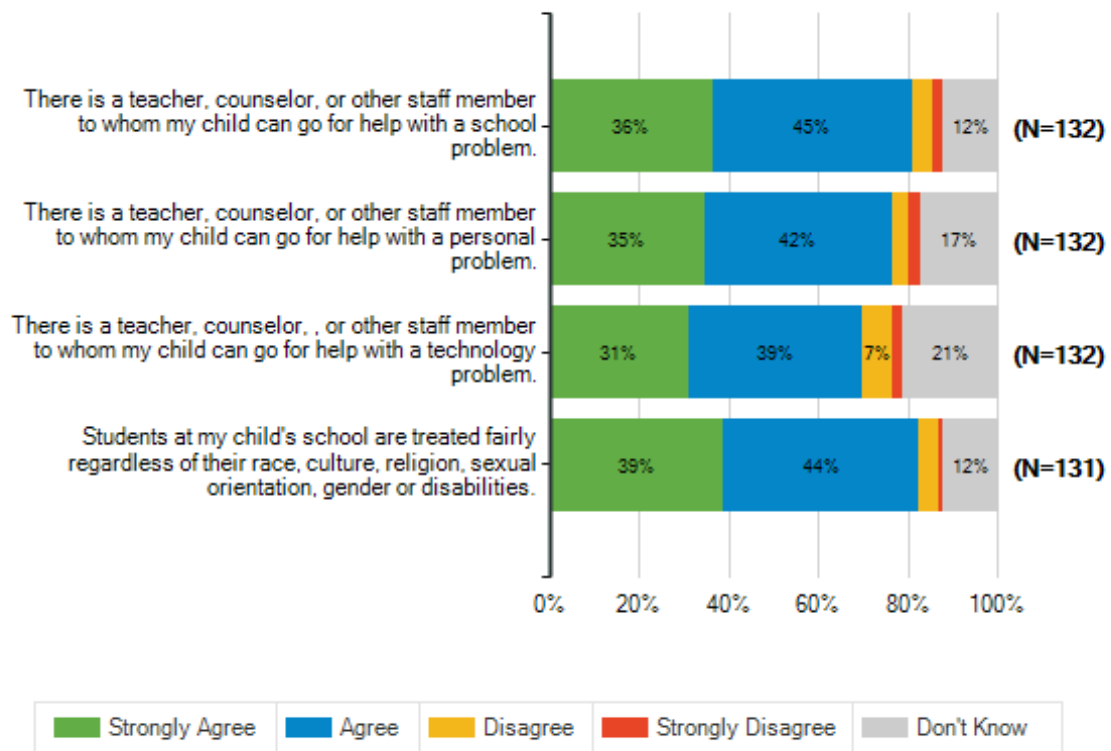


Lamar Consolidated ISD  
2020-2021 Campus Climate Survey

Below are statements about the support students receive at school. As you respond, please think about your experiences this school year.

How strongly do you agree or disagree with each of the following statements?

		Strongly Agree	Agree	Disagree	Strongly Disagree	Don't Know	Total Responses
(a)	There is a teacher, counselor, or other staff member to whom my child can go for help with a school problem.	48 36%	59 45%	6 5%	3 2%	16 12%	132
(b)	There is a teacher, counselor, or other staff member to whom my child can go for help with a personal problem.	46 35%	55 42%	5 4%	3 2%	23 17%	132
(c)	There is a teacher, counselor, , or other staff member to whom my child can go for help with a technology problem.	41 31%	51 39%	9 7%	3 2%	28 21%	132
(d)	Students at my child's school are treated fairly regardless of their race, culture, religion, sexual orientation, gender or disabilities.	51 39%	57 44%	6 5%	1 1%	16 12%	131

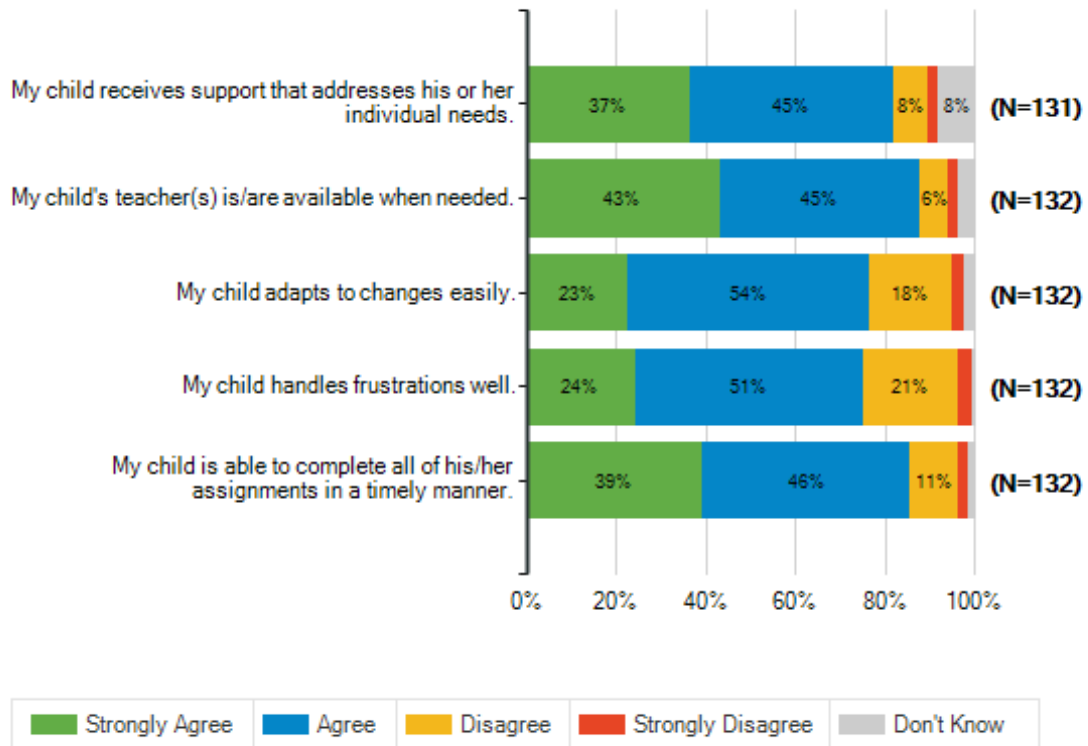


Lamar Consolidated ISD  
2020-2021 Campus Climate Survey

Below are statements about the support students receive at school. As you respond, please think about your experiences this school year.

How strongly do you agree or disagree with each of the following statements?

		Strongly Agree	Agree	Disagree	Strongly Disagree	Don't Know	Total Responses
	My child receives support that	48	59	10	3	11	
(a)	addresses his or her individual needs.	37%	45%	8%	2%	8%	131
	My child's teacher(s) is/are	57	59	8	3	5	
(b)	available when needed.	43%	45%	6%	2%	4%	132
	My child adapts to changes	30	71	24	4	3	
(c)	easily.	23%	54%	18%	3%	2%	132
	My child handles frustrations	32	67	28	4	1	
(d)	well.	24%	51%	21%	3%	1%	132
	My child is able to complete	52	61	14	3	2	
(e)	all of his/her assignments in a timely manner.	39%	46%	11%	2%	2%	132

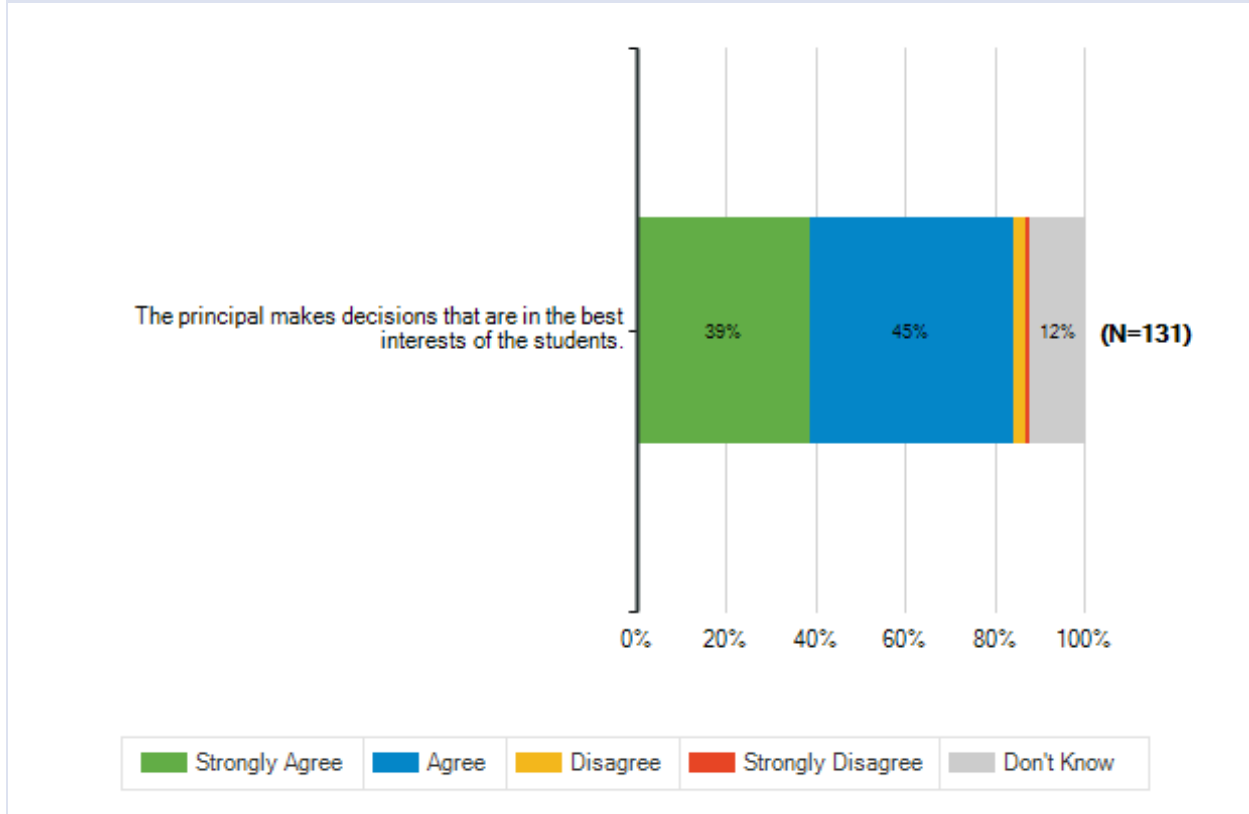


Lamar Consolidated ISD  
2020-2021 Campus Climate Survey

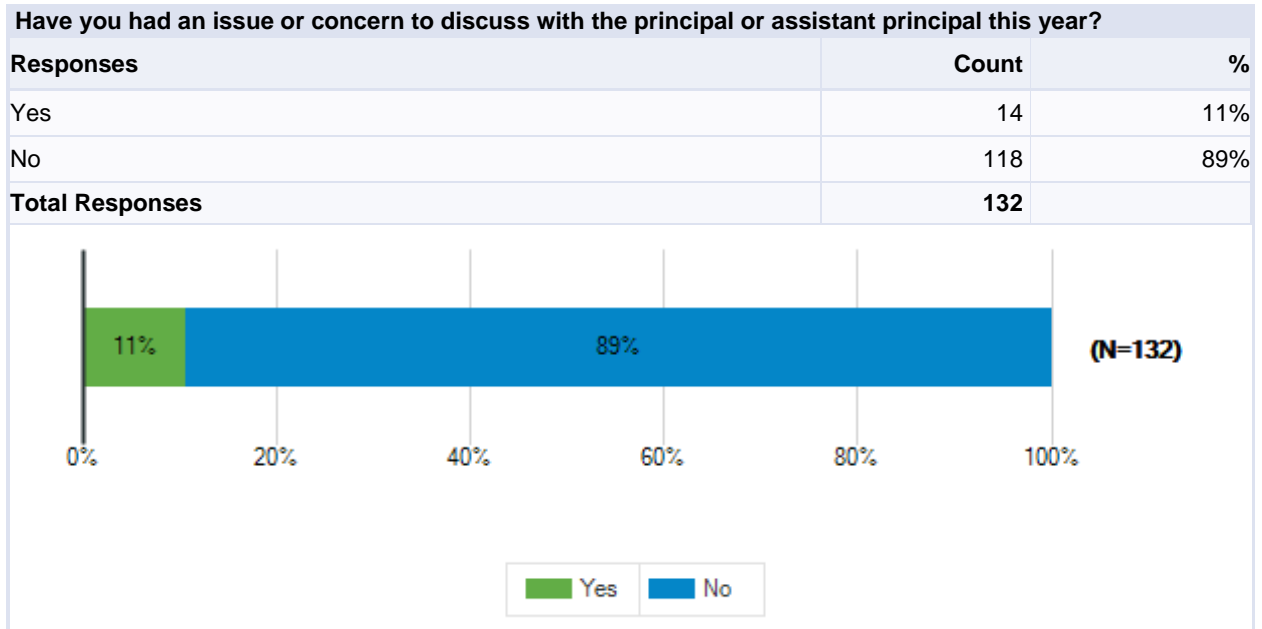
Below are statements related to the principal and assistant principals. As you respond, please think about your experiences this school year.

How strongly do you agree or disagree with each of the following statements?

	Strongly Agree	Agree	Disagree	Strongly Disagree	Don't Know	Total Responses
The principal makes	51	59	4	1	16	
(a) decisions that are in the best interests of the students.	39%	45%	3%	1%	12%	131



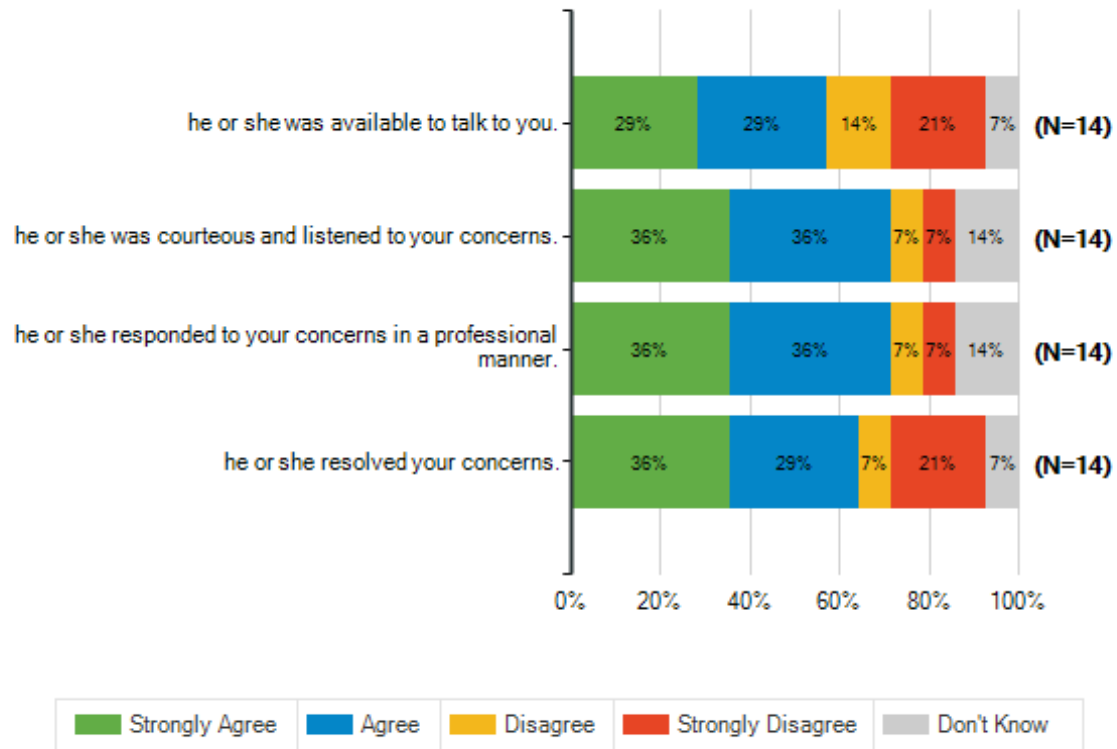
Lamar Consolidated ISD  
2020-2021 Campus Climate Survey



Lamar Consolidated ISD  
2020-2021 Campus Climate Survey

When you have had an issue or concern to discuss with a school administrator . . .

		Strongly Agree	Agree	Disagree	Strongly Disagree	Don't Know	Total Responses
(a)	he or she was available to talk to you.	4	4	2	3	1	14
		29%	29%	14%	21%	7%	
(b)	he or she was courteous and listened to your concerns.	5	5	1	1	2	14
		36%	36%	7%	7%	14%	
(c)	he or she responded to your concerns in a professional manner.	5	5	1	1	2	14
		36%	36%	7%	7%	14%	
(d)	he or she resolved your concerns.	5	4	1	3	1	14
		36%	29%	7%	21%	7%	

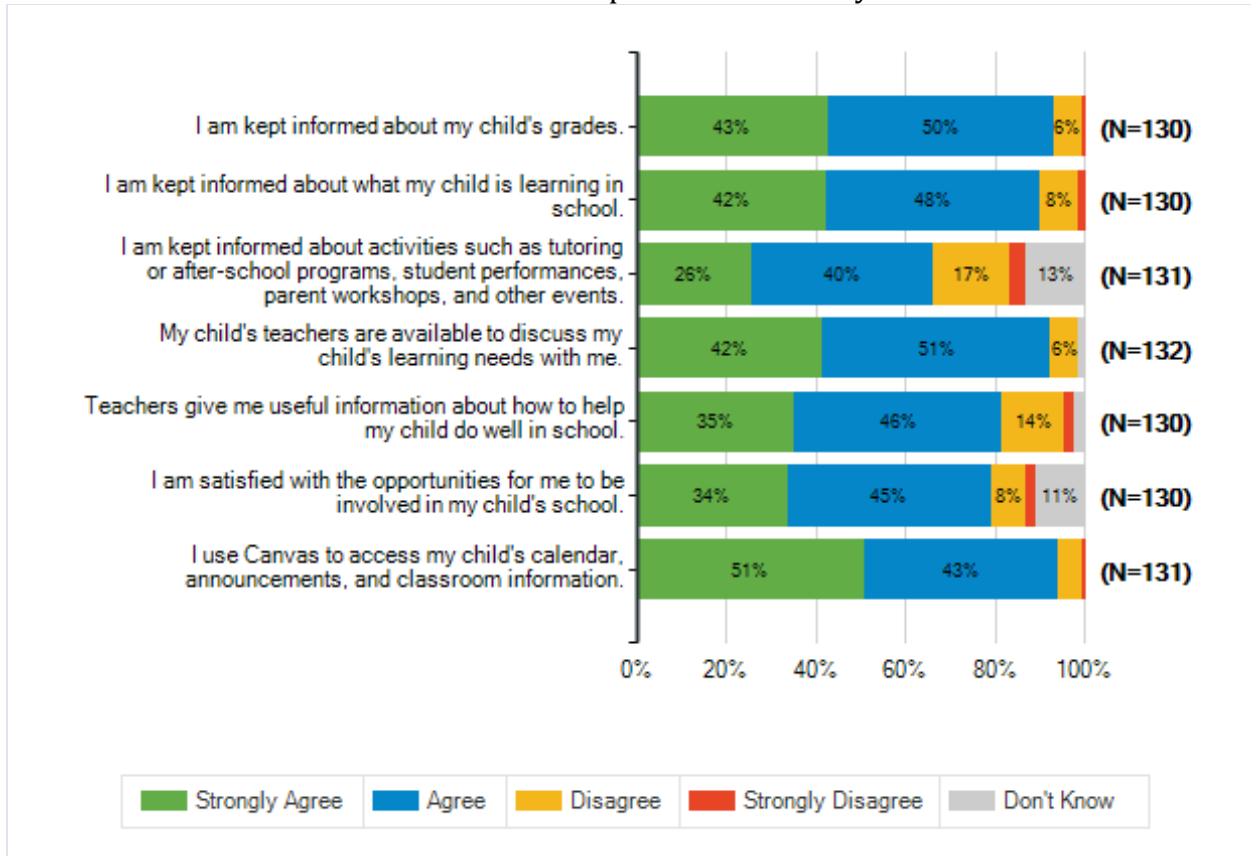


Lamar Consolidated ISD  
2020-2021 Campus Climate Survey

Below are statements about the relationship between you and your child's school. As you respond, please think about your experiences this school year.

How strongly do you agree or disagree with each of the following statements?							
		Strongly Agree	Agree	Disagree	Strongly Disagree	Don't Know	Total Responses
(a)	I am kept informed about my child's grades.	56	65	8	1	0	130
		43%	50%	6%	1%	0%	
(b)	I am kept informed about what my child is learning in school.	55	62	11	2	0	130
		42%	48%	8%	2%	0%	
(c)	I am kept informed about activities such as tutoring or after-school programs, student performances, parent workshops, and other events.	34	53	22	5	17	131
		26%	40%	17%	4%	13%	
(d)	My child's teachers are available to discuss my child's learning needs with me.	55	67	8	0	2	132
		42%	51%	6%	0%	2%	
(e)	Teachers give me useful information about how to help my child do well in school.	46	60	18	3	3	130
		35%	46%	14%	2%	2%	
(f)	I am satisfied with the opportunities for me to be involved in my child's school.	44	59	10	3	14	130
		34%	45%	8%	2%	11%	
(g)	I use Canvas to access my child's calendar, announcements, and classroom information.	67	56	7	1	0	131
		51%	43%	5%	1%	0%	

Lamar Consolidated ISD  
2020-2021 Campus Climate Survey

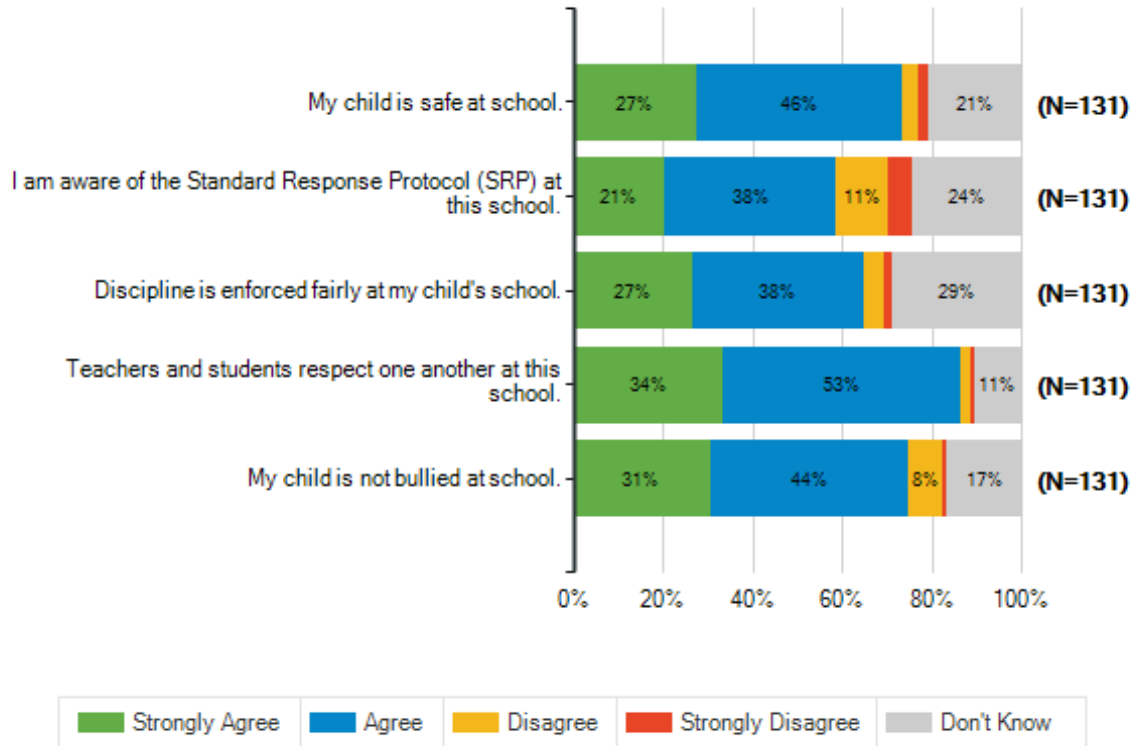


Lamar Consolidated ISD  
2020-2021 Campus Climate Survey

Below are statements related to safety and behavior. As you respond, please think about your experiences this school year.

How strongly do you agree or disagree with each of the following statements?

	Strongly Agree	Agree	Disagree	Strongly Disagree	Don't Know	Total Responses
	36	60	5	3	27	
(a) My child is safe at school.	27%	46%	4%	2%	21%	131
I am aware of the Standard Response Protocol (SRP) at this school.	27	50	15	7	32	
(b) Response Protocol (SRP) at this school.	21%	38%	11%	5%	24%	131
Discipline is enforced fairly at my child's school.	35	50	6	2	38	
(c) Discipline is enforced fairly at my child's school.	27%	38%	5%	2%	29%	131
Teachers and students	44	69	3	1	14	
(d) respect one another at this school.	34%	53%	2%	1%	11%	131
My child is not bullied at school.	40	58	10	1	22	
(e) My child is not bullied at school.	31%	44%	8%	1%	17%	131



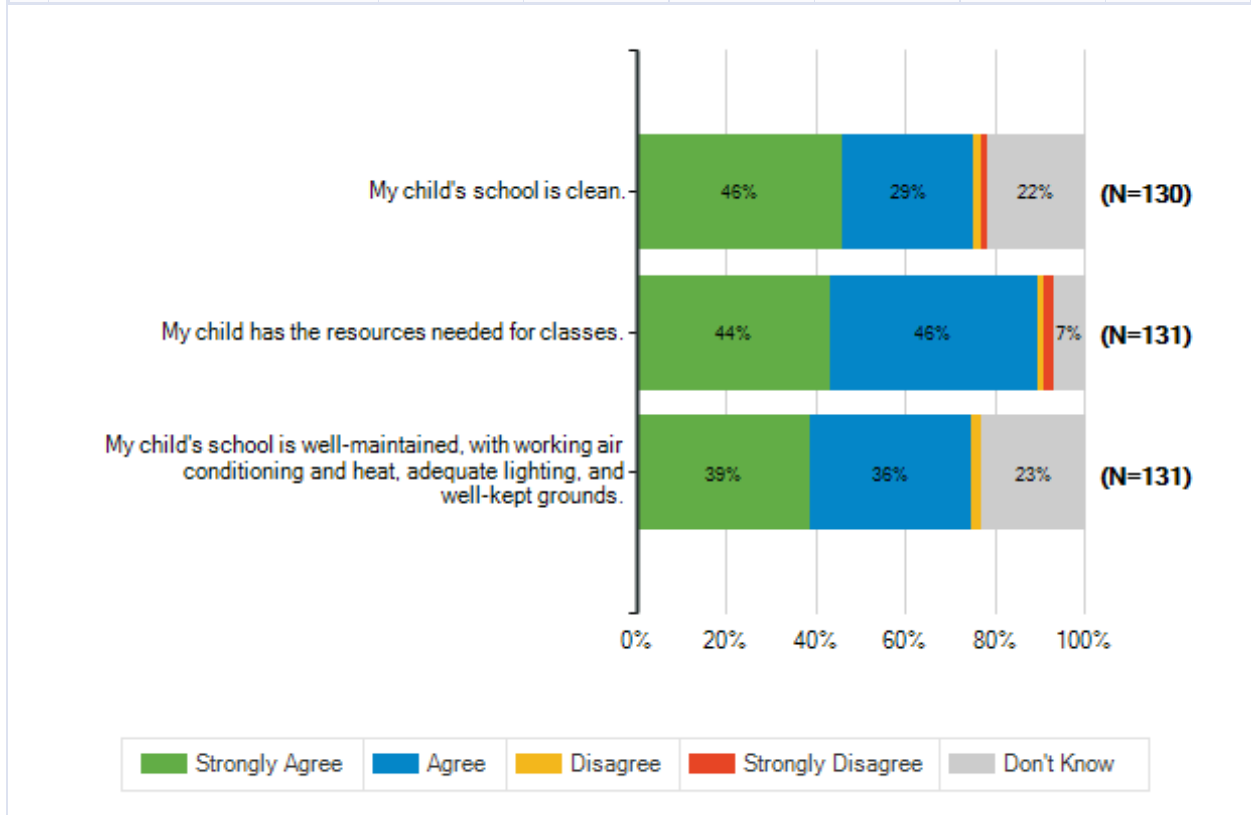


Lamar Consolidated ISD  
2020-2021 Campus Climate Survey

Below are statements related to how the school is managed. As you respond, please think about your experiences this school year.

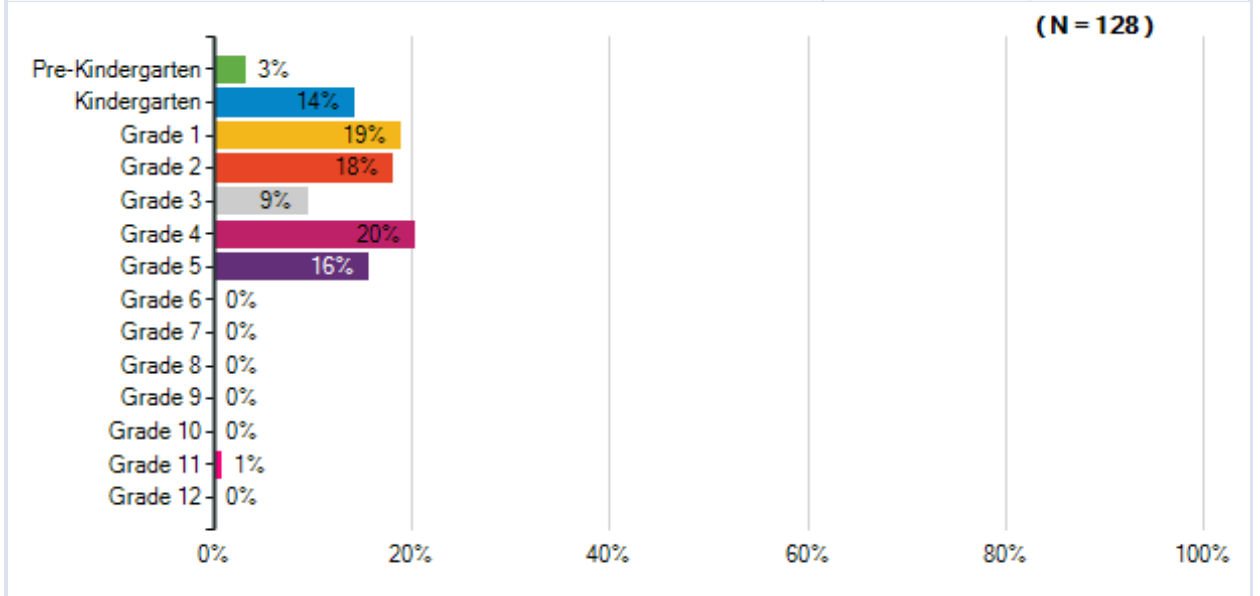
How strongly do you agree or disagree with each of the following statements?

	Strongly Agree	Agree	Disagree	Strongly Disagree	Don't Know	Total Responses
(a) My child's school is clean.	60	38	2	2	28	130
(b) My child has the resources needed for classes.	57	60	2	3	9	131
(c) My child's school is well-maintained, with working air conditioning and heat, adequate lighting, and well-kept grounds.	51	47	3	0	30	131



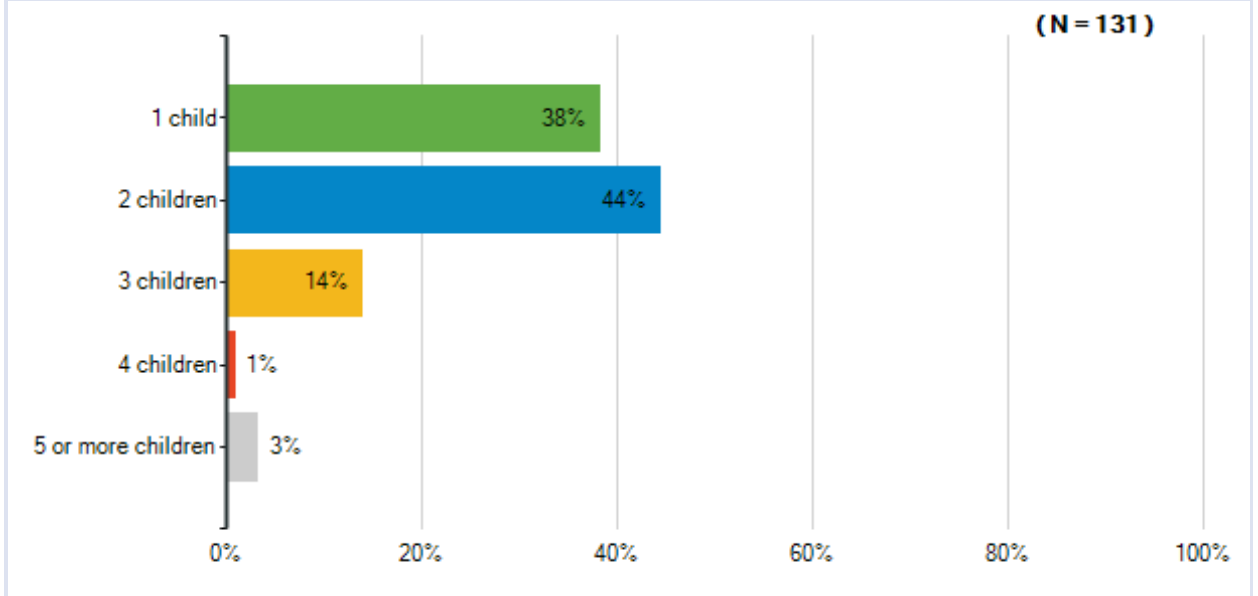
Lamar Consolidated ISD  
2020-2021 Campus Climate Survey

What grade is your child enrolled in at this school?		
Responses	Count	%
Pre-Kindergarten	4	3%
Kindergarten	18	14%
Grade 1	24	19%
Grade 2	23	18%
Grade 3	12	9%
Grade 4	26	20%
Grade 5	20	16%
Grade 6	0	0%
Grade 7	0	0%
Grade 8	0	0%
Grade 9	0	0%
Grade 10	0	0%
Grade 11	1	1%
Grade 12	0	0%
<b>Total Responses</b>	<b>128</b>	



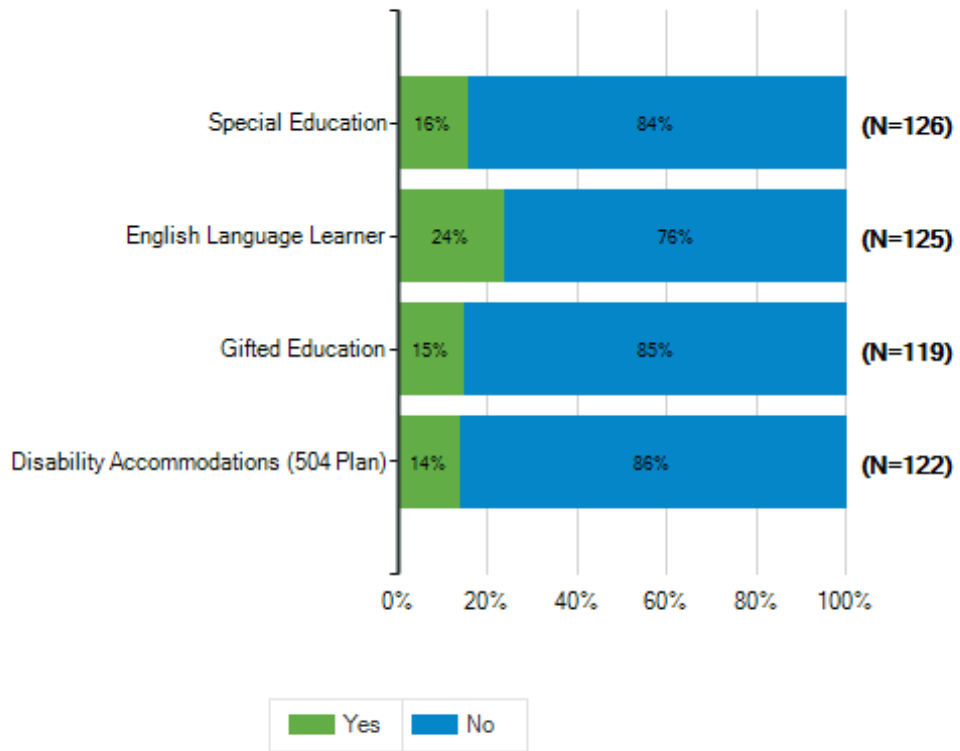
Lamar Consolidated ISD  
2020-2021 Campus Climate Survey

How many of your children attend a district school?		
Responses	Count	%
1 child	50	38%
2 children	58	44%
3 children	18	14%
4 children	1	1%
5 or more children	4	3%
<b>Total Responses</b>	<b>131</b>	



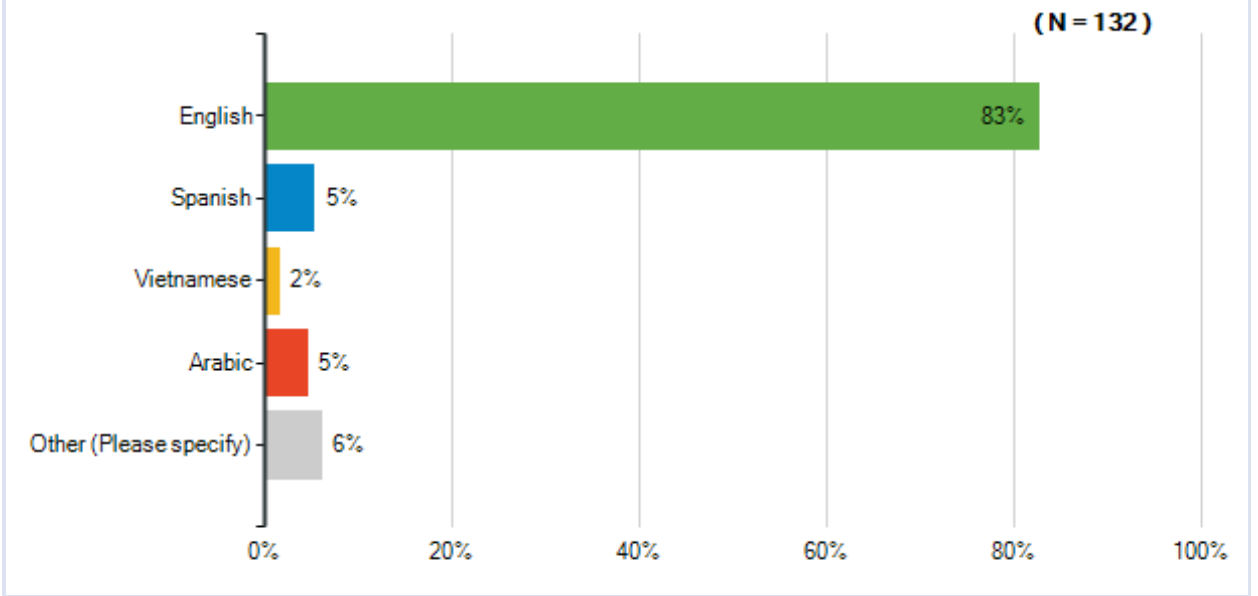
Lamar Consolidated ISD  
2020-2021 Campus Climate Survey

Does your child receive any of the following services at this school?				
		Yes	No	Total Responses
(a) Special Education		20	106	126
		16%	84%	
(b) English Language Learner		30	95	125
		24%	76%	
(c) Gifted Education		18	101	119
		15%	85%	
(d) Disability Accommodations (504 Plan)		17	105	122
		14%	86%	



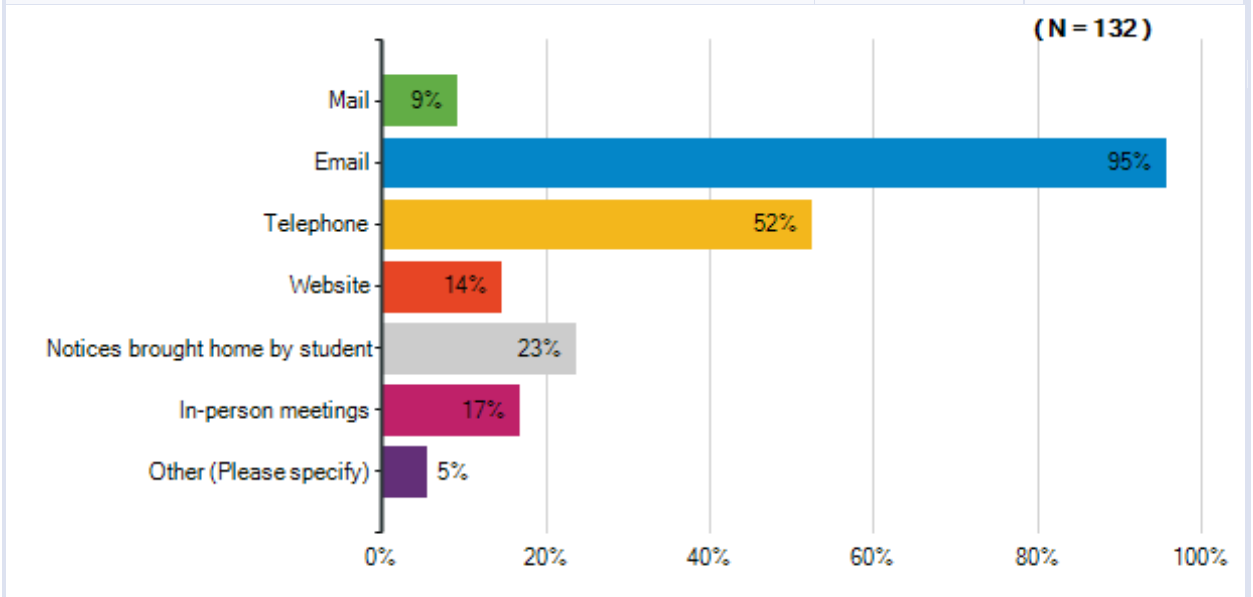
Lamar Consolidated ISD  
2020-2021 Campus Climate Survey

What language do you speak most often at home?		
Responses	Count	%
English	109	83%
Spanish	7	5%
Vietnamese	2	2%
Arabic	6	5%
Other (Please specify)	8	6%
<b>Total Responses</b>	<b>132</b>	



Lamar Consolidated ISD  
2020-2021 Campus Climate Survey

What are the best ways for the school to communicate with you about your child's education?		
Responses	Count	%
Mail	12	9%
Email	126	95%
Telephone	69	52%
Website	19	14%
Notices brought home by student	31	23%
In-person meetings	22	17%
Other (Please specify)	7	5%
<b>Total Unique Responses</b>	<b>132</b>	
<b>Total Responses</b>	<b>286</b>	



**Note:** Multiple answers per participant possible. Percentages added may exceed 100 since a participant may select more than one answer for this question.

Lamar Consolidated ISD  
2020-2021 Campus Climate Survey

How did you learn about this survey?		
Responses	Count	%
Email	128	97%
District All-Call system (Skylert)	0	0%
District website	0	0%
Facebook	3	2%
Twitter	0	0%
Notice brought home by student	0	0%
From another parent	0	0%
From a District employee	0	0%
Local news media (TV, radio, newspaper, website)	0	0%
Other (Please specify)	1	1%
<b>Total Responses</b>	<b>132</b>	

