

# Campus Climate Survey

2020-2021 Survey Results - Parents

## Reading Junior High

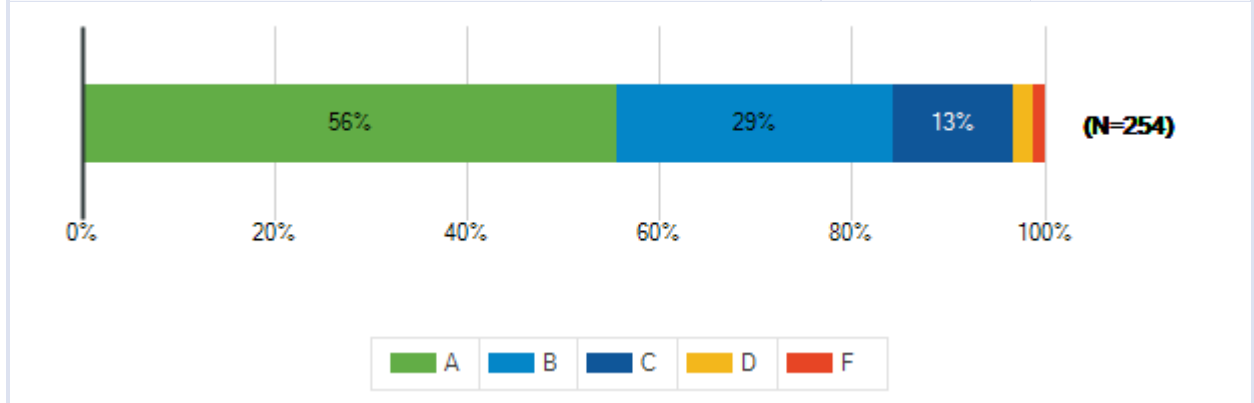
Lamar Consolidated ISD  
November 30 - December 20, 2020



Lamar Consolidated ISD  
2020-2021 Campus Climate Survey

Students receive grades of A, B, C, D or F to report the quality of their work. What grade would you give the overall quality of your child's school? On this scale, A represents outstanding, C is average and F is failing.

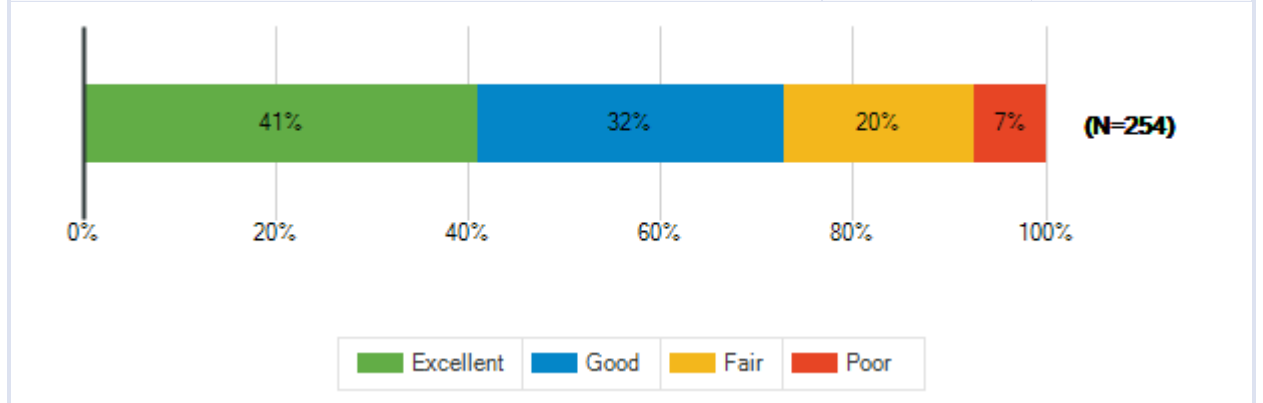
Responses	Count	%
A	141	56%
B	73	29%
C	32	13%
D	5	2%
F	3	1%
<b>Total Responses</b>	<b>254</b>	



Lamar Consolidated ISD  
2020-2021 Campus Climate Survey

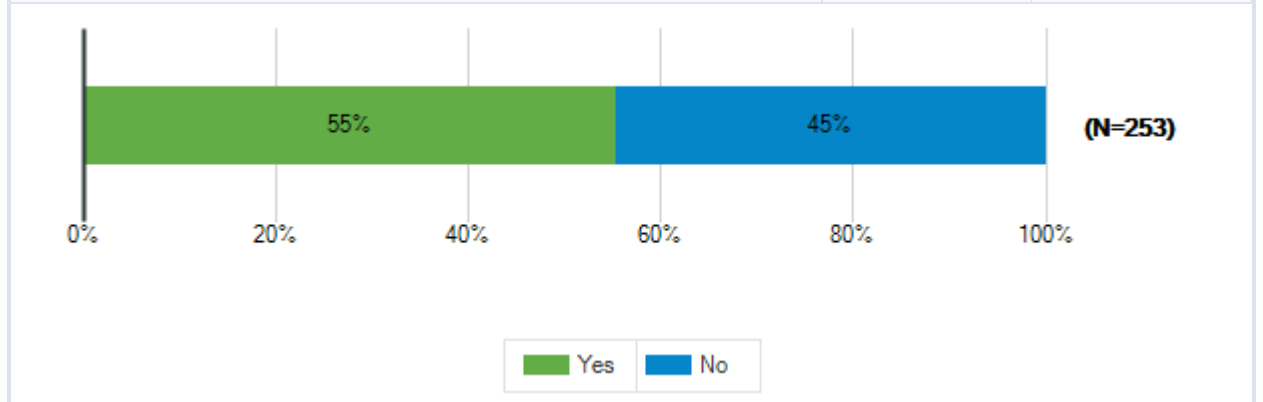
Overall, how would you rate how Lamar CISD handled the COVID-19 pandemic for the 2020-2021 school year?

Responses	Count	%
Excellent	104	41%
Good	81	32%
Fair	50	20%
Poor	19	7%
<b>Total Responses</b>	<b>254</b>	



Has your child participated in virtual learning during the 2020-2021 school year?

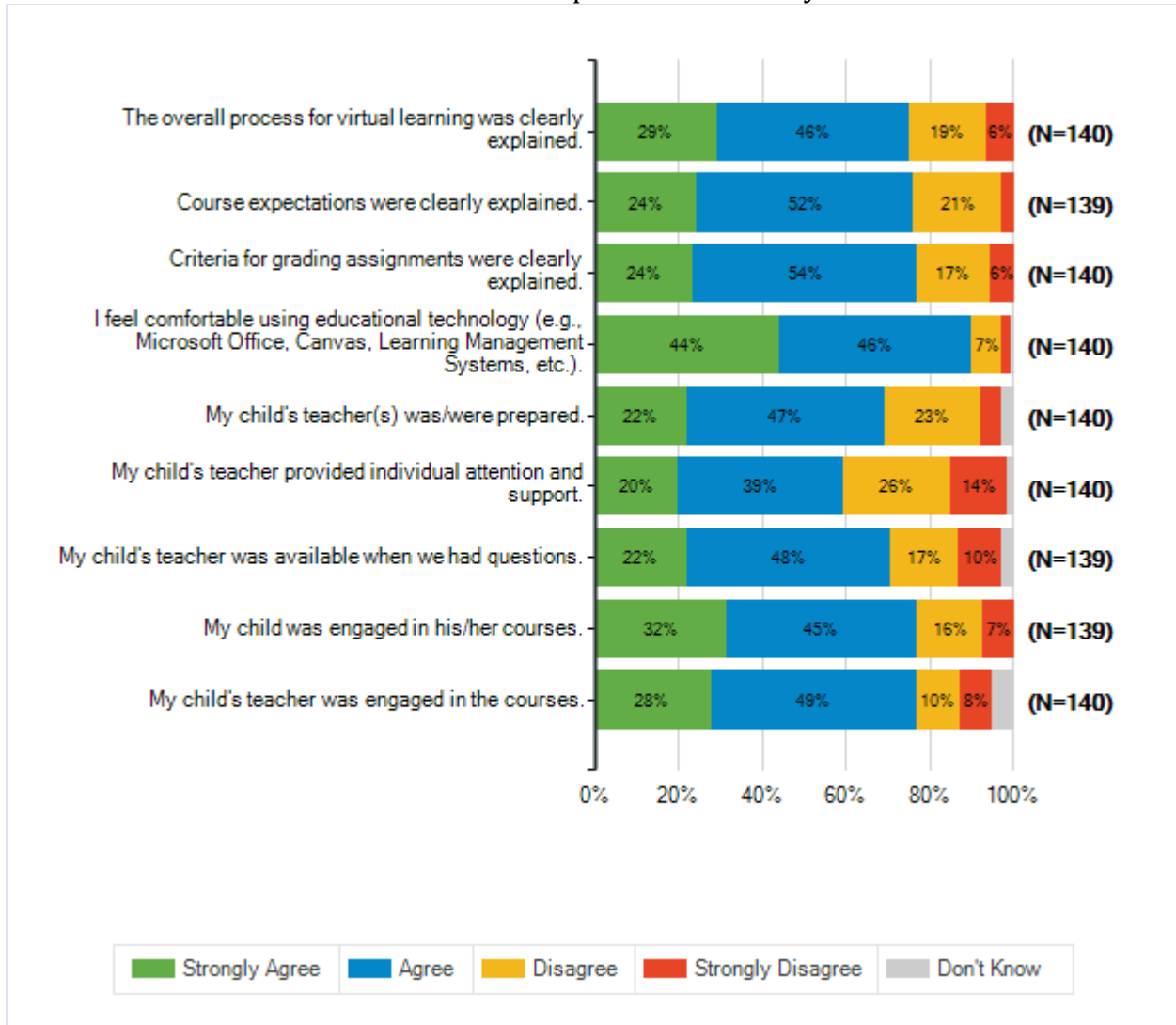
Responses	Count	%
Yes	140	55%
No	113	45%
<b>Total Responses</b>	<b>253</b>	



Lamar Consolidated ISD  
2020-2021 Campus Climate Survey

<b>Overall Preparation for Virtual Learning</b>							
<b>How strongly do you agree or disagree with the following statements?</b>							
		<b>Strongly Agree</b>	<b>Agree</b>	<b>Disagree</b>	<b>Strongly Disagree</b>	<b>Don't Know</b>	<b>Total Responses</b>
	The overall process for virtual learning was clearly explained.	41	64	26	9	0	140
(a)		29%	46%	19%	6%	0%	
	Course expectations were clearly explained.	34	72	29	4	0	139
(b)		24%	52%	21%	3%	0%	
	Criteria for grading assignments were clearly explained.	33	75	24	8	0	140
(c)		24%	54%	17%	6%	0%	
	I feel comfortable using educational technology (e.g., Microsoft Office, Canvas, Learning Management Systems, etc.).	62	64	10	3	1	140
(d)		44%	46%	7%	2%	1%	
	My child's teacher(s) was/were prepared.	31	66	32	7	4	140
(e)		22%	47%	23%	5%	3%	
	My child's teacher provided individual attention and support.	28	55	36	19	2	140
(f)		20%	39%	26%	14%	1%	
	My child's teacher was available when we had questions.	31	67	23	14	4	139
(g)		22%	48%	17%	10%	3%	
	My child was engaged in his/her courses.	44	63	22	10	0	139
(h)		32%	45%	16%	7%	0%	
	My child's teacher was engaged in the courses.	39	69	14	11	7	140
(i)		28%	49%	10%	8%	5%	

Lamar Consolidated ISD  
2020-2021 Campus Climate Survey

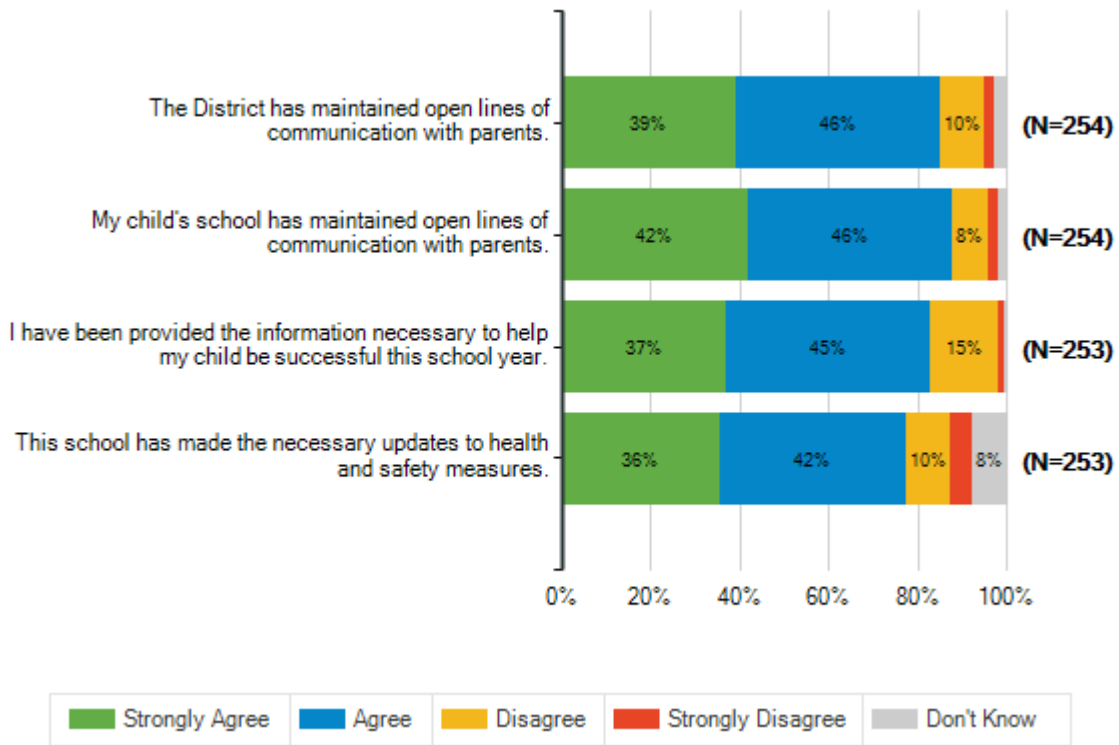


Lamar Consolidated ISD  
2020-2021 Campus Climate Survey

Below are statements about the management of the COVID-19 pandemic. As you respond, please think about your experiences this school year.

How strongly do you agree or disagree with the following statements?

		Strongly Agree	Agree	Disagree	Strongly Disagree	Don't Know	Total Responses
	The District has maintained	100	116	25	6	7	
(a)	open lines of communication with parents.	39%	46%	10%	2%	3%	254
	My child's school has	107	116	20	6	5	
(b)	maintained open lines of communication with parents.	42%	46%	8%	2%	2%	254
	I have been provided the information necessary to help	94	115	39	3	2	
(c)	my child be successful this school year.	37%	45%	15%	1%	1%	253
	This school has made the	90	106	25	12	20	
(d)	necessary updates to health and safety measures.	36%	42%	10%	5%	8%	253



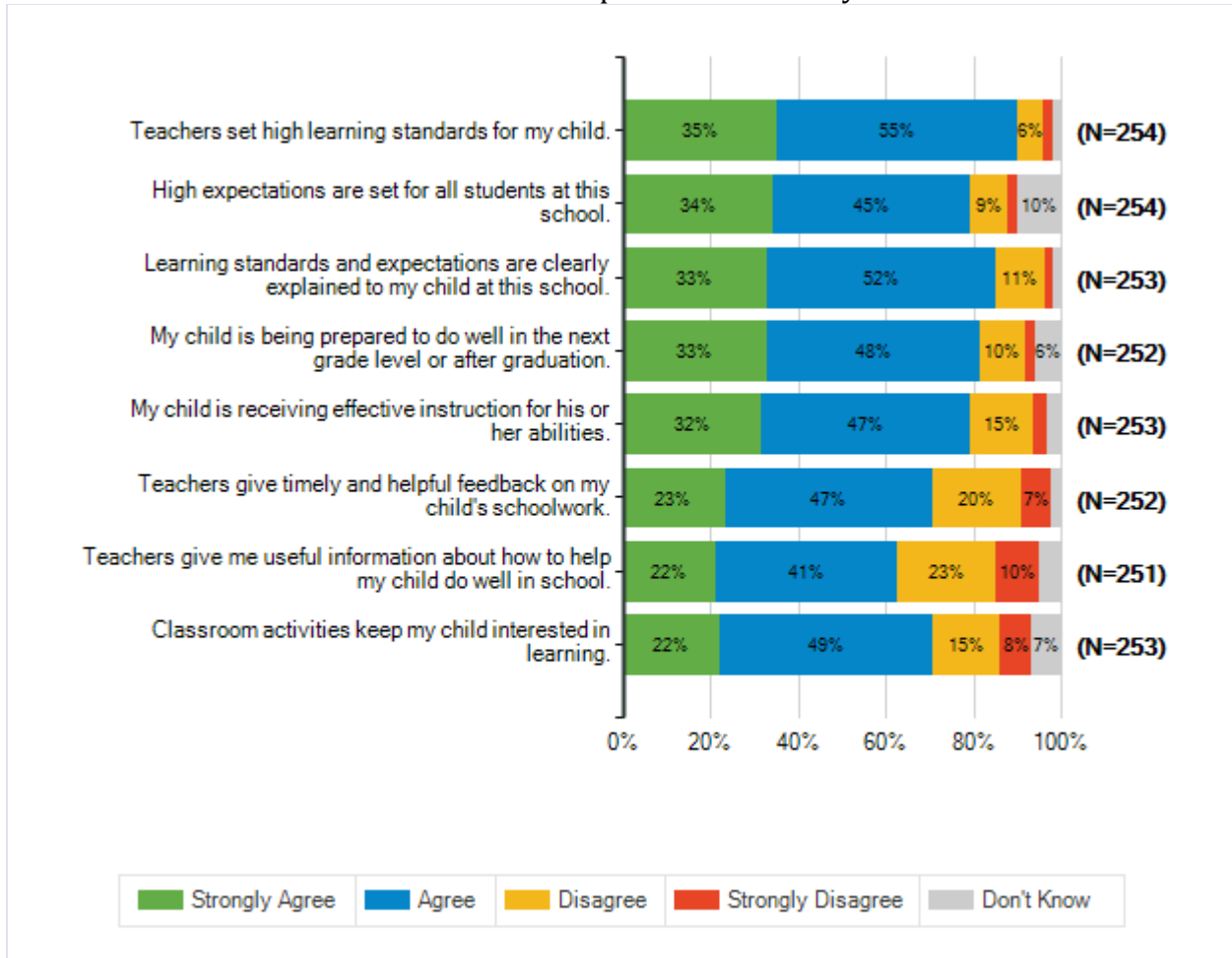
Lamar Consolidated ISD  
2020-2021 Campus Climate Survey

Below are statements about the quality of education your child receives at this school. As you respond, please think about your experiences this school year.

How strongly do you agree or disagree with each of the following statements?

		Strongly Agree	Agree	Disagree	Strongly Disagree	Don't Know	Total Responses
(a)	Teachers set high learning standards for my child.	90 35%	139 55%	14 6%	6 2%	5 2%	254
(b)	High expectations are set for all students at this school.	87 34%	114 45%	22 9%	6 2%	25 10%	254
(c)	Learning standards and expectations are clearly explained to my child at this school.	83 33%	132 52%	28 11%	5 2%	5 2%	253
(d)	My child is being prepared to do well in the next grade level or after graduation.	83 33%	122 48%	26 10%	6 2%	15 6%	252
(e)	My child is receiving effective instruction for his or her abilities.	80 32%	120 47%	37 15%	8 3%	8 3%	253
(f)	Teachers give timely and helpful feedback on my child's schoolwork.	59 23%	119 47%	51 20%	17 7%	6 2%	252
(g)	Teachers give me useful information about how to help my child do well in school.	54 22%	103 41%	57 23%	24 10%	13 5%	251
(h)	Classroom activities keep my child interested in learning.	56 22%	123 49%	38 15%	19 8%	17 7%	253

Lamar Consolidated ISD  
2020-2021 Campus Climate Survey



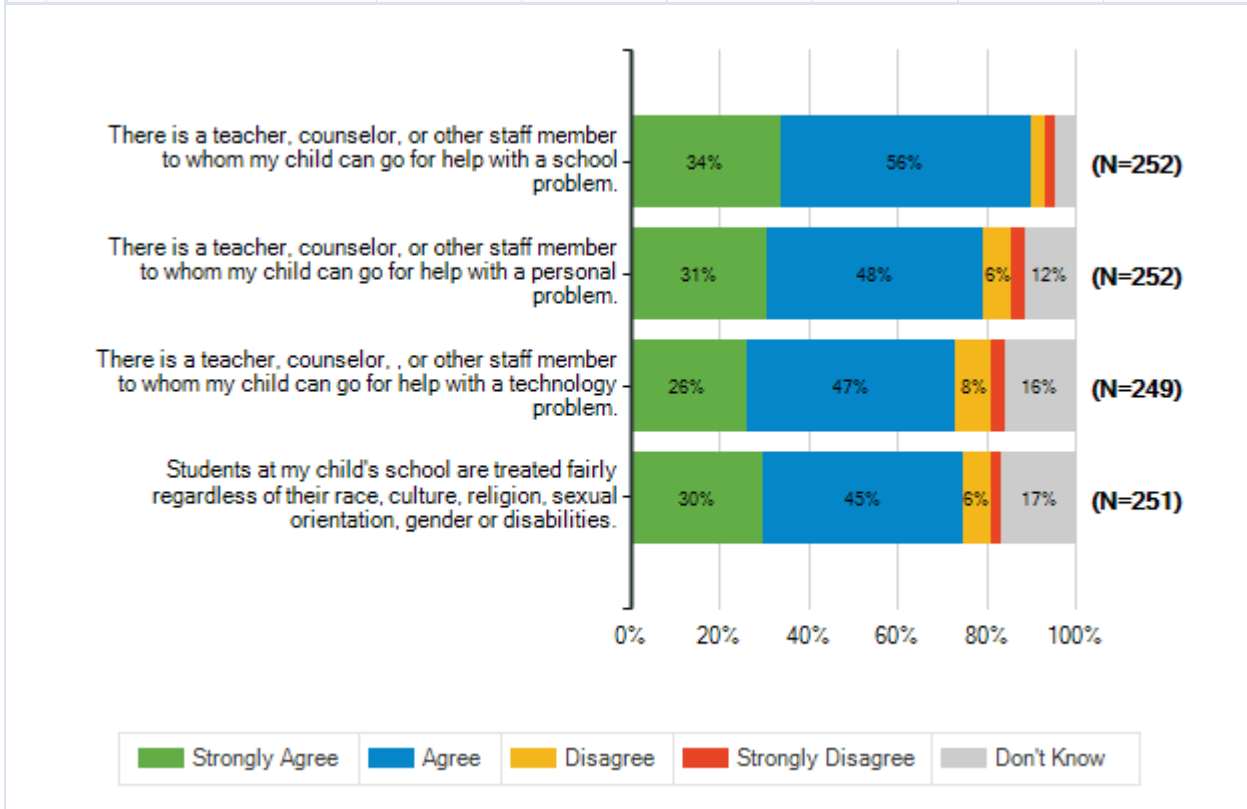


Lamar Consolidated ISD  
2020-2021 Campus Climate Survey

Below are statements about the support students receive at school. As you respond, please think about your experiences this school year.

How strongly do you agree or disagree with each of the following statements?

		Strongly Agree	Agree	Disagree	Strongly Disagree	Don't Know	Total Responses
(a)	There is a teacher, counselor, or other staff member to whom my child can go for help with a school problem.	85 34%	142 56%	8 3%	5 2%	12 5%	252
(b)	There is a teacher, counselor, or other staff member to whom my child can go for help with a personal problem.	78 31%	122 48%	15 6%	8 3%	29 12%	252
(c)	There is a teacher, counselor, , or other staff member to whom my child can go for help with a technology problem.	65 26%	117 47%	20 8%	7 3%	40 16%	249
(d)	Students at my child's school are treated fairly regardless of their race, culture, religion, sexual orientation, gender or disabilities.	75 30%	112 45%	16 6%	6 2%	42 17%	251

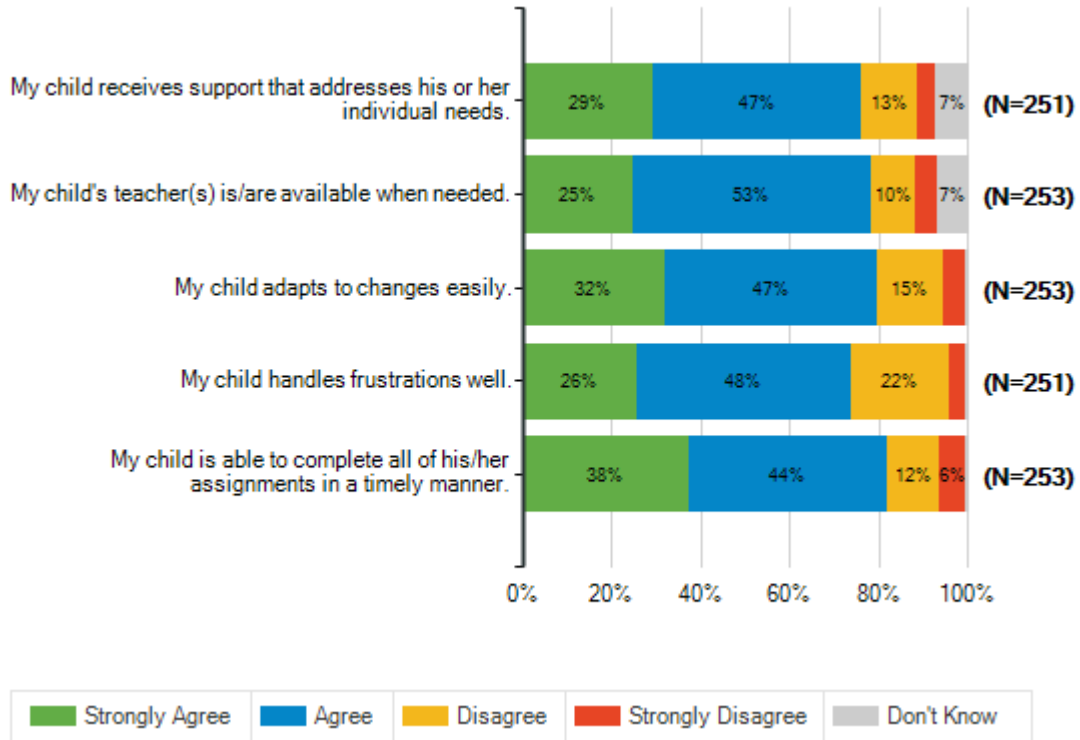


Lamar Consolidated ISD  
2020-2021 Campus Climate Survey

Below are statements about the support students receive at school. As you respond, please think about your experiences this school year.

How strongly do you agree or disagree with each of the following statements?

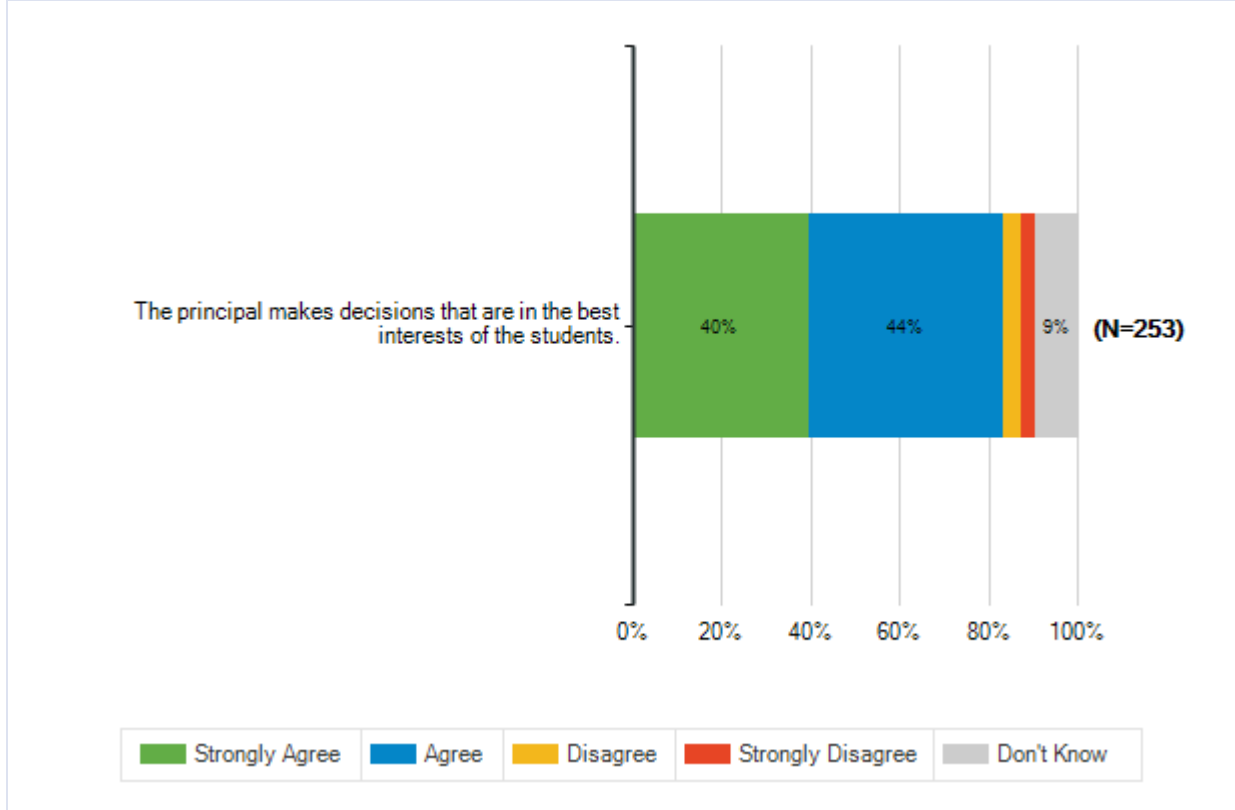
		Strongly Agree	Agree	Disagree	Strongly Disagree	Don't Know	Total Responses
(a)	My child receives support that addresses his or her individual needs.	74	117	32	10	18	251
(b)	My child's teacher(s) is/are available when needed.	63	135	25	13	17	253
(c)	My child adapts to changes easily.	81	120	38	12	2	253
(d)	My child handles frustrations well.	65	120	56	8	2	251
(e)	My child is able to complete all of his/her assignments in a timely manner.	95	112	30	14	2	253



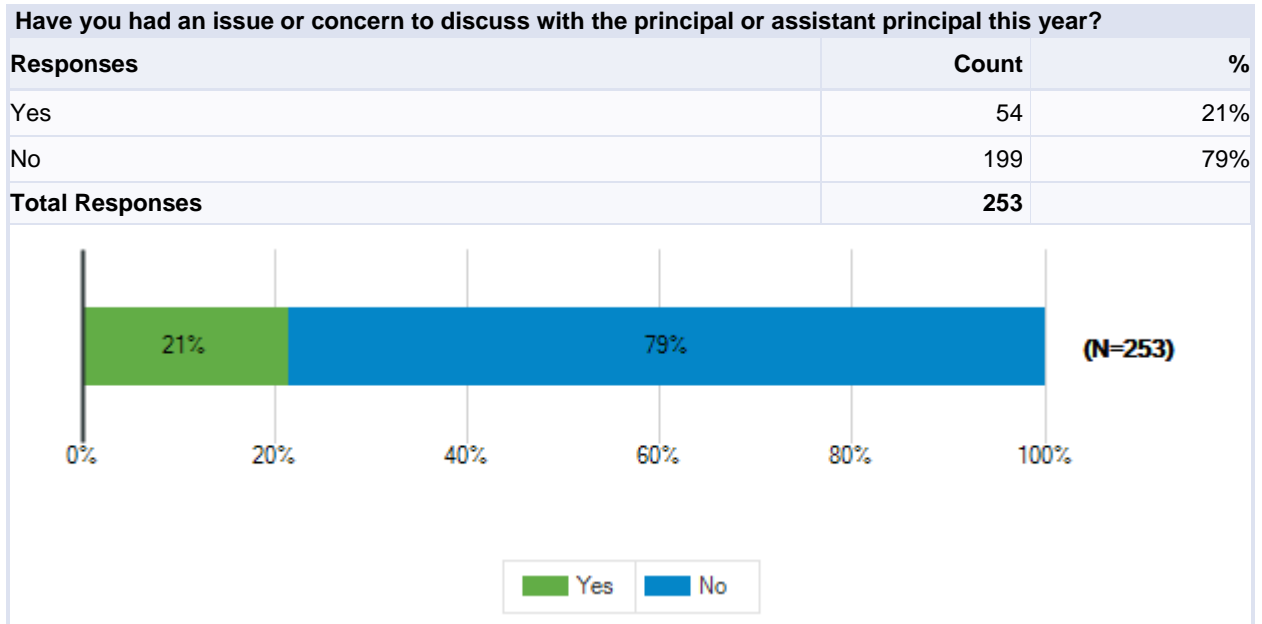
Lamar Consolidated ISD  
2020-2021 Campus Climate Survey

Below are statements related to the principal and assistant principals. As you respond, please think about your experiences this school year.

How strongly do you agree or disagree with each of the following statements?						
	Strongly Agree	Agree	Disagree	Strongly Disagree	Don't Know	Total Responses
The principal makes (a) decisions that are in the best interests of the students.	100	111	10	8	24	253
	40%	44%	4%	3%	9%	



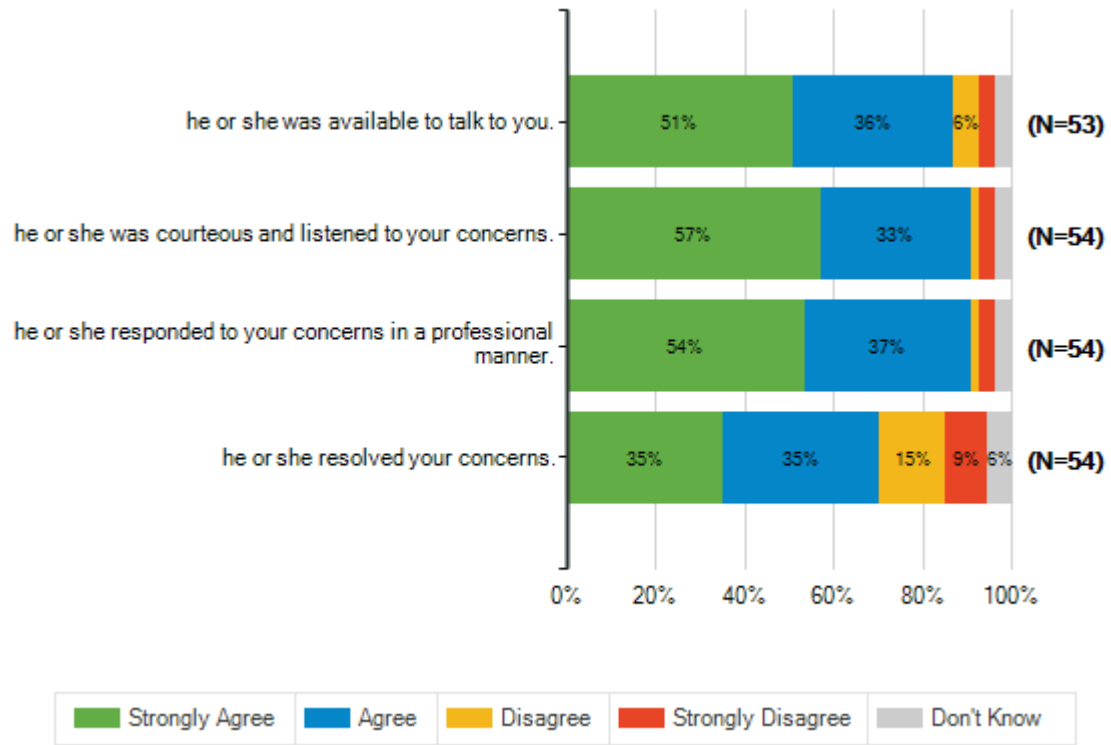
Lamar Consolidated ISD  
2020-2021 Campus Climate Survey



Lamar Consolidated ISD  
2020-2021 Campus Climate Survey

When you have had an issue or concern to discuss with a school administrator . . .

		Strongly Agree	Agree	Disagree	Strongly Disagree	Don't Know	Total Responses
(a)	he or she was available to talk to you.	27	19	3	2	2	53
(b)	he or she was courteous and listened to your concerns.	31	18	1	2	2	54
(c)	he or she responded to your concerns in a professional manner.	29	20	1	2	2	54
(d)	he or she resolved your concerns.	19	19	8	5	3	54



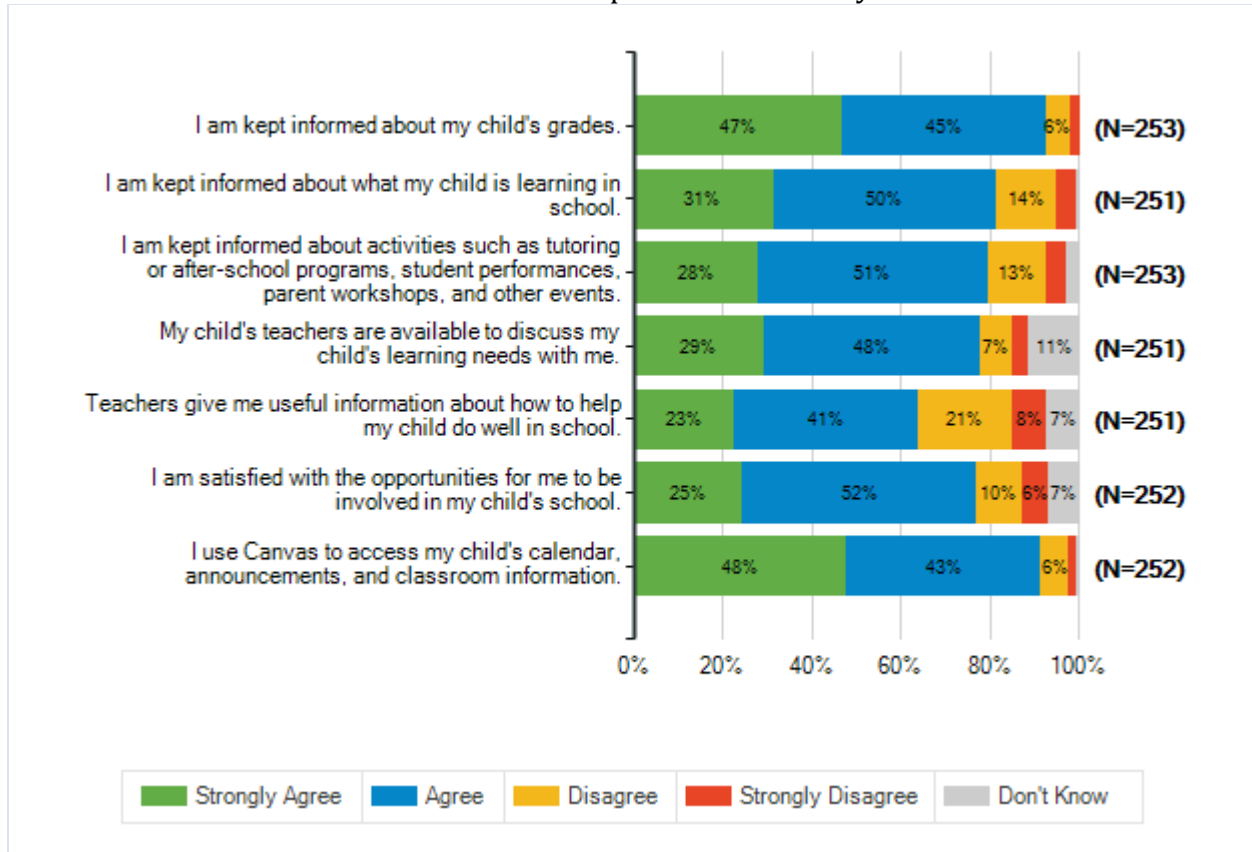
Lamar Consolidated ISD  
2020-2021 Campus Climate Survey

**Below are statements about the relationship between you and your child's school. As you respond, please think about your experiences this school year.**

**How strongly do you agree or disagree with each of the following statements?**

		<b>Strongly Agree</b>	<b>Agree</b>	<b>Disagree</b>	<b>Strongly Disagree</b>	<b>Don't Know</b>	<b>Total Responses</b>
(a)	I am kept informed about my child's grades.	119	115	14	5	0	253
		47%	45%	6%	2%	0%	
(b)	I am kept informed about what my child is learning in school.	79	125	34	11	2	251
		31%	50%	14%	4%	1%	
(c)	I am kept informed about activities such as tutoring or after-school programs, student performances, parent workshops, and other events.	71	130	33	12	7	253
		28%	51%	13%	5%	3%	
(d)	My child's teachers are available to discuss my child's learning needs with me.	74	121	18	10	28	251
		29%	48%	7%	4%	11%	
(e)	Teachers give me useful information about how to help my child do well in school.	57	104	52	20	18	251
		23%	41%	21%	8%	7%	
(f)	I am satisfied with the opportunities for me to be involved in my child's school.	62	132	26	15	17	252
		25%	52%	10%	6%	7%	
(g)	I use Canvas to access my child's calendar, announcements, and classroom information.	121	109	16	4	2	252
		48%	43%	6%	2%	1%	

Lamar Consolidated ISD  
2020-2021 Campus Climate Survey

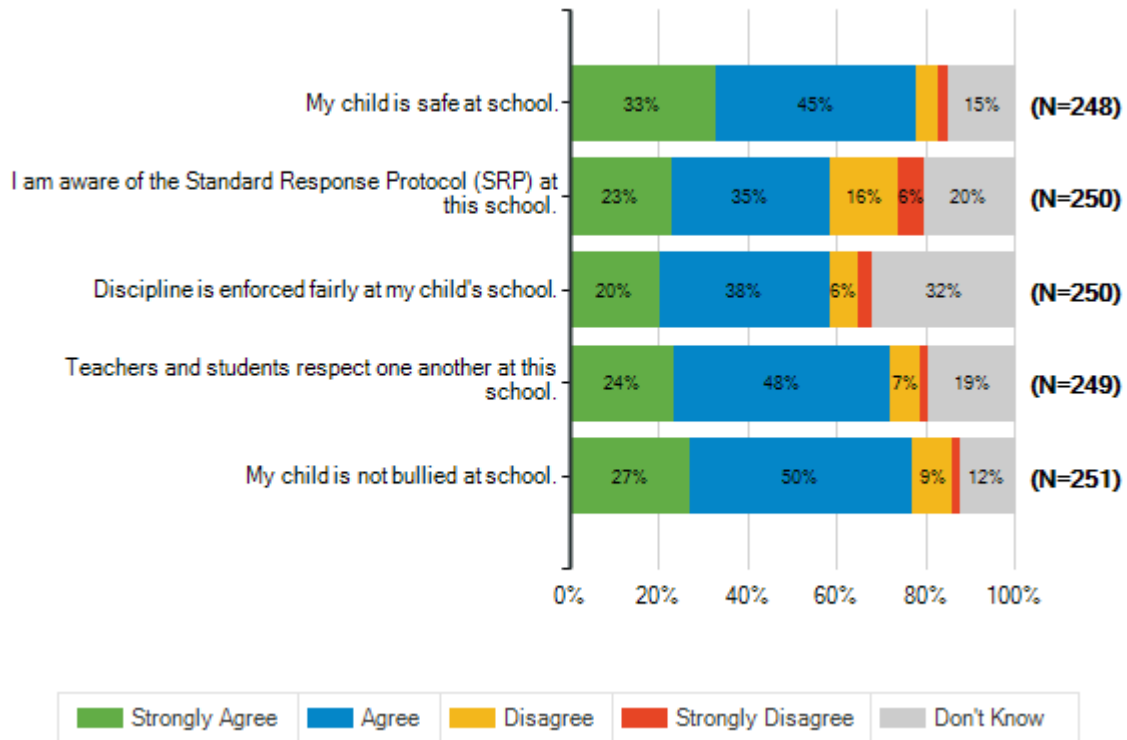


Lamar Consolidated ISD  
2020-2021 Campus Climate Survey

Below are statements related to safety and behavior. As you respond, please think about your experiences this school year.

How strongly do you agree or disagree with each of the following statements?

	Strongly Agree	Agree	Disagree	Strongly Disagree	Don't Know	Total Responses
(a) My child is safe at school.	82	111	12	6	37	248
I am aware of the Standard Response Protocol (SRP) at this school.	58	88	39	14	51	250
(b) Discipline is enforced fairly at my child's school.	51	95	16	8	80	250
(c) Teachers and students respect one another at this school.	59	120	17	5	48	249
(d) My child is not bullied at school.	68	125	23	4	31	251
(e)	27%	50%	9%	2%	12%	



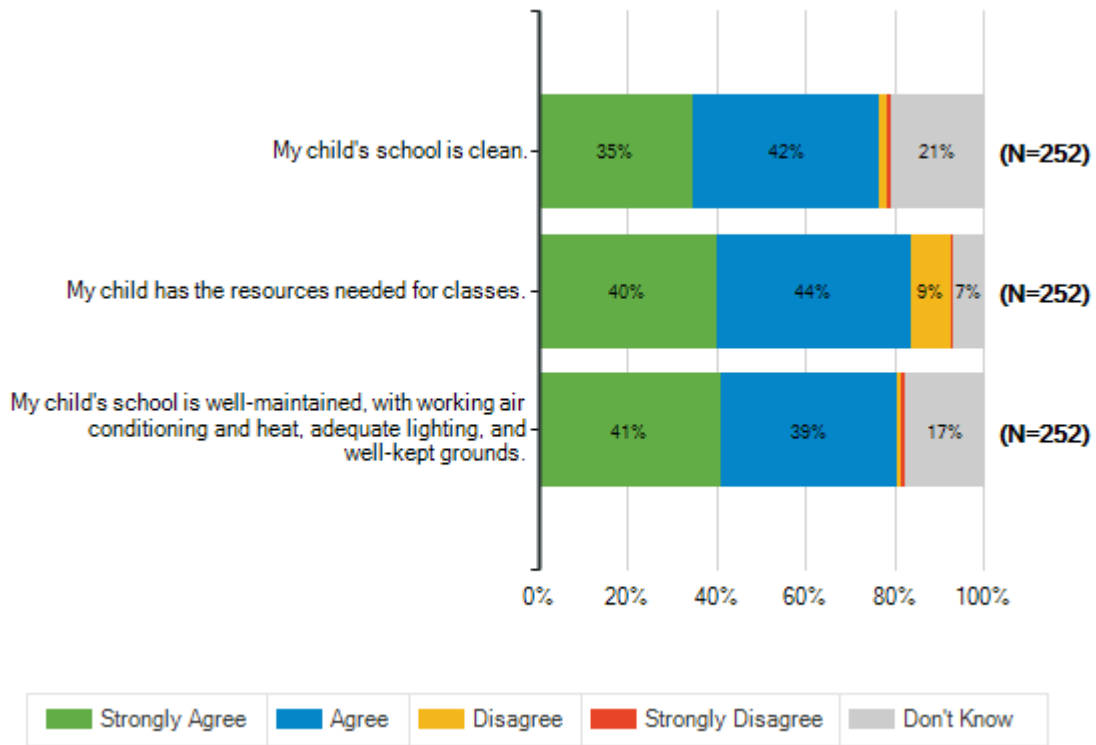


Lamar Consolidated ISD  
2020-2021 Campus Climate Survey

Below are statements related to how the school is managed. As you respond, please think about your experiences this school year.

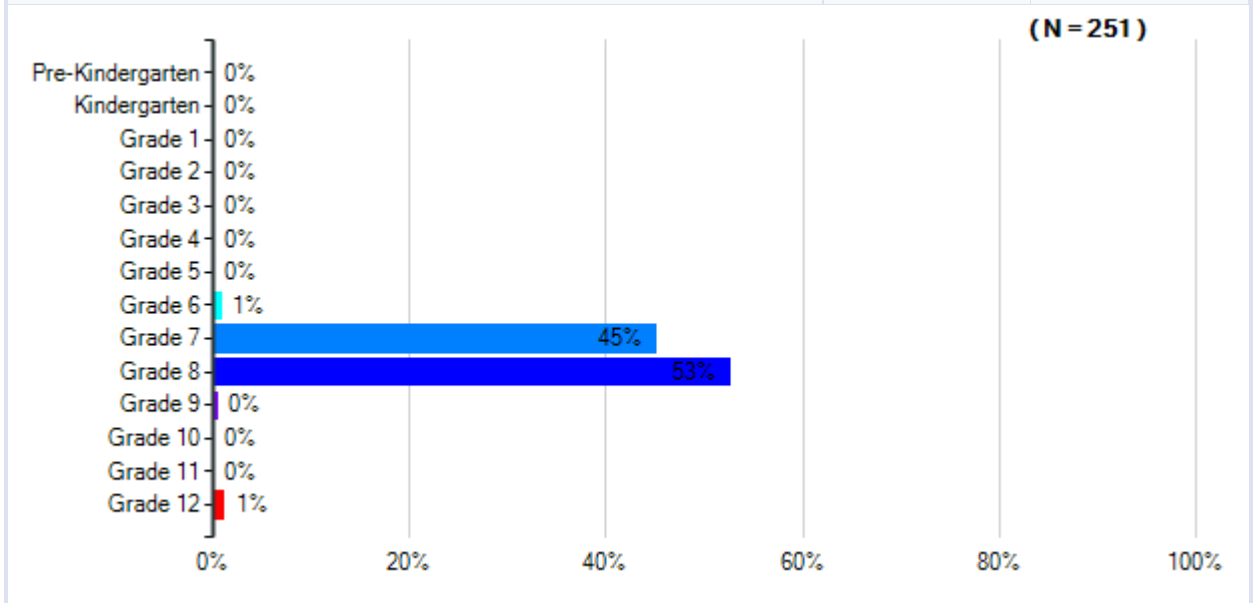
How strongly do you agree or disagree with each of the following statements?

	Strongly Agree	Agree	Disagree	Strongly Disagree	Don't Know	Total Responses
(a) My child's school is clean.	88	105	4	3	52	252
(b) My child has the resources needed for classes.	101	110	22	2	17	252
(c) My child's school is well-maintained, with working air conditioning and heat, adequate lighting, and well-kept grounds.	104	99	2	3	44	252



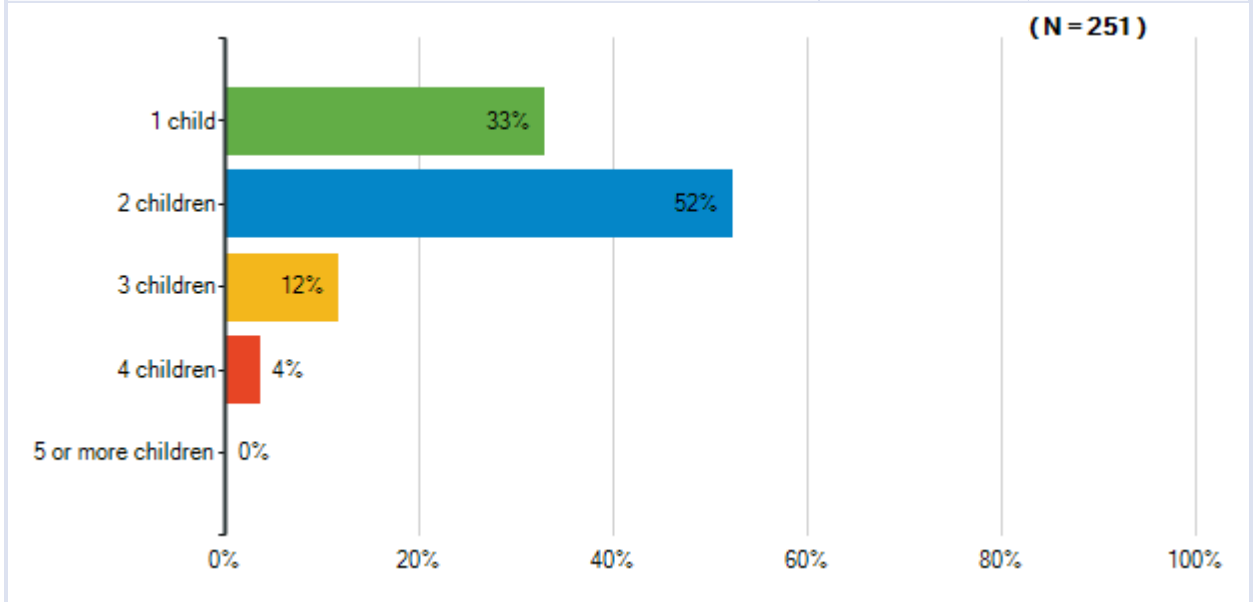
Lamar Consolidated ISD  
2020-2021 Campus Climate Survey

What grade is your child enrolled in at this school?		
Responses	Count	%
Pre-Kindergarten	0	0%
Kindergarten	0	0%
Grade 1	0	0%
Grade 2	0	0%
Grade 3	0	0%
Grade 4	0	0%
Grade 5	0	0%
Grade 6	2	1%
Grade 7	113	45%
Grade 8	132	53%
Grade 9	1	0%
Grade 10	0	0%
Grade 11	0	0%
Grade 12	3	1%
<b>Total Responses</b>	<b>251</b>	



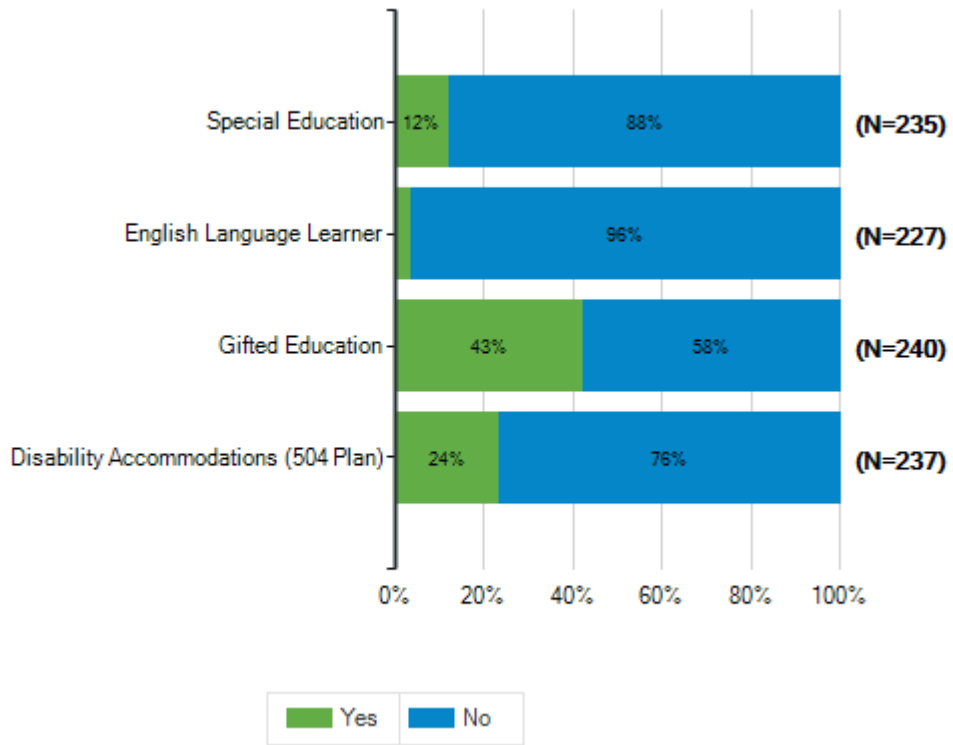
Lamar Consolidated ISD  
2020-2021 Campus Climate Survey

How many of your children attend a district school?		
Responses	Count	%
1 child	82	33%
2 children	131	52%
3 children	29	12%
4 children	9	4%
5 or more children	0	0%
<b>Total Responses</b>	<b>251</b>	



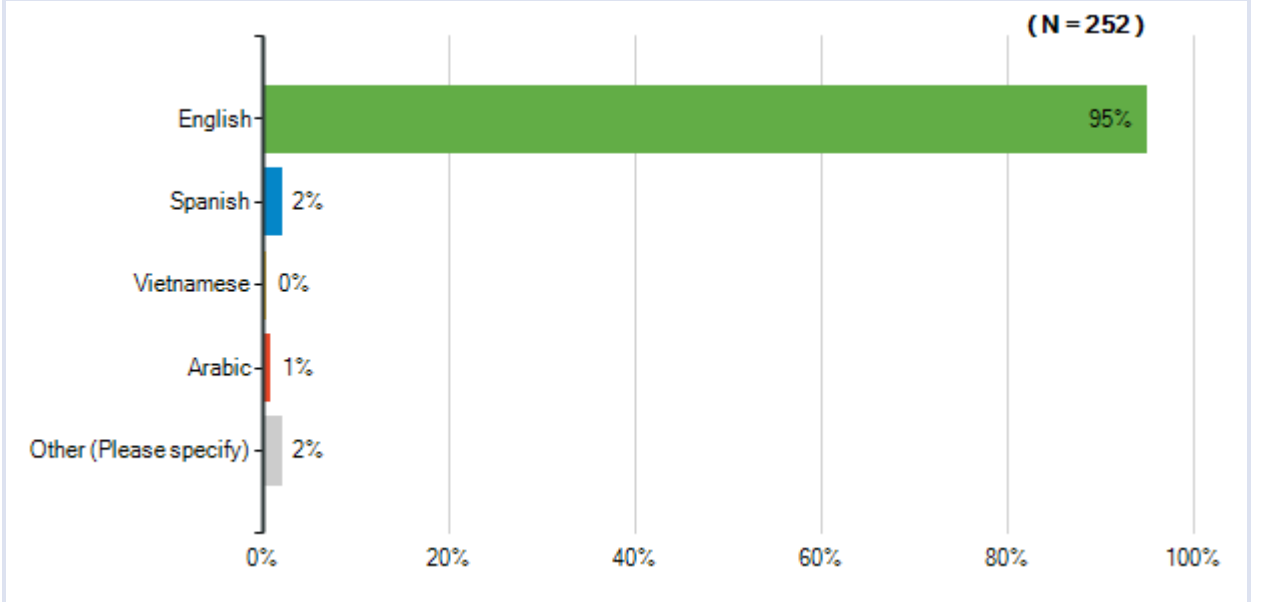
Lamar Consolidated ISD  
2020-2021 Campus Climate Survey

Does your child receive any of the following services at this school?				
		Yes	No	Total Responses
(a) Special Education		29	206	235
		12%	88%	
(b) English Language Learner		9	218	227
		4%	96%	
(c) Gifted Education		102	138	240
		43%	58%	
(d) Disability Accommodations (504 Plan)		56	181	237
		24%	76%	



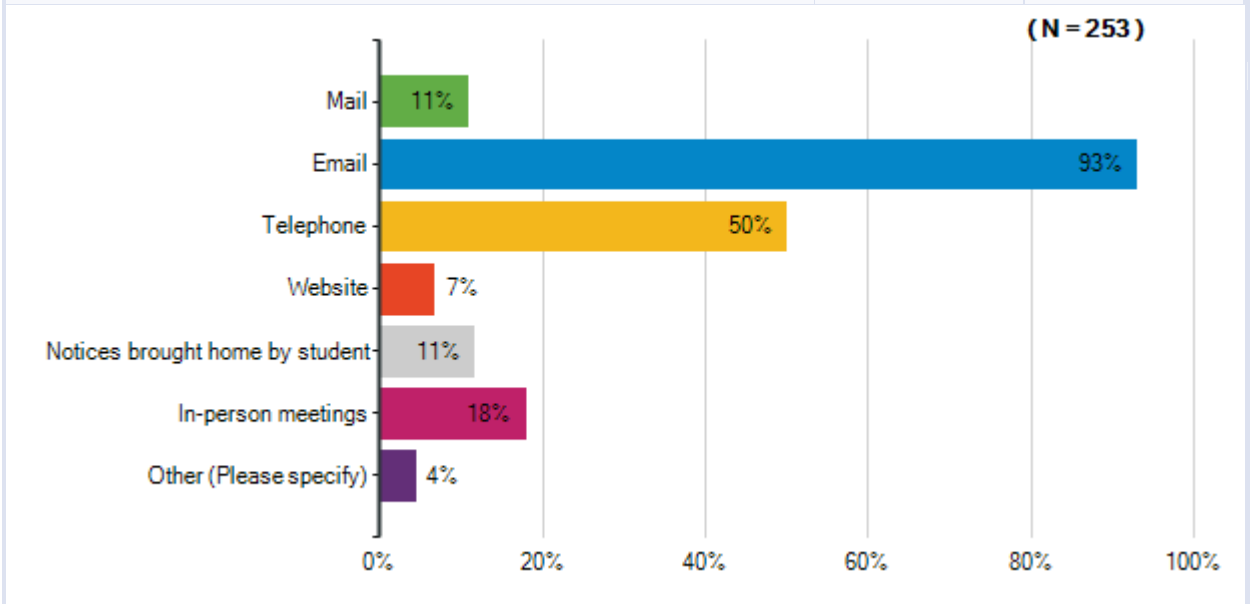
Lamar Consolidated ISD  
2020-2021 Campus Climate Survey

What language do you speak most often at home?		
Responses	Count	%
English	239	95%
Spanish	5	2%
Vietnamese	1	0%
Arabic	2	1%
Other (Please specify)	5	2%
<b>Total Responses</b>	<b>252</b>	



Lamar Consolidated ISD  
2020-2021 Campus Climate Survey

What are the best ways for the school to communicate with you about your child's education?		
Responses	Count	%
Mail	27	11%
Email	235	93%
Telephone	126	50%
Website	17	7%
Notices brought home by student	29	11%
In-person meetings	45	18%
Other (Please specify)	11	4%
<b>Total Unique Responses</b>	<b>253</b>	
<b>Total Responses</b>	<b>490</b>	



**Note:** Multiple answers per participant possible. Percentages added may exceed 100 since a participant may select more than one answer for this question.

Lamar Consolidated ISD  
2020-2021 Campus Climate Survey

How did you learn about this survey?		
Responses	Count	%
Email	241	95%
District All-Call system (Skylert)	2	1%
District website	4	2%
Facebook	1	0%
Twitter	0	0%
Notice brought home by student	0	0%
From another parent	3	1%
From a District employee	1	0%
Local news media (TV, radio, newspaper, website)	0	0%
Other (Please specify)	1	0%
<b>Total Responses</b>	<b>253</b>	

