

# Campus Climate Survey

2020-2021 Survey Results - Parents

## Smith Elementary

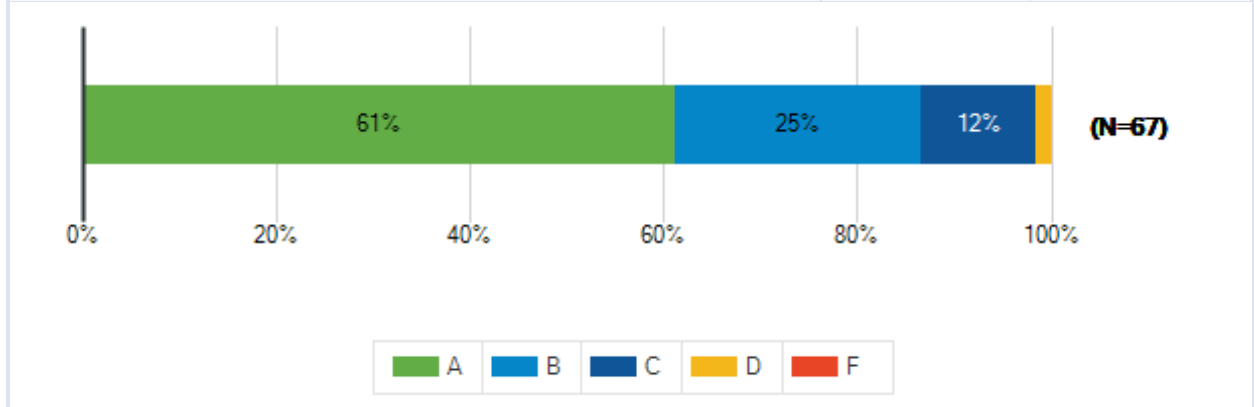
Lamar Consolidated ISD  
November 30 - December 20, 2020



Lamar Consolidated ISD  
2020-2021 Campus Climate Survey

Students receive grades of A, B, C, D or F to report the quality of their work. What grade would you give the overall quality of your child's school? On this scale, A represents outstanding, C is average and F is failing.

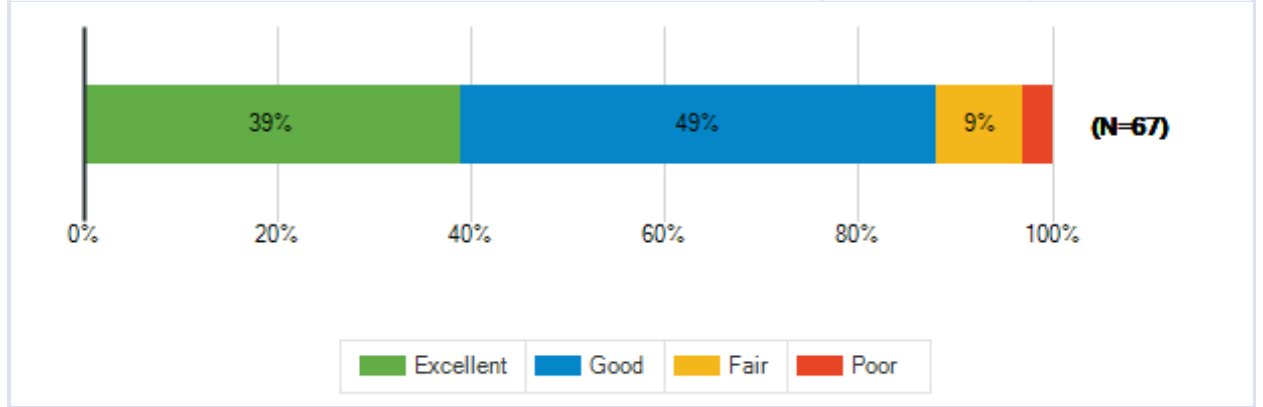
Responses	Count	%
A	41	61%
B	17	25%
C	8	12%
D	1	1%
F	0	0%
<b>Total Responses</b>	<b>67</b>	



Lamar Consolidated ISD  
2020-2021 Campus Climate Survey

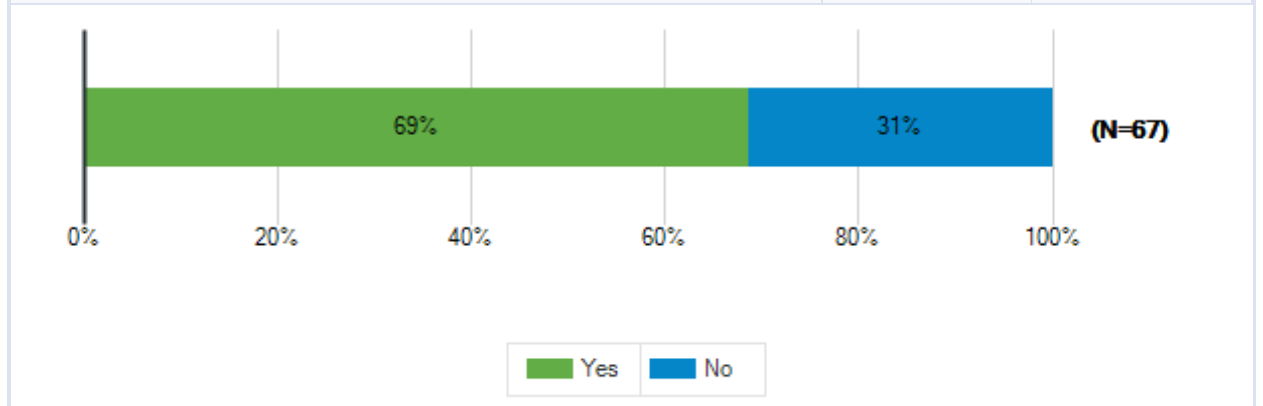
Overall, how would you rate how Lamar CISD handled the COVID-19 pandemic for the 2020-2021 school year?

Responses	Count	%
Excellent	26	39%
Good	33	49%
Fair	6	9%
Poor	2	3%
<b>Total Responses</b>	<b>67</b>	



Has your child participated in virtual learning during the 2020-2021 school year?

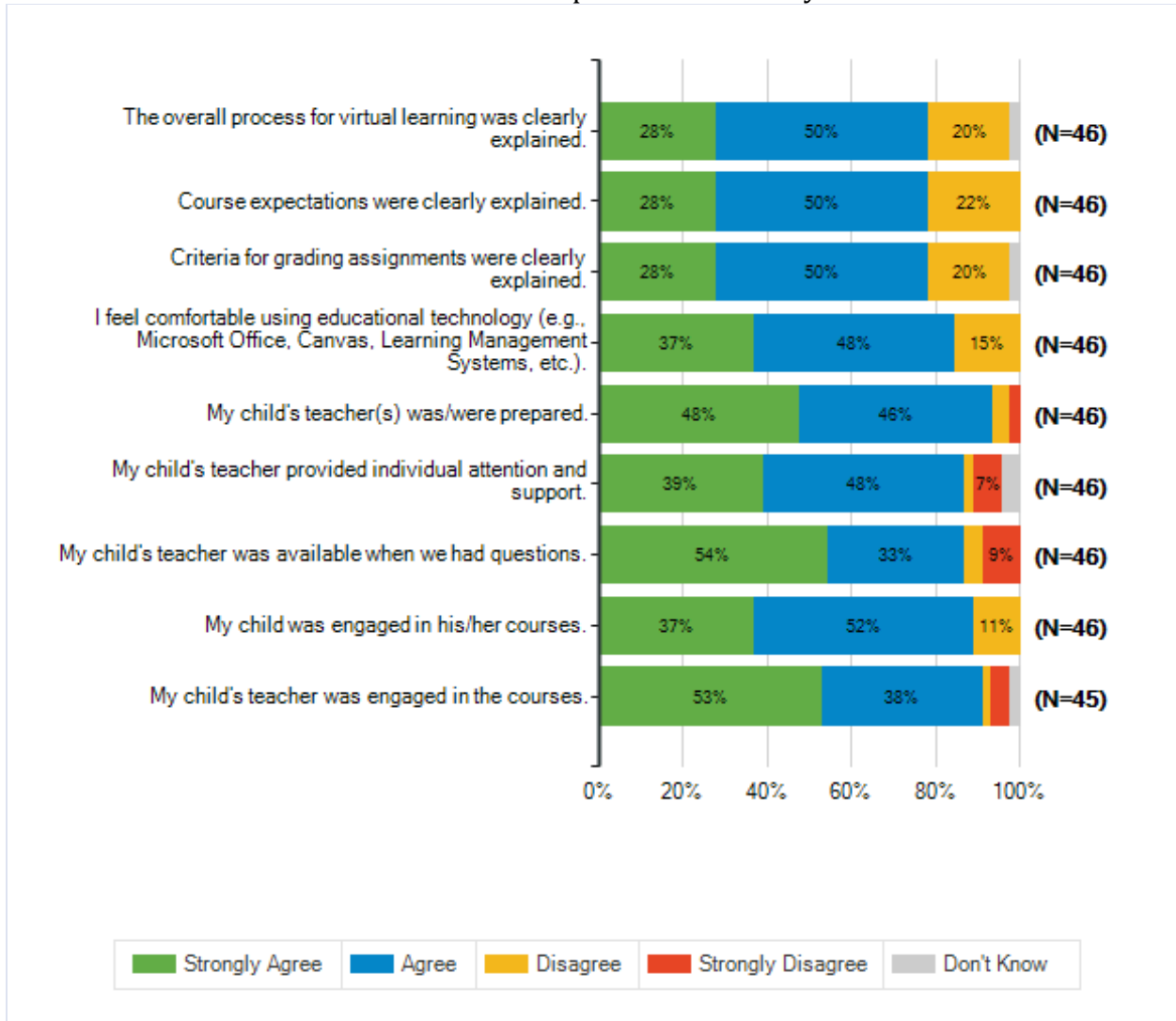
Responses	Count	%
Yes	46	69%
No	21	31%
<b>Total Responses</b>	<b>67</b>	



Lamar Consolidated ISD  
2020-2021 Campus Climate Survey

Overall Preparation for Virtual Learning							
How strongly do you agree or disagree with the following statements?							
		Strongly Agree	Agree	Disagree	Strongly Disagree	Don't Know	Total Responses
	The overall process for virtual learning was clearly explained.	13	23	9	0	1	46
(a)		28%	50%	20%	0%	2%	46
	Course expectations were clearly explained.	13	23	10	0	0	46
(b)		28%	50%	22%	0%	0%	46
	Criteria for grading assignments were clearly explained.	13	23	9	0	1	46
(c)		28%	50%	20%	0%	2%	46
	I feel comfortable using educational technology (e.g., Microsoft Office, Canvas, Learning Management Systems, etc.).	17	22	7	0	0	46
(d)		37%	48%	15%	0%	0%	46
	My child's teacher(s) was/were prepared.	22	21	2	1	0	46
(e)		48%	46%	4%	2%	0%	46
	My child's teacher provided individual attention and support.	18	22	1	3	2	46
(f)		39%	48%	2%	7%	4%	46
	My child's teacher was available when we had questions.	25	15	2	4	0	46
(g)		54%	33%	4%	9%	0%	46
	My child was engaged in his/her courses.	17	24	5	0	0	46
(h)		37%	52%	11%	0%	0%	46
	My child's teacher was engaged in the courses.	24	17	1	2	1	45
(i)		53%	38%	2%	4%	2%	45

Lamar Consolidated ISD  
2020-2021 Campus Climate Survey

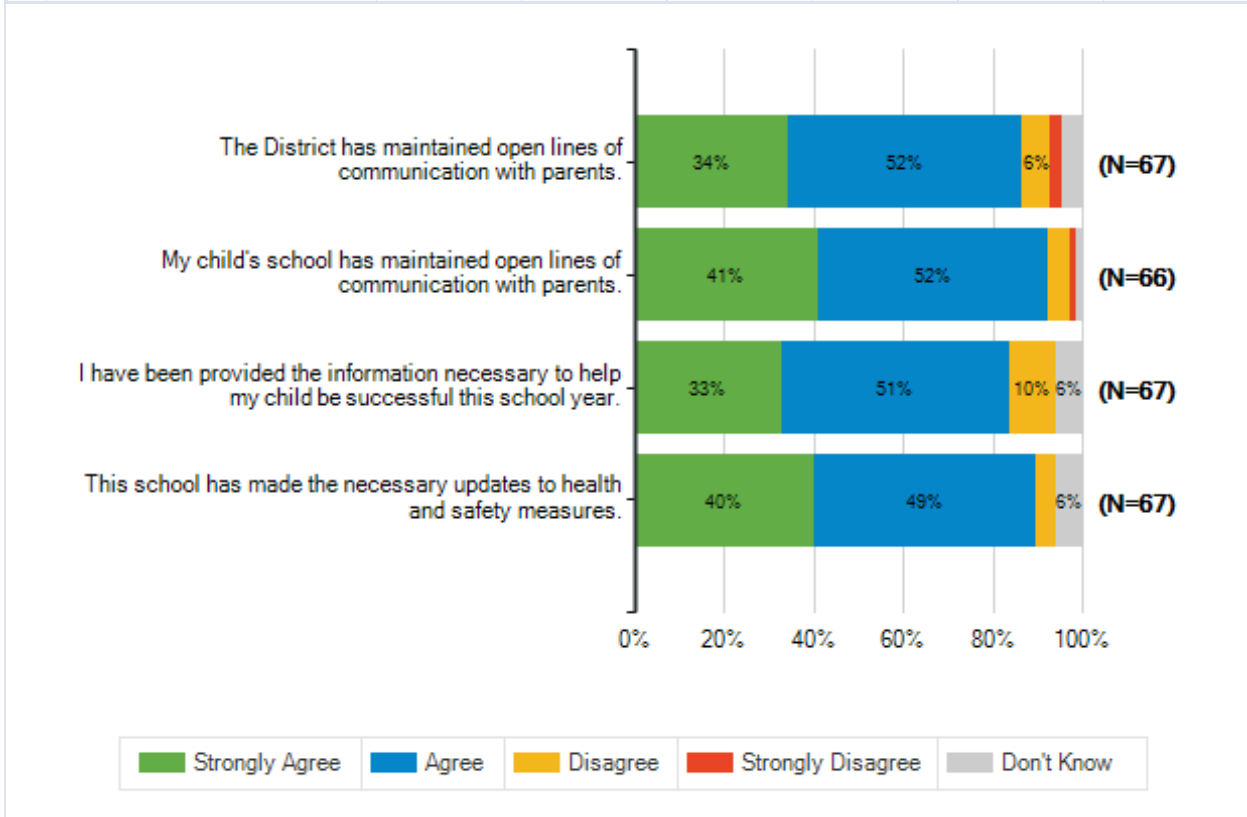


Lamar Consolidated ISD  
2020-2021 Campus Climate Survey

Below are statements about the management of the COVID-19 pandemic. As you respond, please think about your experiences this school year.

How strongly do you agree or disagree with the following statements?

		Strongly Agree	Agree	Disagree	Strongly Disagree	Don't Know	Total Responses
	The District has maintained	23	35	4	2	3	
(a)	open lines of communication with parents.	34%	52%	6%	3%	4%	67
	My child's school has	27	34	3	1	1	
(b)	maintained open lines of communication with parents.	41%	52%	5%	2%	2%	66
	I have been provided the information necessary to help	22	34	7	0	4	
(c)	my child be successful this school year.	33%	51%	10%	0%	6%	67
	This school has made the	27	33	3	0	4	
(d)	necessary updates to health and safety measures.	40%	49%	4%	0%	6%	67



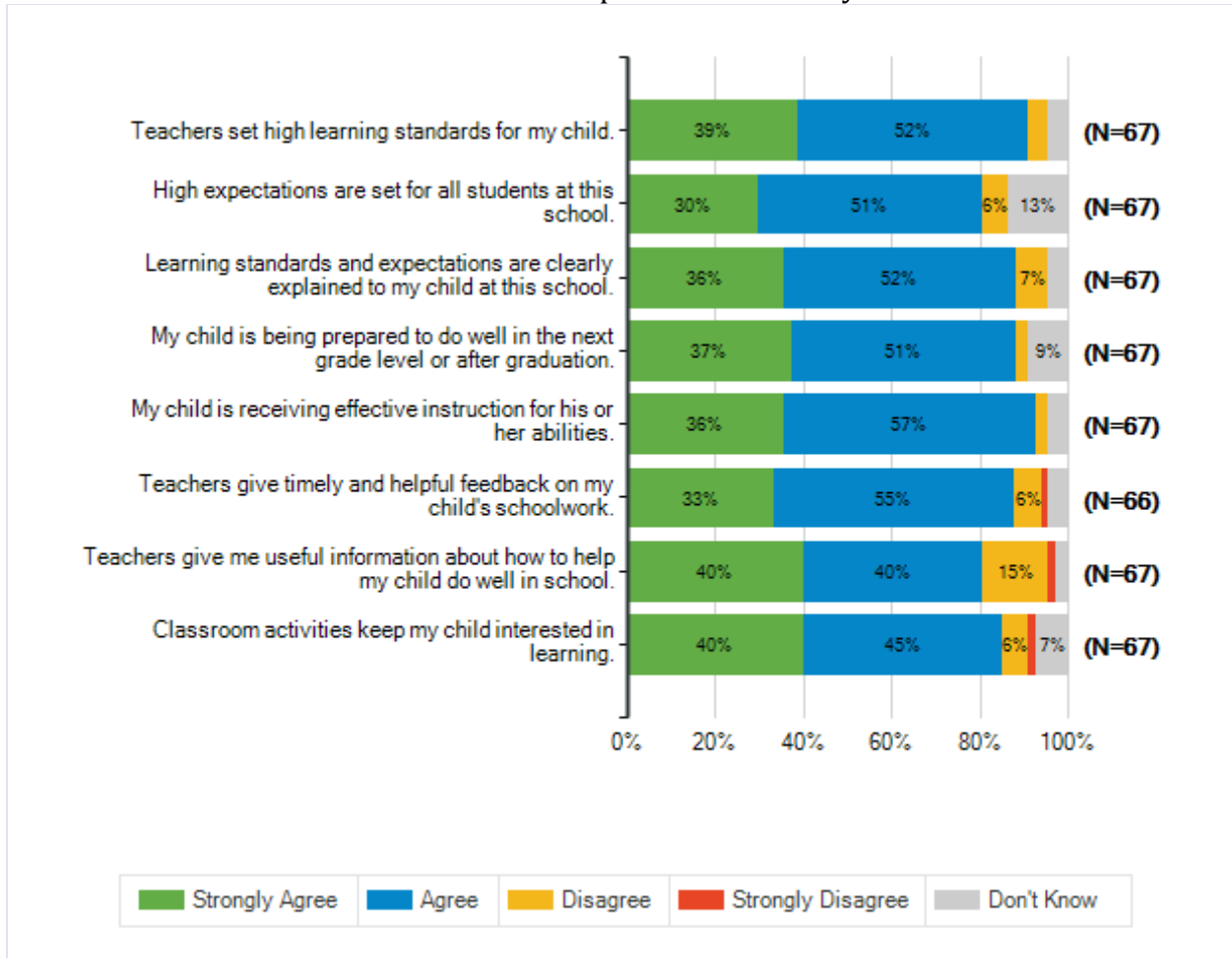
Lamar Consolidated ISD  
2020-2021 Campus Climate Survey

Below are statements about the quality of education your child receives at this school. As you respond, please think about your experiences this school year.

How strongly do you agree or disagree with each of the following statements?

		Strongly Agree	Agree	Disagree	Strongly Disagree	Don't Know	Total Responses
(a)	Teachers set high learning standards for my child.	26 39%	35 52%	3 4%	0 0%	3 4%	67
(b)	High expectations are set for all students at this school.	20 30%	34 51%	4 6%	0 0%	9 13%	67
(c)	Learning standards and expectations are clearly explained to my child at this school.	24 36%	35 52%	5 7%	0 0%	3 4%	67
(d)	My child is being prepared to do well in the next grade level or after graduation.	25 37%	34 51%	2 3%	0 0%	6 9%	67
(e)	My child is receiving effective instruction for his or her abilities.	24 36%	38 57%	2 3%	0 0%	3 4%	67
(f)	Teachers give timely and helpful feedback on my child's schoolwork.	22 33%	36 55%	4 6%	1 2%	3 5%	66
(g)	Teachers give me useful information about how to help my child do well in school.	27 40%	27 40%	10 15%	1 1%	2 3%	67
(h)	Classroom activities keep my child interested in learning.	27 40%	30 45%	4 6%	1 1%	5 7%	67

Lamar Consolidated ISD  
2020-2021 Campus Climate Survey



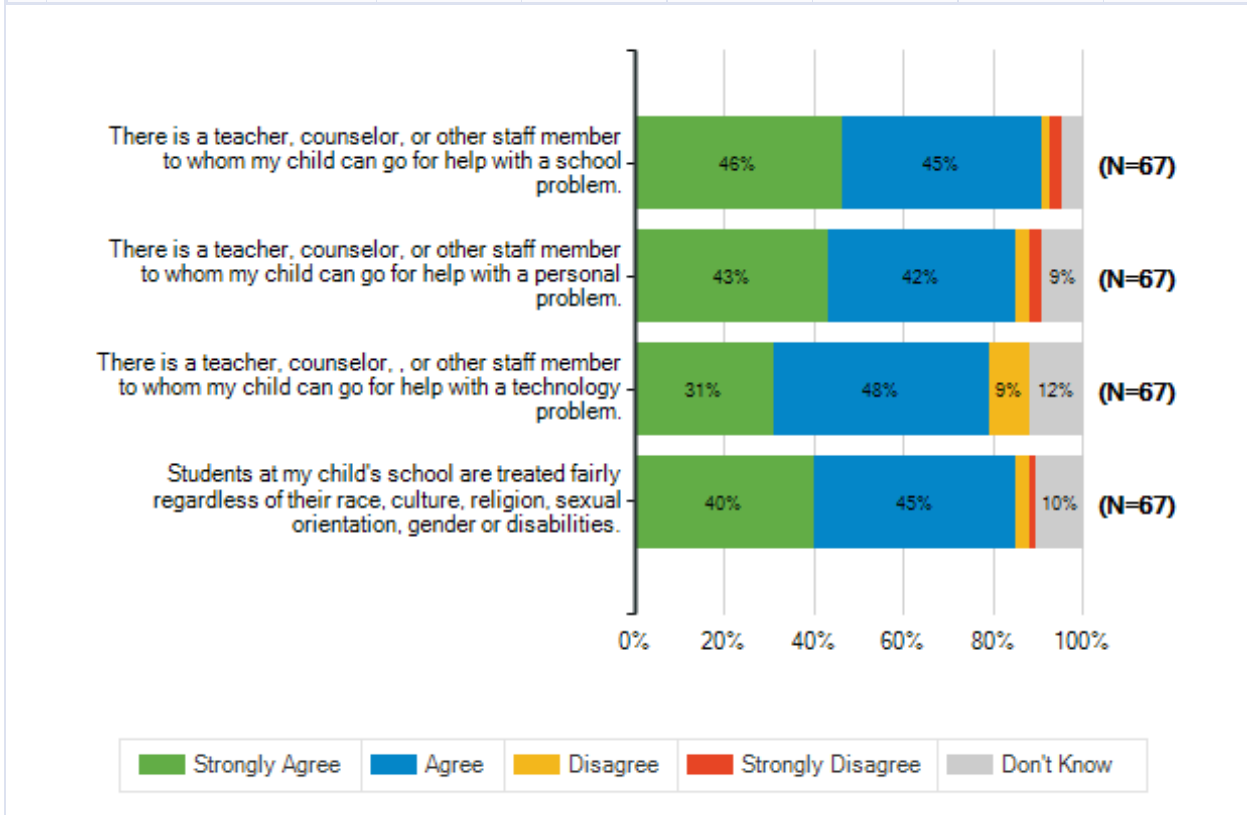


Lamar Consolidated ISD  
2020-2021 Campus Climate Survey

Below are statements about the support students receive at school. As you respond, please think about your experiences this school year.

How strongly do you agree or disagree with each of the following statements?

		Strongly Agree	Agree	Disagree	Strongly Disagree	Don't Know	Total Responses
(a)	There is a teacher, counselor, or other staff member to whom my child can go for help with a school problem.	31	30	1	2	3	67
(b)	There is a teacher, counselor, or other staff member to whom my child can go for help with a personal problem.	29	28	2	2	6	67
(c)	There is a teacher, counselor, , or other staff member to whom my child can go for help with a technology problem.	21	32	6	0	8	67
(d)	Students at my child's school are treated fairly regardless of their race, culture, religion, sexual orientation, gender or disabilities.	27	30	2	1	7	67

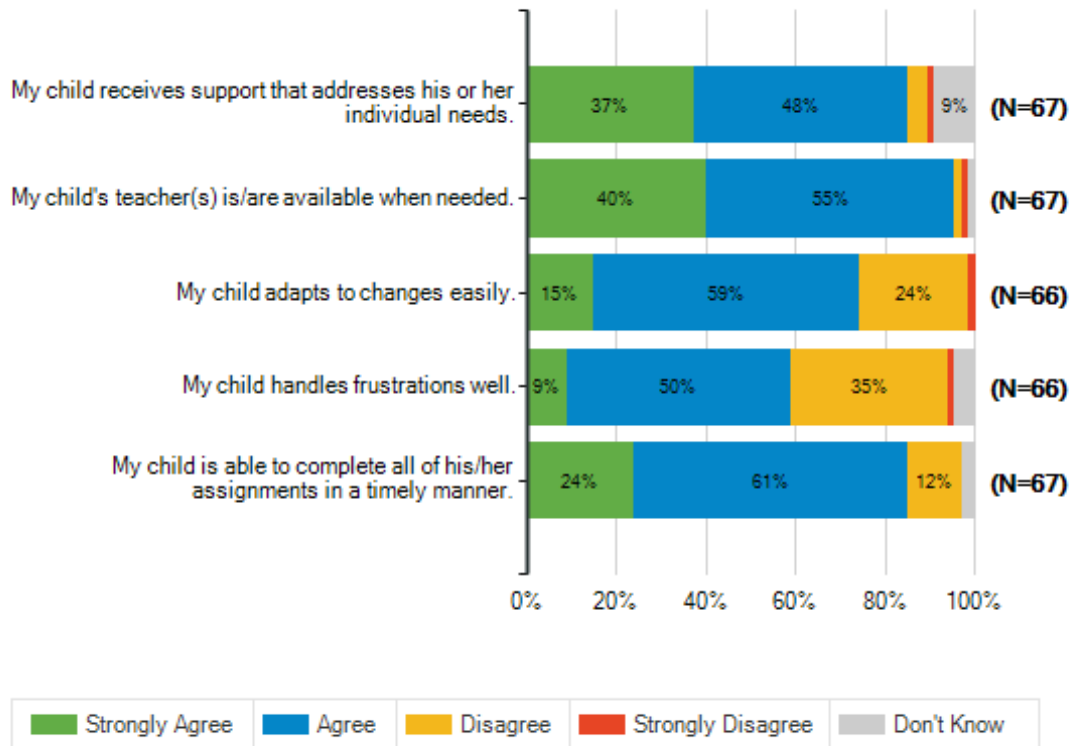


Lamar Consolidated ISD  
2020-2021 Campus Climate Survey

Below are statements about the support students receive at school. As you respond, please think about your experiences this school year.

How strongly do you agree or disagree with each of the following statements?

		Strongly Agree	Agree	Disagree	Strongly Disagree	Don't Know	Total Responses
	My child receives support that	25	32	3	1	6	
(a)	addresses his or her individual needs.	37%	48%	4%	1%	9%	67
	My child's teacher(s) is/are	27	37	1	1	1	
(b)	available when needed.	40%	55%	1%	1%	1%	67
	My child adapts to changes	10	39	16	1	0	
(c)	easily.	15%	59%	24%	2%	0%	66
	My child handles frustrations	6	33	23	1	3	
(d)	well.	9%	50%	35%	2%	5%	66
	My child is able to complete	16	41	8	0	2	
(e)	all of his/her assignments in a timely manner.	24%	61%	12%	0%	3%	67

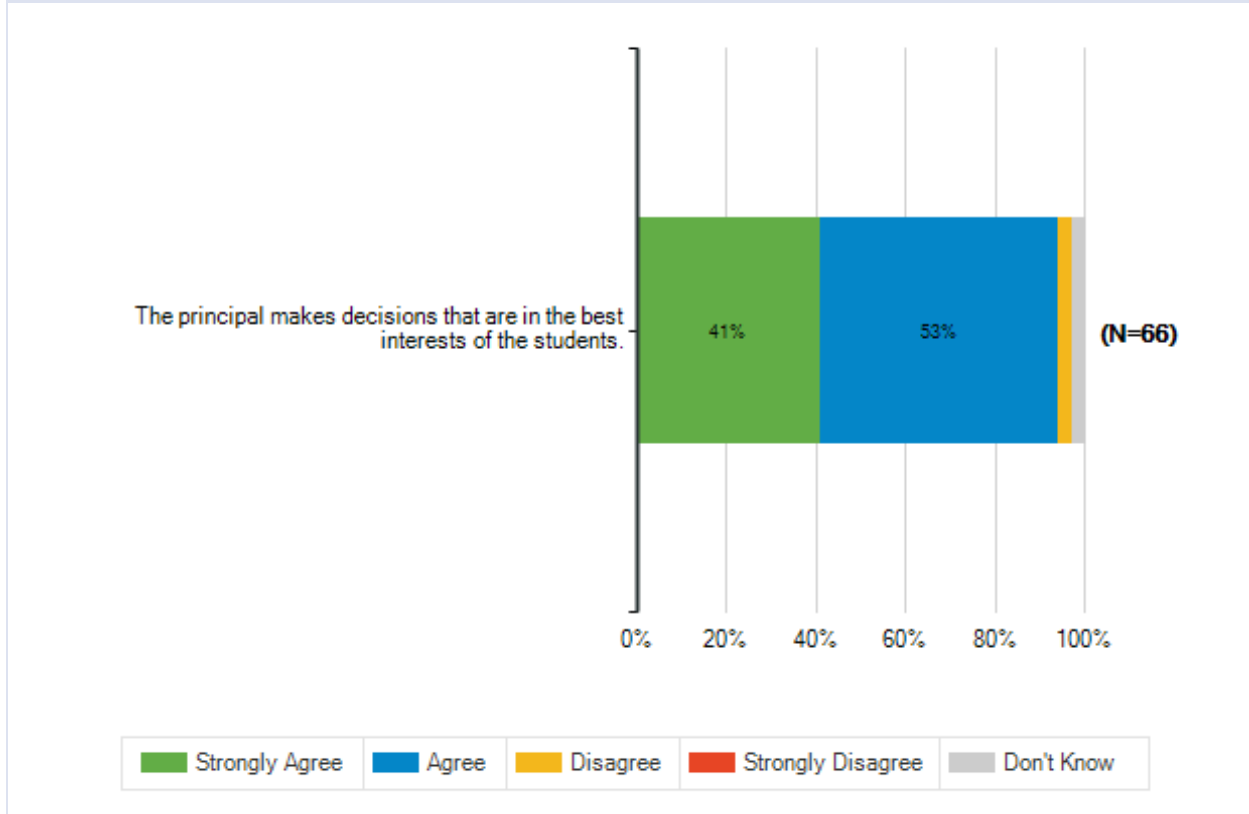


Lamar Consolidated ISD  
2020-2021 Campus Climate Survey

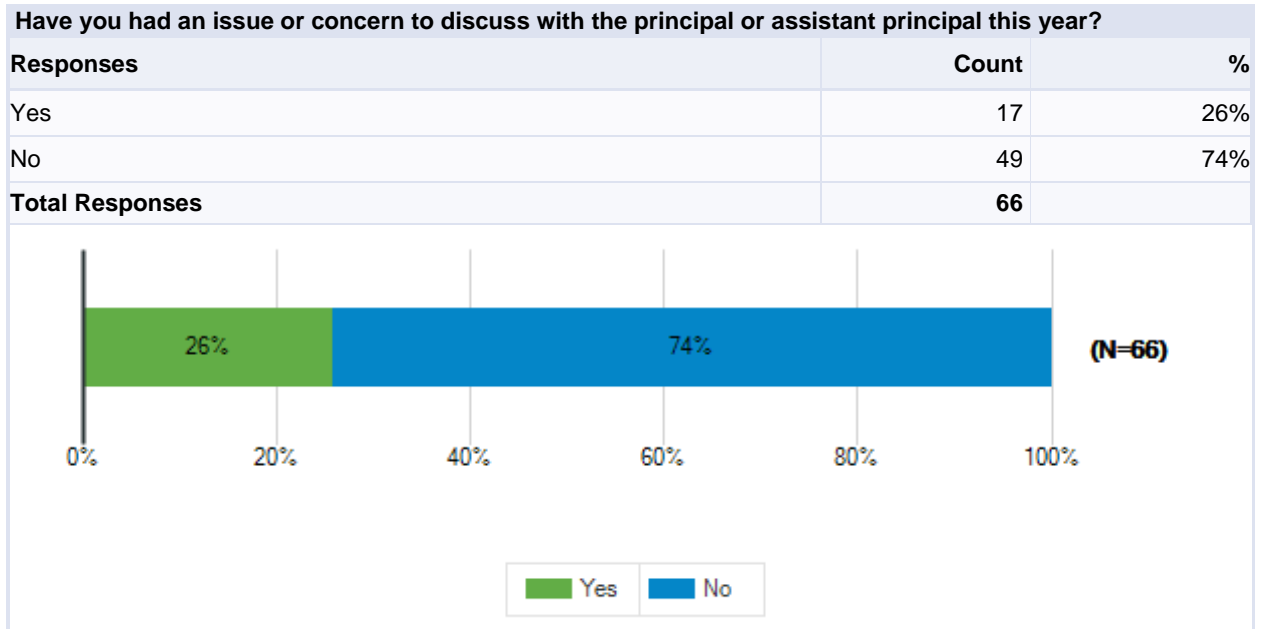
Below are statements related to the principal and assistant principals. As you respond, please think about your experiences this school year.

How strongly do you agree or disagree with each of the following statements?

	Strongly Agree	Agree	Disagree	Strongly Disagree	Don't Know	Total Responses
The principal makes	27	35	2	0	2	
(a) decisions that are in the best interests of the students.	41%	53%	3%	0%	3%	66



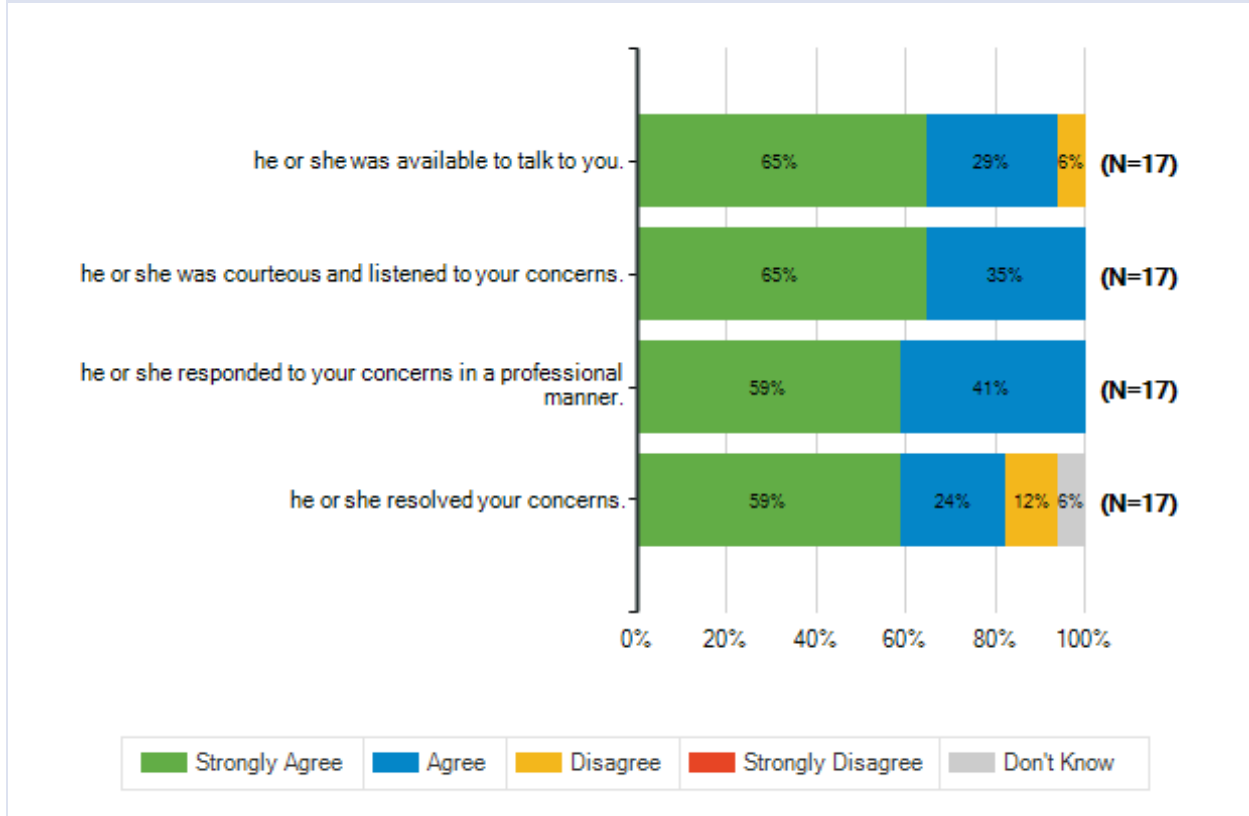
Lamar Consolidated ISD  
2020-2021 Campus Climate Survey



Lamar Consolidated ISD  
2020-2021 Campus Climate Survey

When you have had an issue or concern to discuss with a school administrator . . .

		Strongly Agree	Agree	Disagree	Strongly Disagree	Don't Know	Total Responses
(a)	he or she was available to talk to you.	11 65%	5 29%	1 6%	0 0%	0 0%	17
(b)	he or she was courteous and listened to your concerns.	11 65%	6 35%	0 0%	0 0%	0 0%	17
(c)	he or she responded to your concerns in a professional manner.	10 59%	7 41%	0 0%	0 0%	0 0%	17
(d)	he or she resolved your concerns.	10 59%	4 24%	2 12%	0 0%	1 6%	17

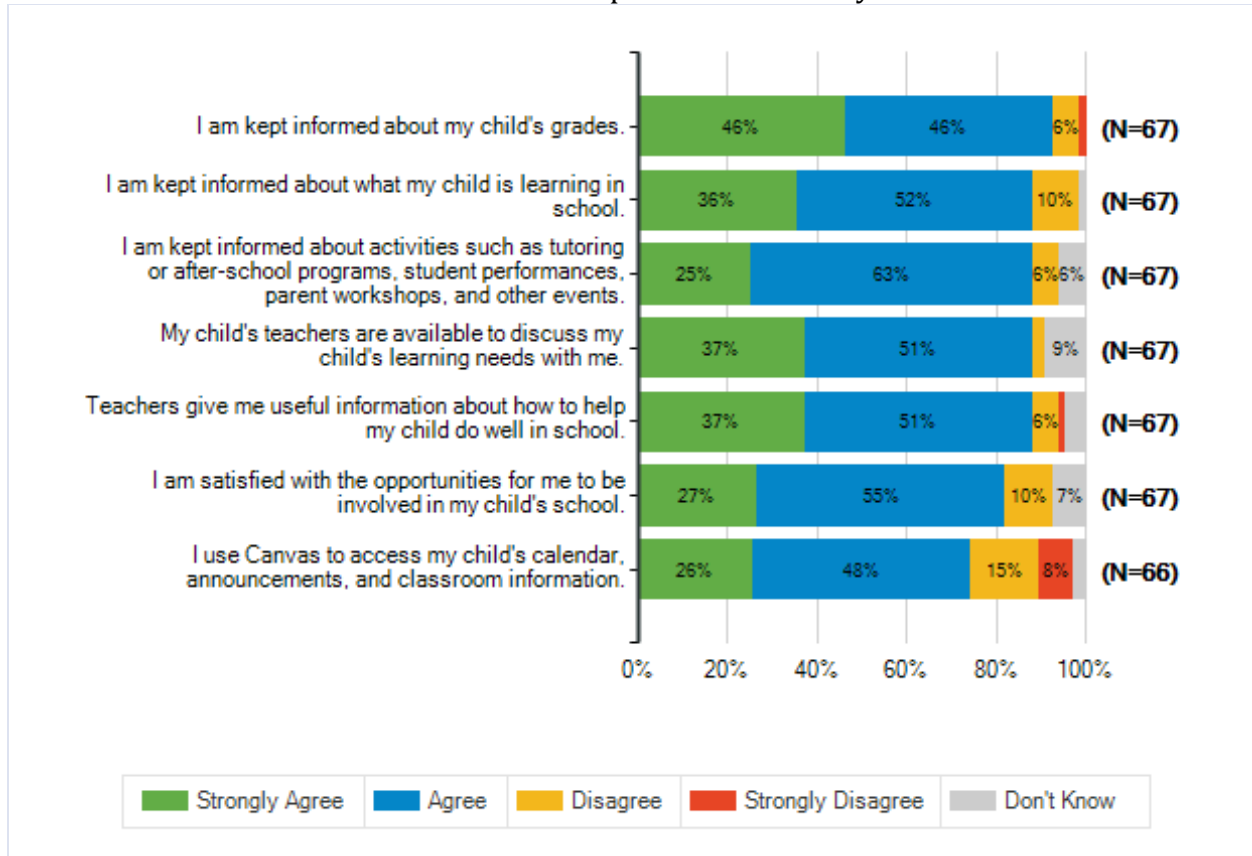


Lamar Consolidated ISD  
2020-2021 Campus Climate Survey

Below are statements about the relationship between you and your child's school. As you respond, please think about your experiences this school year.

How strongly do you agree or disagree with each of the following statements?							
		Strongly Agree	Agree	Disagree	Strongly Disagree	Don't Know	Total Responses
(a)	I am kept informed about my child's grades.	31 46%	31 46%	4 6%	1 1%	0 0%	67
(b)	I am kept informed about what my child is learning in school.	24 36%	35 52%	7 10%	0 0%	1 1%	67
(c)	I am kept informed about activities such as tutoring or after-school programs, student performances, parent workshops, and other events.	17 25%	42 63%	4 6%	0 0%	4 6%	67
(d)	My child's teachers are available to discuss my child's learning needs with me.	25 37%	34 51%	2 3%	0 0%	6 9%	67
(e)	Teachers give me useful information about how to help my child do well in school.	25 37%	34 51%	4 6%	1 1%	3 4%	67
(f)	I am satisfied with the opportunities for me to be involved in my child's school.	18 27%	37 55%	7 10%	0 0%	5 7%	67
(g)	I use Canvas to access my child's calendar, announcements, and classroom information.	17 26%	32 48%	10 15%	5 8%	2 3%	66

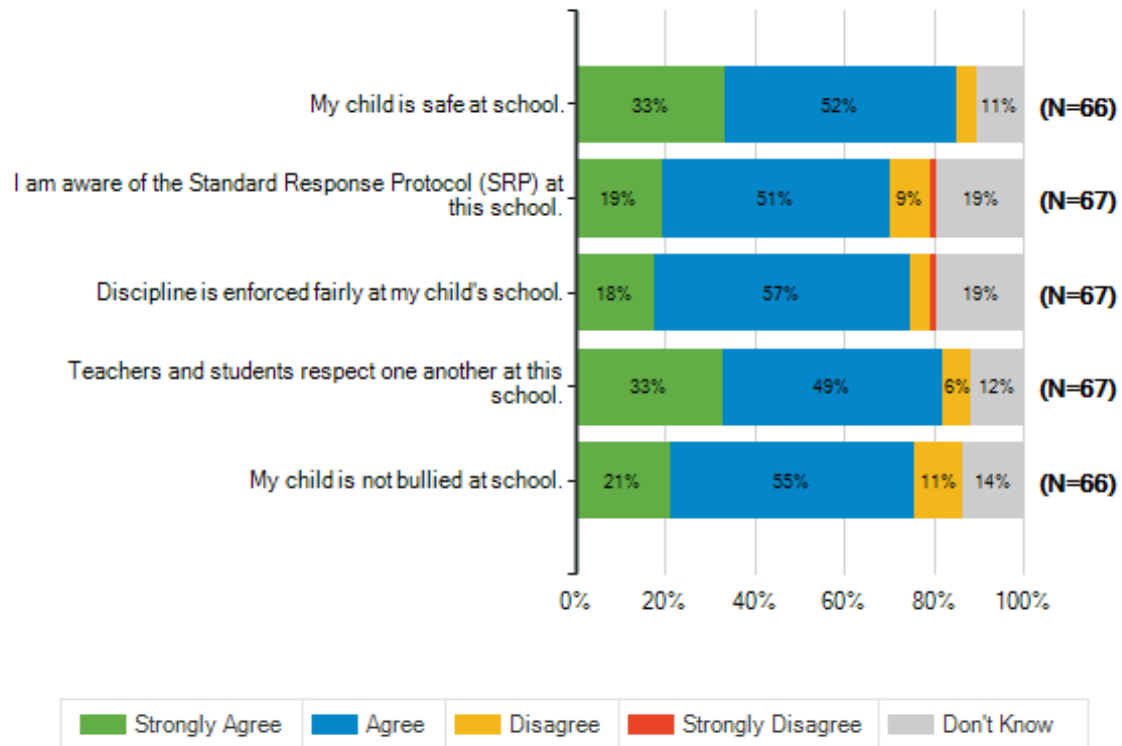
Lamar Consolidated ISD  
2020-2021 Campus Climate Survey



Lamar Consolidated ISD  
2020-2021 Campus Climate Survey

Below are statements related to safety and behavior. As you respond, please think about your experiences this school year.

How strongly do you agree or disagree with each of the following statements?							
	Strongly Agree	Agree	Disagree	Strongly Disagree	Don't Know	Total Responses	
(a) My child is safe at school.	22	34	3	0	7	66	
I am aware of the Standard Response Protocol (SRP) at this school.	13	34	6	1	13	67	
(b) Discipline is enforced fairly at my child's school.	12	38	3	1	13	67	
(c) Teachers and students respect one another at this school.	18	57	4	1	19	67	
(d) My child is not bullied at school.	22	33	4	0	8	67	
(e)	33	49	6	0	12	67	
	14	36	7	0	9	66	
	21	55	11	0	14	66	



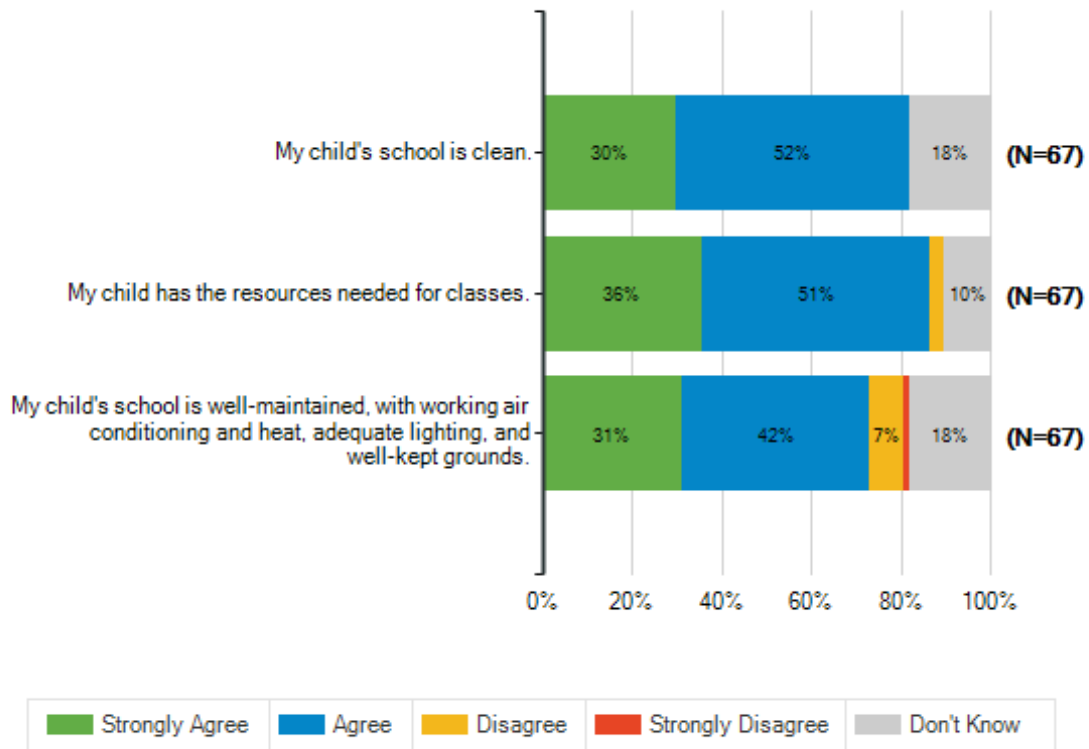


Lamar Consolidated ISD  
2020-2021 Campus Climate Survey

Below are statements related to how the school is managed. As you respond, please think about your experiences this school year.

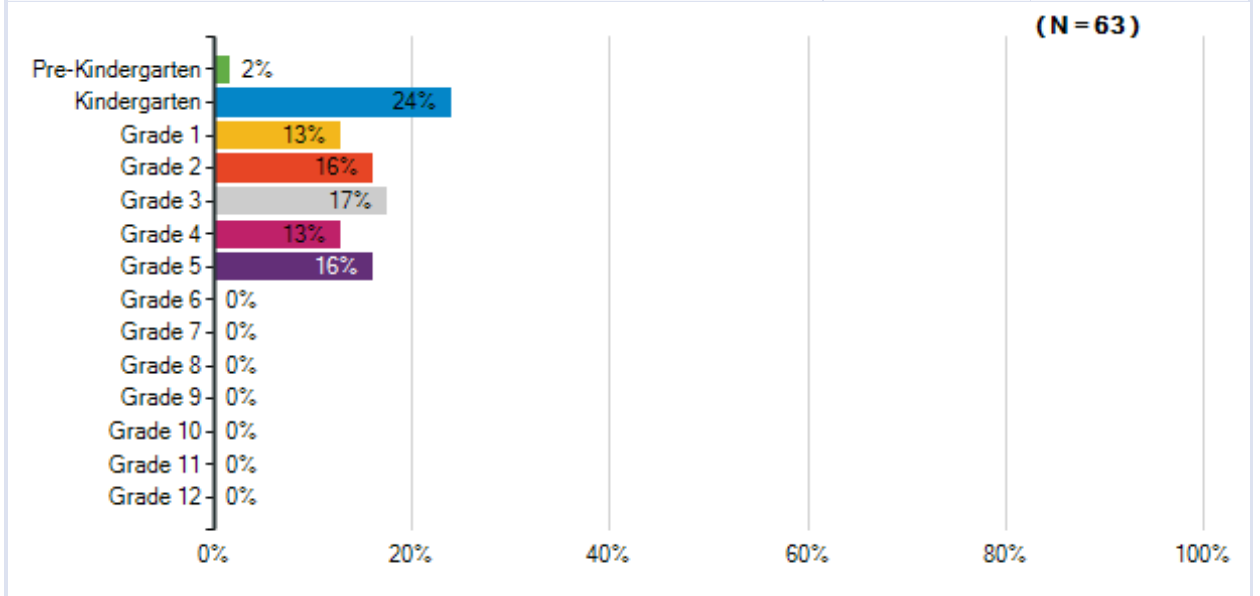
How strongly do you agree or disagree with each of the following statements?

	Strongly Agree	Agree	Disagree	Strongly Disagree	Don't Know	Total Responses
(a) My child's school is clean.	20	35	0	0	12	67
(b) My child has the resources needed for classes.	24	34	2	0	7	67
(c) My child's school is well-maintained, with working air conditioning and heat, adequate lighting, and well-kept grounds.	21	28	5	1	12	67



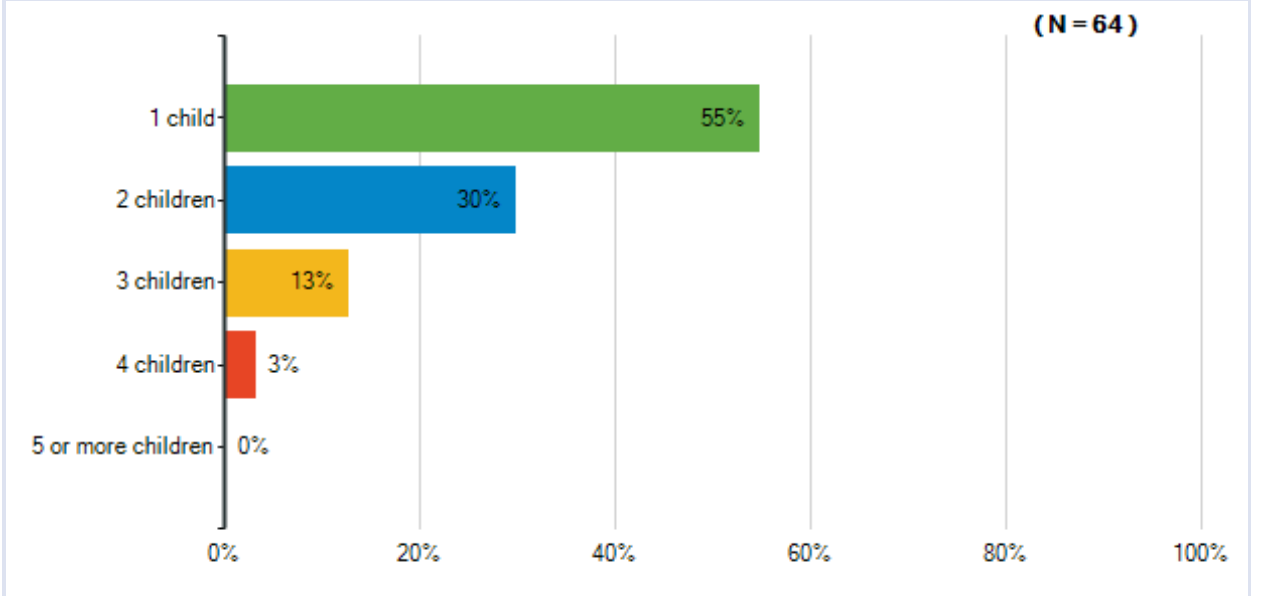
Lamar Consolidated ISD  
2020-2021 Campus Climate Survey

What grade is your child enrolled in at this school?		
Responses	Count	%
Pre-Kindergarten	1	2%
Kindergarten	15	24%
Grade 1	8	13%
Grade 2	10	16%
Grade 3	11	17%
Grade 4	8	13%
Grade 5	10	16%
Grade 6	0	0%
Grade 7	0	0%
Grade 8	0	0%
Grade 9	0	0%
Grade 10	0	0%
Grade 11	0	0%
Grade 12	0	0%
<b>Total Responses</b>	<b>63</b>	



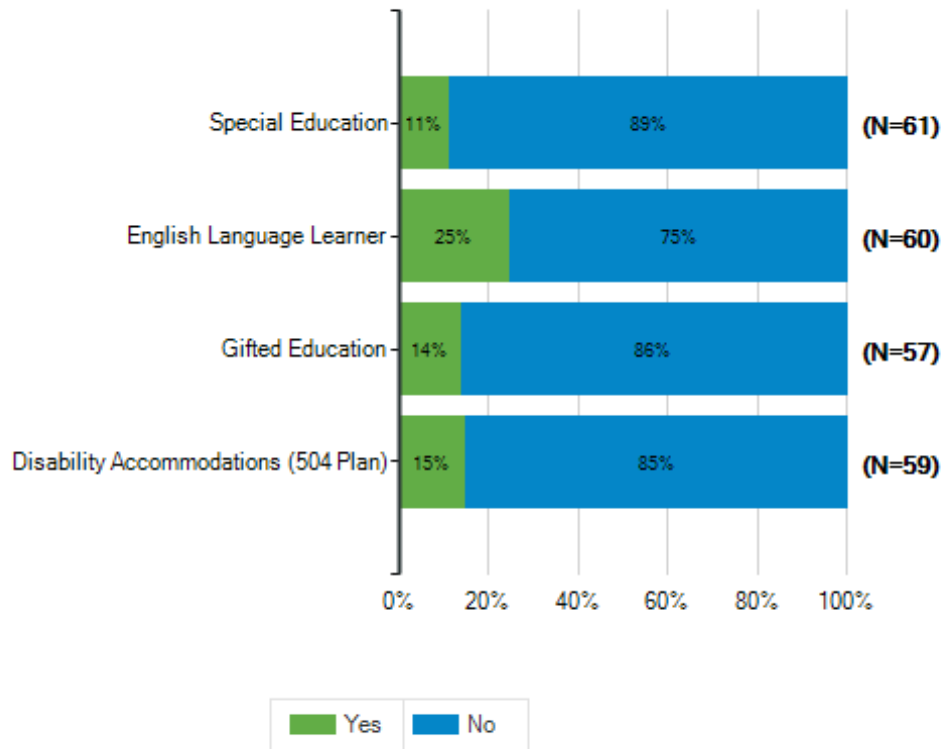
Lamar Consolidated ISD  
2020-2021 Campus Climate Survey

How many of your children attend a district school?		
Responses	Count	%
1 child	35	55%
2 children	19	30%
3 children	8	13%
4 children	2	3%
5 or more children	0	0%
<b>Total Responses</b>	<b>64</b>	



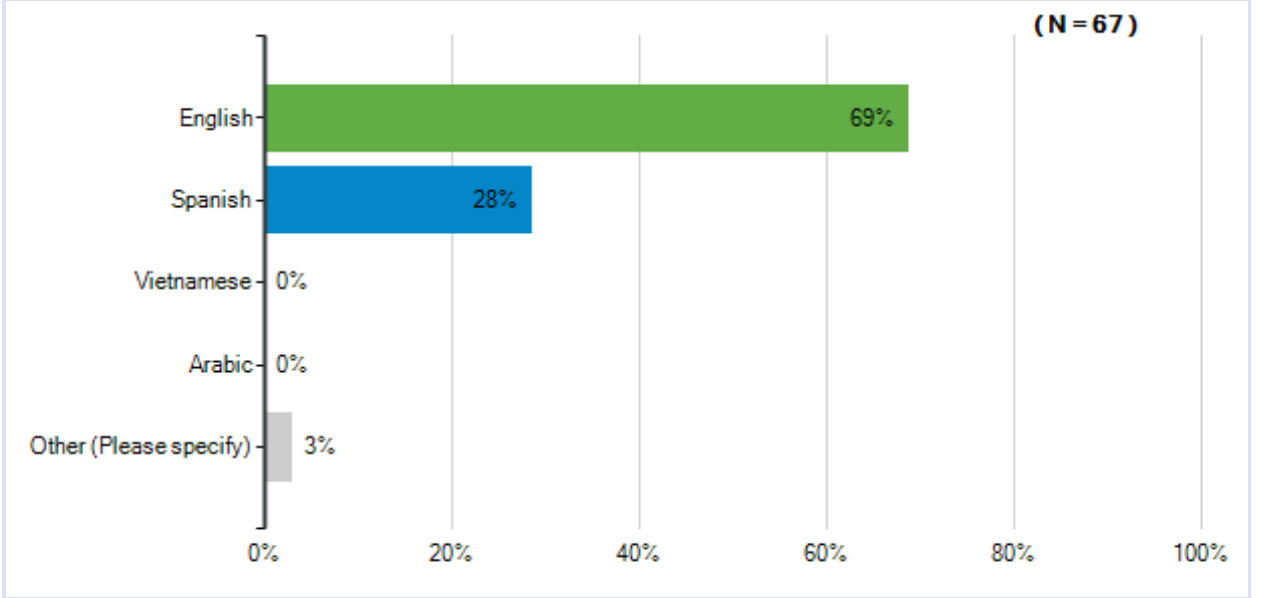
Lamar Consolidated ISD  
2020-2021 Campus Climate Survey

Does your child receive any of the following services at this school?				
		Yes	No	Total Responses
(a) Special Education		7	54	61
		11%	89%	
(b) English Language Learner		15	45	60
		25%	75%	
(c) Gifted Education		8	49	57
		14%	86%	
(d) Disability Accommodations (504 Plan)		9	50	59
		15%	85%	



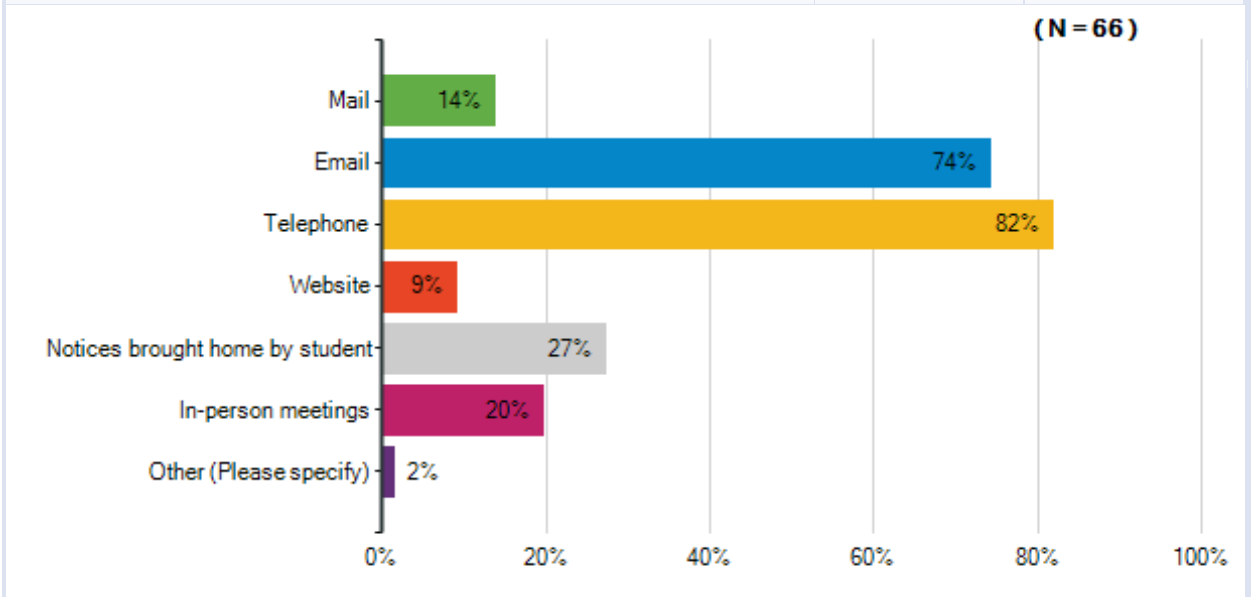
Lamar Consolidated ISD  
2020-2021 Campus Climate Survey

What language do you speak most often at home?		
Responses	Count	%
English	46	69%
Spanish	19	28%
Vietnamese	0	0%
Arabic	0	0%
Other (Please specify)	2	3%
<b>Total Responses</b>	<b>67</b>	



Lamar Consolidated ISD  
2020-2021 Campus Climate Survey

What are the best ways for the school to communicate with you about your child's education?		
Responses	Count	%
Mail	9	14%
Email	49	74%
Telephone	54	82%
Website	6	9%
Notices brought home by student	18	27%
In-person meetings	13	20%
Other (Please specify)	1	2%
<b>Total Unique Responses</b>	<b>66</b>	
<b>Total Responses</b>	<b>150</b>	



**Note:** Multiple answers per participant possible. Percentages added may exceed 100 since a participant may select more than one answer for this question.

Lamar Consolidated ISD  
2020-2021 Campus Climate Survey

How did you learn about this survey?		
Responses	Count	%
Email	55	82%
District All-Call system (Skylert)	2	3%
District website	2	3%
Facebook	0	0%
Twitter	0	0%
Notice brought home by student	5	7%
From another parent	0	0%
From a District employee	2	3%
Local news media (TV, radio, newspaper, website)	0	0%
Other (Please specify)	1	1%
<b>Total Responses</b>	<b>67</b>	

