

# Campus Climate Survey

2020-2021 Survey Results - Parents

## Tamarron Elementary

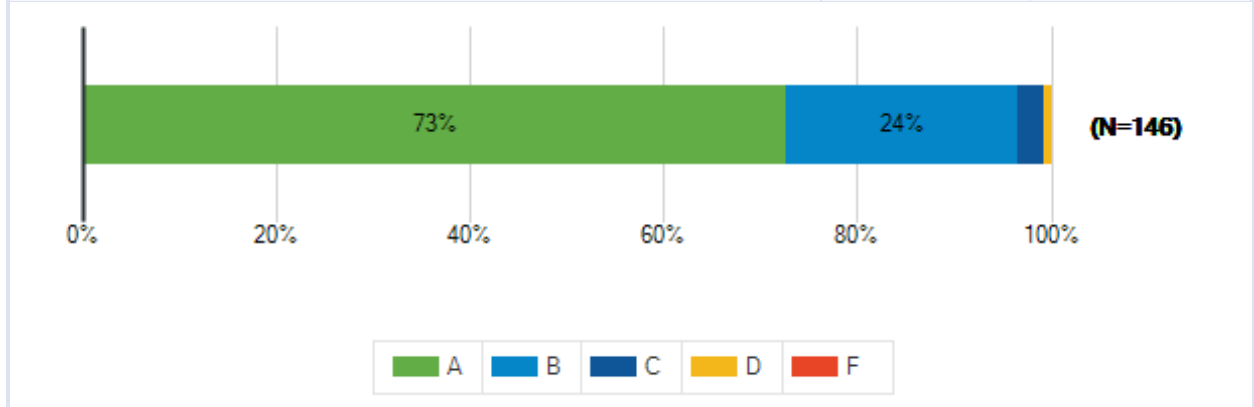
Lamar Consolidated ISD  
November 30 - December 20, 2020



Lamar Consolidated ISD  
2020-2021 Campus Climate Survey

Students receive grades of A, B, C, D or F to report the quality of their work. What grade would you give the overall quality of your child's school? On this scale, A represents outstanding, C is average and F is failing.

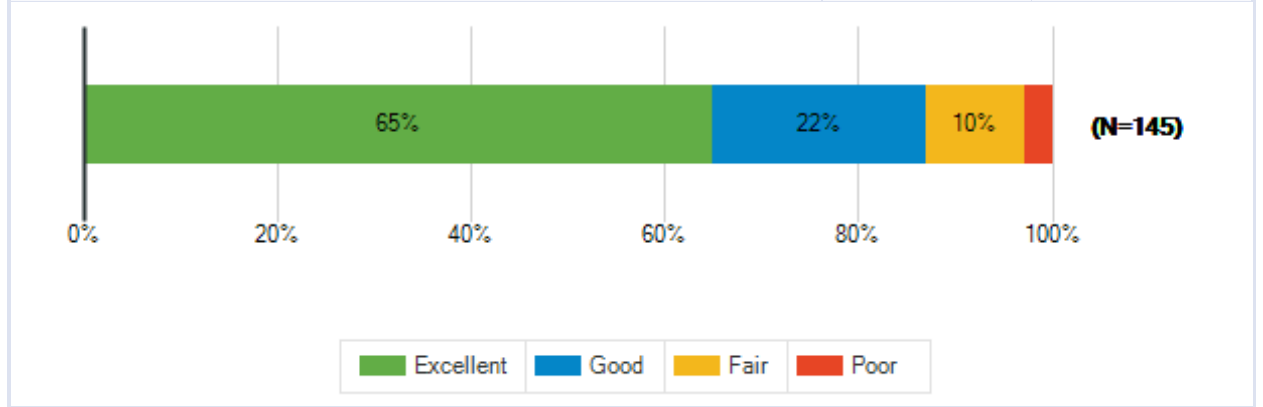
Responses	Count	%
A	106	73%
B	35	24%
C	4	3%
D	1	1%
F	0	0%
<b>Total Responses</b>	<b>146</b>	



Lamar Consolidated ISD  
2020-2021 Campus Climate Survey

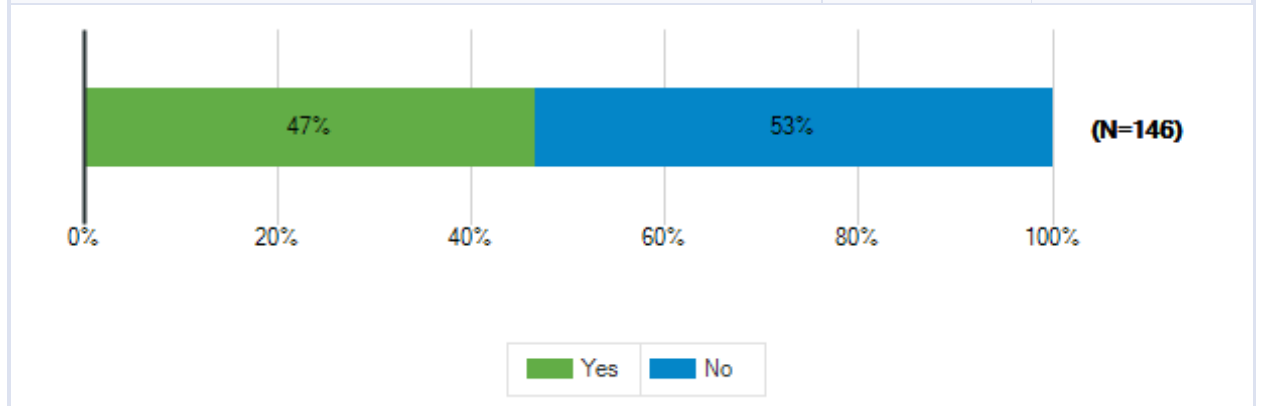
Overall, how would you rate how Lamar CISD handled the COVID-19 pandemic for the 2020-2021 school year?

Responses	Count	%
Excellent	94	65%
Good	32	22%
Fair	15	10%
Poor	4	3%
<b>Total Responses</b>	<b>145</b>	



Has your child participated in virtual learning during the 2020-2021 school year?

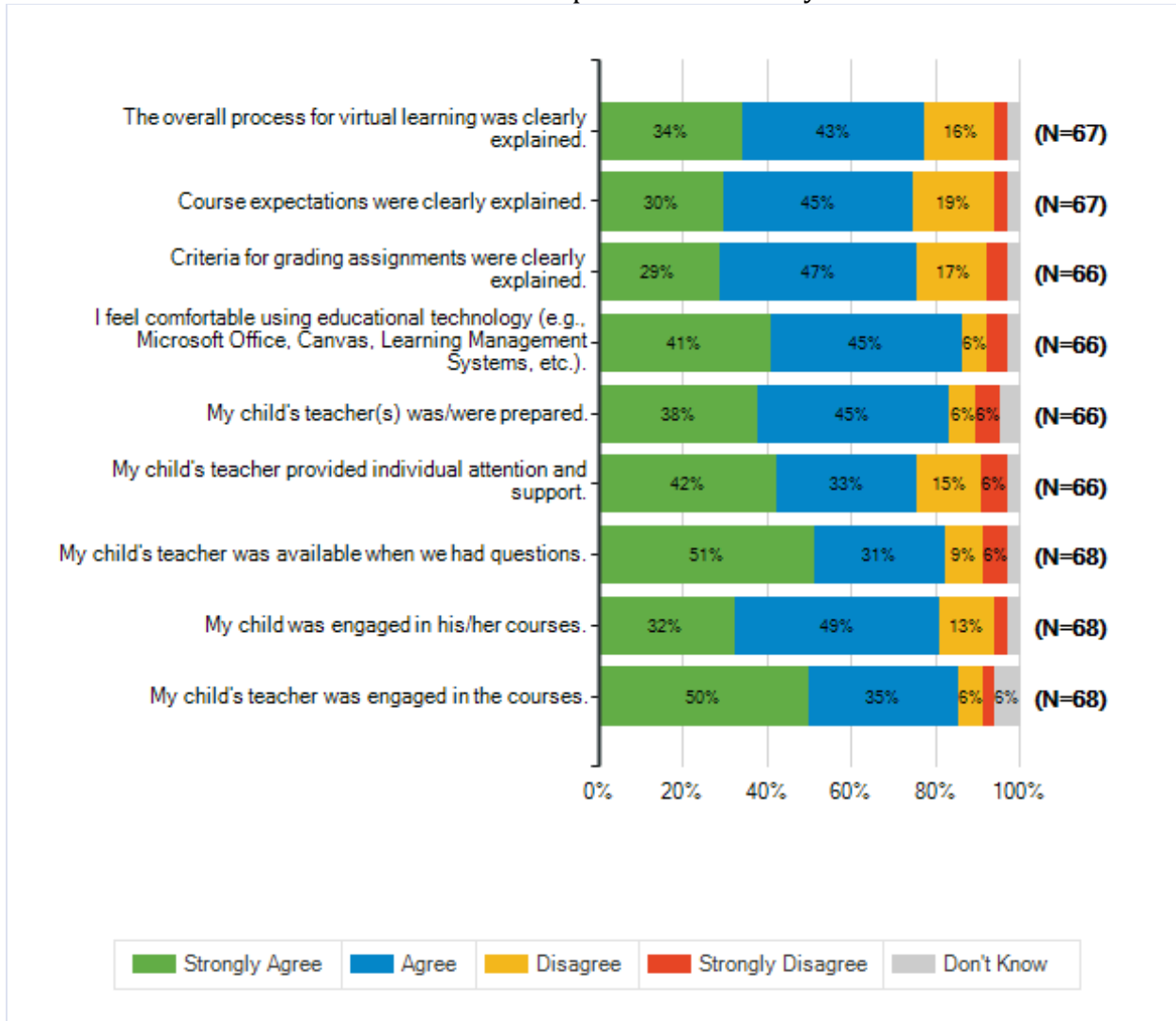
Responses	Count	%
Yes	68	47%
No	78	53%
<b>Total Responses</b>	<b>146</b>	



Lamar Consolidated ISD  
2020-2021 Campus Climate Survey

Overall Preparation for Virtual Learning							
How strongly do you agree or disagree with the following statements?							
		Strongly Agree	Agree	Disagree	Strongly Disagree	Don't Know	Total Responses
	The overall process for virtual learning was clearly explained.	23	29	11	2	2	67
(a)		34%	43%	16%	3%	3%	67
	Course expectations were clearly explained.	20	30	13	2	2	67
(b)		30%	45%	19%	3%	3%	67
	Criteria for grading assignments were clearly explained.	19	31	11	3	2	66
(c)		29%	47%	17%	5%	3%	66
	I feel comfortable using educational technology (e.g., Microsoft Office, Canvas, Learning Management Systems, etc.).	27	30	4	3	2	66
(d)		41%	45%	6%	5%	3%	66
	My child's teacher(s) was/were prepared.	25	30	4	4	3	66
(e)		38%	45%	6%	6%	5%	66
	My child's teacher provided individual attention and support.	28	22	10	4	2	66
(f)		42%	33%	15%	6%	3%	66
	My child's teacher was available when we had questions.	35	21	6	4	2	68
(g)		51%	31%	9%	6%	3%	68
	My child was engaged in his/her courses.	22	33	9	2	2	68
(h)		32%	49%	13%	3%	3%	68
	My child's teacher was engaged in the courses.	34	24	4	2	4	68
(i)		50%	35%	6%	3%	6%	68

Lamar Consolidated ISD  
2020-2021 Campus Climate Survey

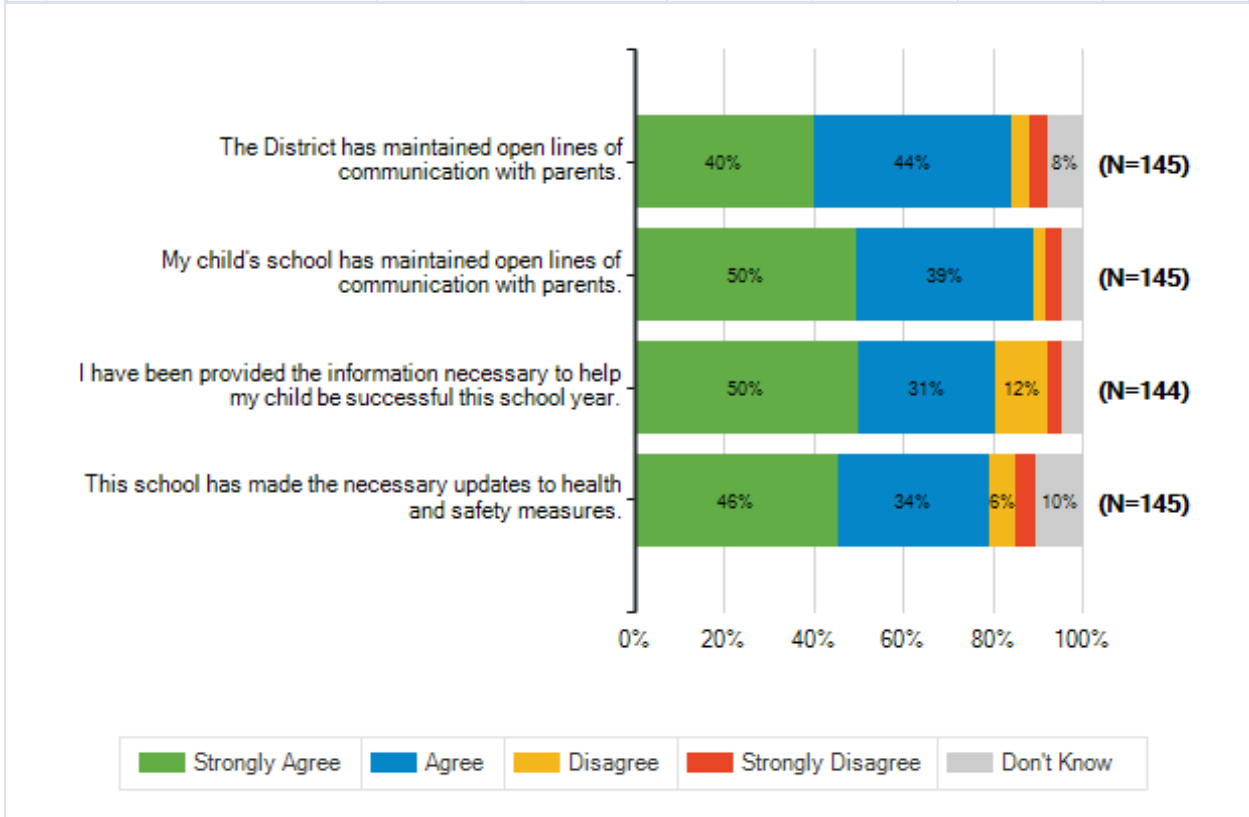


Lamar Consolidated ISD  
2020-2021 Campus Climate Survey

Below are statements about the management of the COVID-19 pandemic. As you respond, please think about your experiences this school year.

How strongly do you agree or disagree with the following statements?

		Strongly Agree	Agree	Disagree	Strongly Disagree	Don't Know	Total Responses
	The District has maintained	58	64	6	6	11	
(a)	open lines of communication with parents.	40%	44%	4%	4%	8%	145
	My child's school has	72	57	4	5	7	
(b)	maintained open lines of communication with parents.	50%	39%	3%	3%	5%	145
	I have been provided the information necessary to help	72	44	17	4	7	
(c)	my child be successful this school year.	50%	31%	12%	3%	5%	144
	This school has made the	66	49	8	7	15	
(d)	necessary updates to health and safety measures.	46%	34%	6%	5%	10%	145



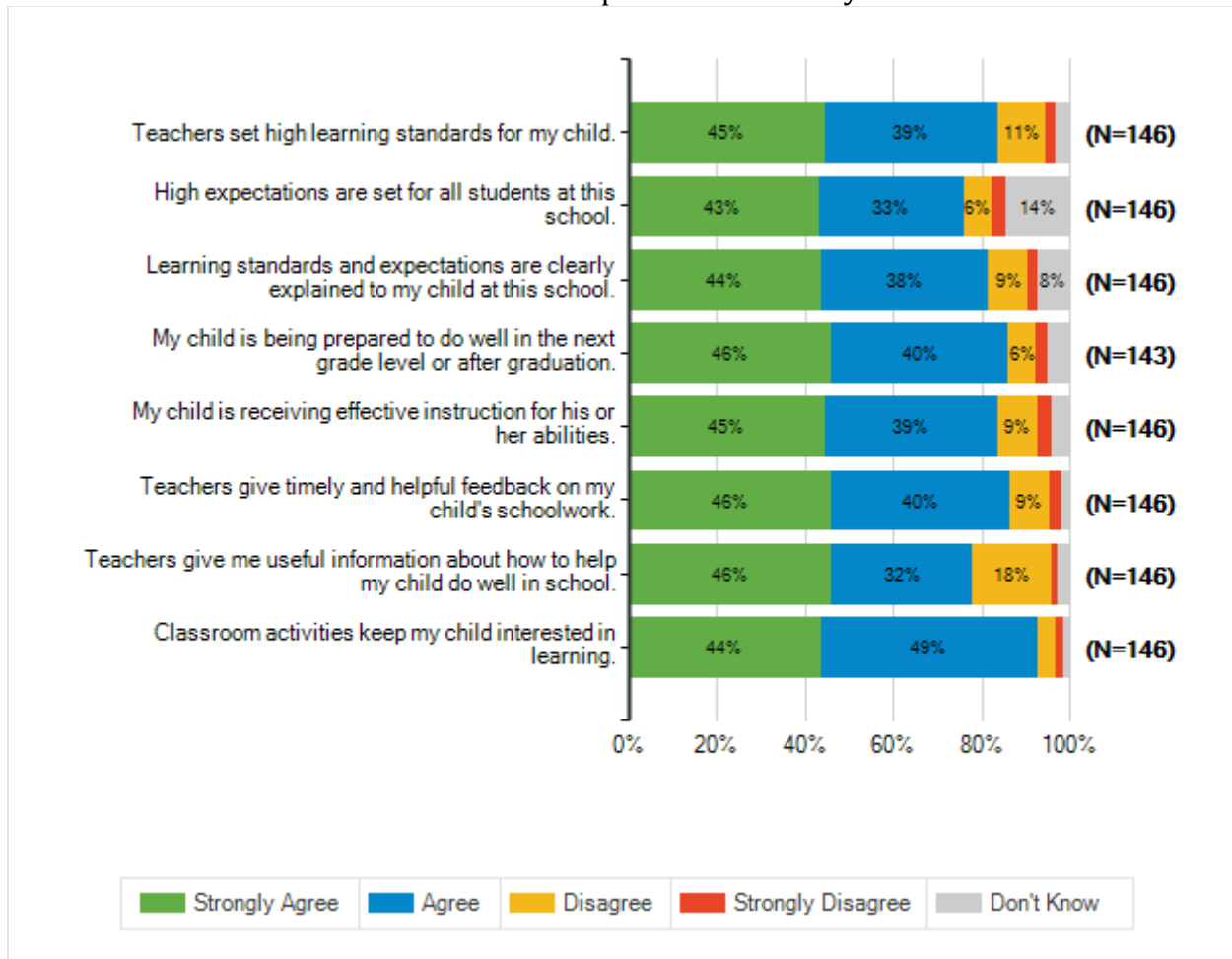
Lamar Consolidated ISD  
2020-2021 Campus Climate Survey

Below are statements about the quality of education your child receives at this school. As you respond, please think about your experiences this school year.

How strongly do you agree or disagree with each of the following statements?

		Strongly Agree	Agree	Disagree	Strongly Disagree	Don't Know	Total Responses
(a)	Teachers set high learning standards for my child.	65 45%	57 39%	16 11%	3 2%	5 3%	146
(b)	High expectations are set for all students at this school.	63 43%	48 33%	9 6%	5 3%	21 14%	146
(c)	Learning standards and expectations are clearly explained to my child at this school.	64 44%	55 38%	13 9%	3 2%	11 8%	146
(d)	My child is being prepared to do well in the next grade level or after graduation.	66 46%	57 40%	9 6%	4 3%	7 5%	143
(e)	My child is receiving effective instruction for his or her abilities.	65 45%	57 39%	13 9%	5 3%	6 4%	146
(f)	Teachers give timely and helpful feedback on my child's schoolwork.	67 46%	59 40%	13 9%	4 3%	3 2%	146
(g)	Teachers give me useful information about how to help my child do well in school.	67 46%	47 32%	26 18%	2 1%	4 3%	146
(h)	Classroom activities keep my child interested in learning.	64 44%	71 49%	6 4%	3 2%	2 1%	146

Lamar Consolidated ISD  
2020-2021 Campus Climate Survey



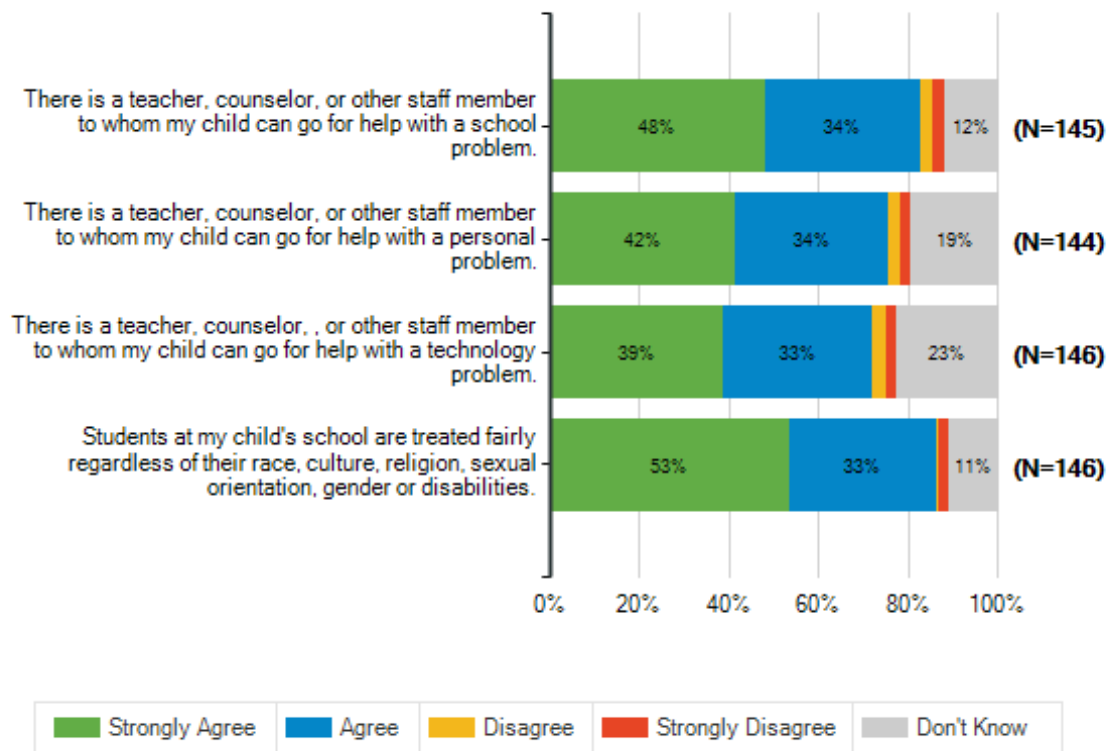


Lamar Consolidated ISD  
2020-2021 Campus Climate Survey

Below are statements about the support students receive at school. As you respond, please think about your experiences this school year.

How strongly do you agree or disagree with each of the following statements?

		Strongly Agree	Agree	Disagree	Strongly Disagree	Don't Know	Total Responses
(a)	There is a teacher, counselor, or other staff member to whom my child can go for help with a school problem.	70 48%	50 34%	4 3%	4 3%	17 12%	145
(b)	There is a teacher, counselor, or other staff member to whom my child can go for help with a personal problem.	60 42%	49 34%	4 3%	3 2%	28 19%	144
(c)	There is a teacher, counselor, or other staff member to whom my child can go for help with a technology problem.	57 39%	48 33%	5 3%	3 2%	33 23%	146
(d)	Students at my child's school are treated fairly regardless of their race, culture, religion, sexual orientation, gender or disabilities.	78 53%	48 33%	1 1%	3 2%	16 11%	146

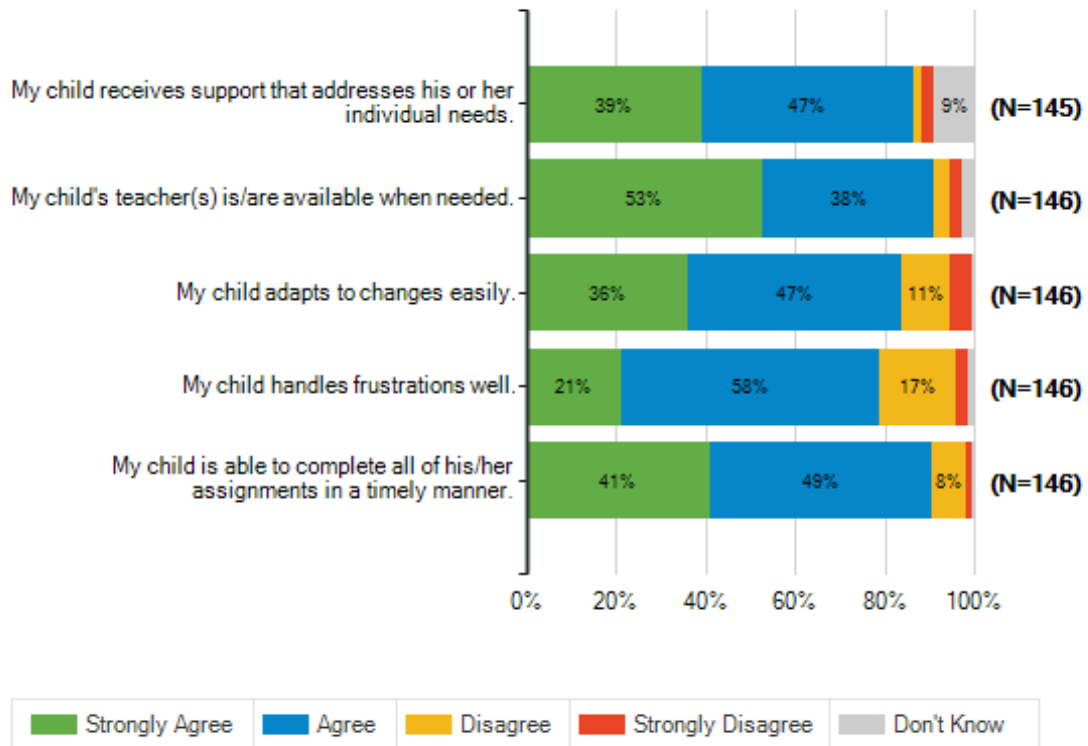


Lamar Consolidated ISD  
2020-2021 Campus Climate Survey

Below are statements about the support students receive at school. As you respond, please think about your experiences this school year.

How strongly do you agree or disagree with each of the following statements?

		Strongly Agree	Agree	Disagree	Strongly Disagree	Don't Know	Total Responses
	My child receives support that	57	68	3	4	13	
(a)	addresses his or her individual needs.	39%	47%	2%	3%	9%	145
	My child's teacher(s) is/are	77	56	5	4	4	
(b)	available when needed.	53%	38%	3%	3%	3%	146
	My child adapts to changes	53	69	16	7	1	
(c)	easily.	36%	47%	11%	5%	1%	146
	My child handles frustrations	31	84	25	4	2	
(d)	well.	21%	58%	17%	3%	1%	146
	My child is able to complete	60	72	11	2	1	
(e)	all of his/her assignments in a timely manner.	41%	49%	8%	1%	1%	146

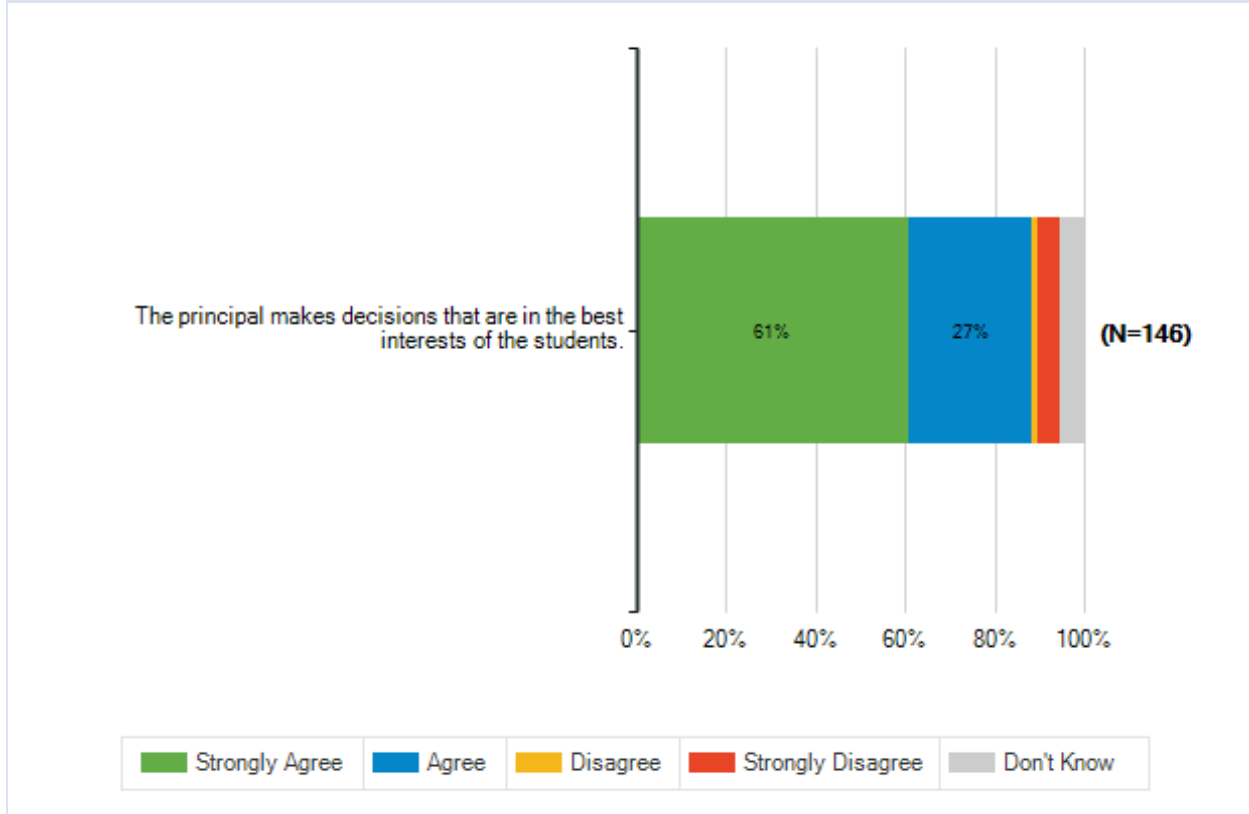


Lamar Consolidated ISD  
2020-2021 Campus Climate Survey

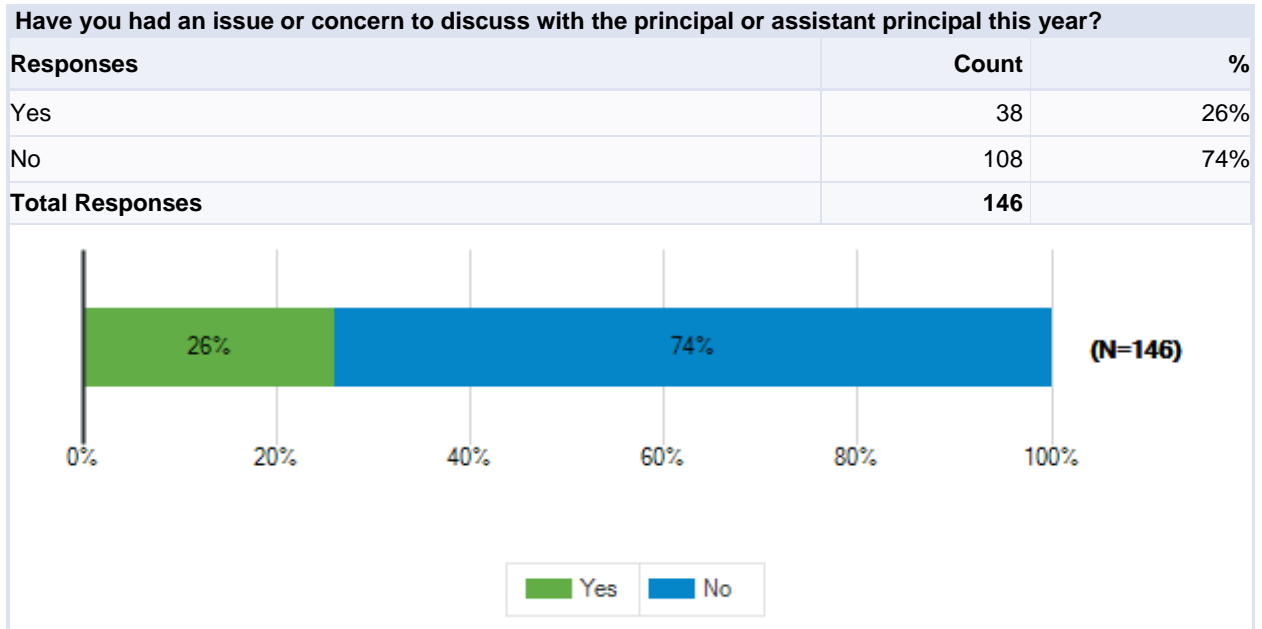
Below are statements related to the principal and assistant principals. As you respond, please think about your experiences this school year.

How strongly do you agree or disagree with each of the following statements?

	Strongly Agree	Agree	Disagree	Strongly Disagree	Don't Know	Total Responses
The principal makes (a) decisions that are in the best interests of the students.	89 61%	40 27%	2 1%	7 5%	8 5%	146



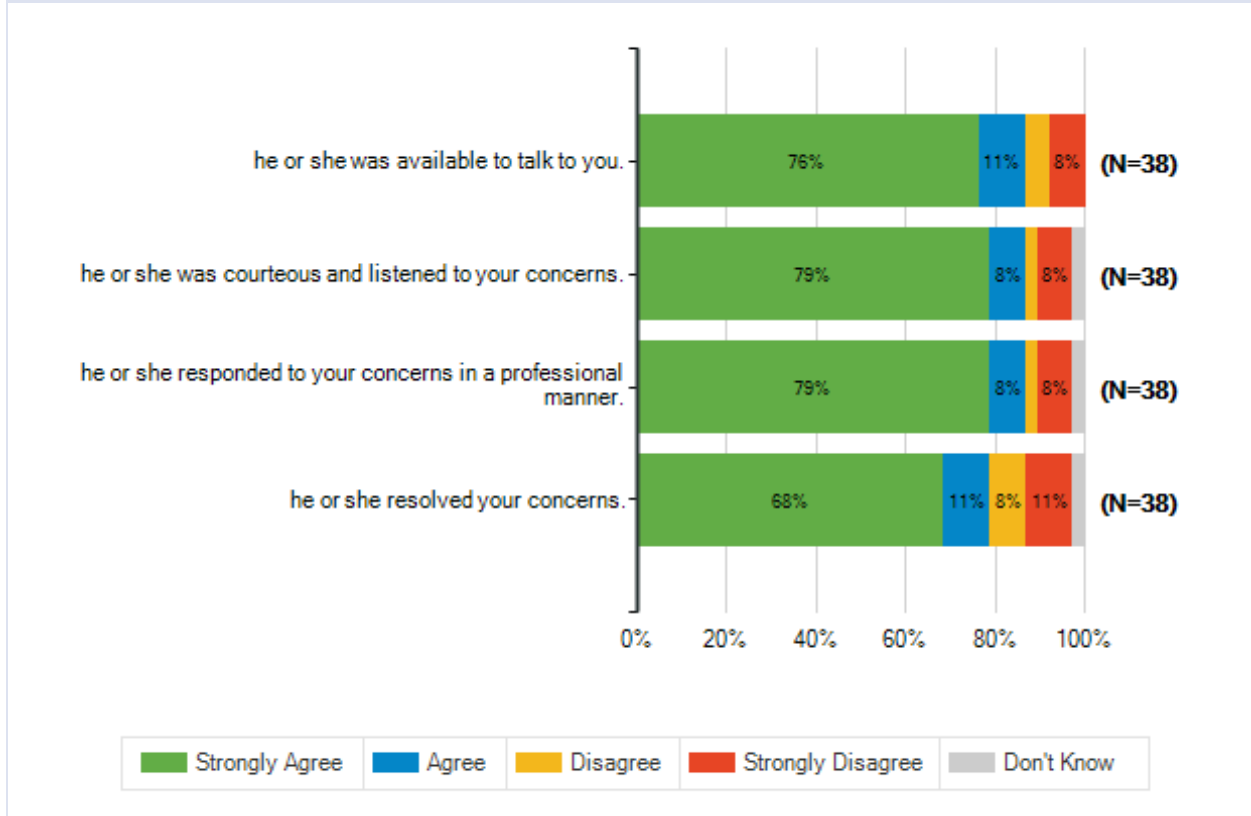
Lamar Consolidated ISD  
2020-2021 Campus Climate Survey



Lamar Consolidated ISD  
2020-2021 Campus Climate Survey

When you have had an issue or concern to discuss with a school administrator . . .

		Strongly Agree	Agree	Disagree	Strongly Disagree	Don't Know	Total Responses
(a)	he or she was available to talk to you.	29	4	2	3	0	38
(b)	he or she was courteous and listened to your concerns.	30	3	1	3	1	38
(c)	he or she responded to your concerns in a professional manner.	30	3	1	3	1	38
(d)	he or she resolved your concerns.	26	4	3	4	1	38

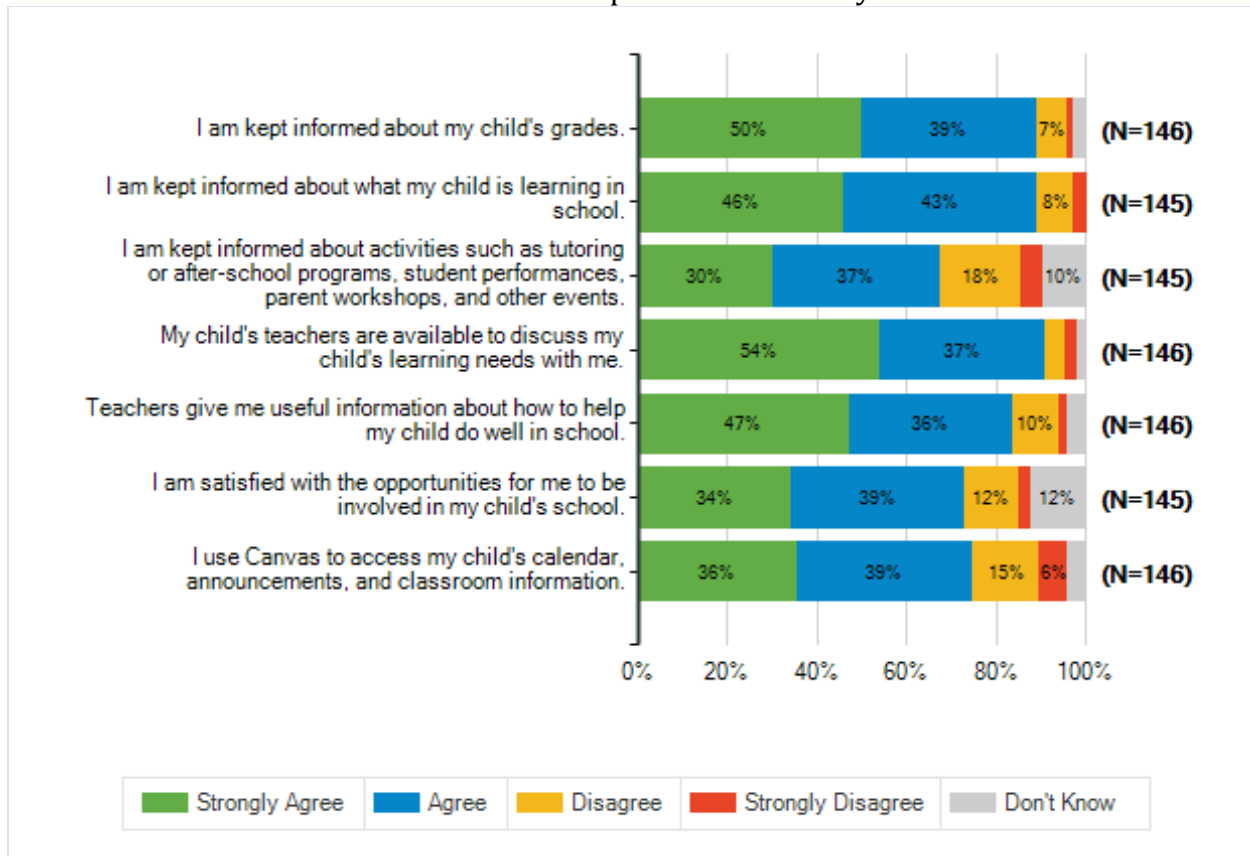


Lamar Consolidated ISD  
2020-2021 Campus Climate Survey

Below are statements about the relationship between you and your child's school. As you respond, please think about your experiences this school year.

How strongly do you agree or disagree with each of the following statements?							
		Strongly Agree	Agree	Disagree	Strongly Disagree	Don't Know	Total Responses
(a)	I am kept informed about my child's grades.	73	57	10	2	4	146
		50%	39%	7%	1%	3%	
(b)	I am kept informed about what my child is learning in school.	67	62	12	4	0	145
		46%	43%	8%	3%	0%	
(c)	I am kept informed about activities such as tutoring or after-school programs, student performances, parent workshops, and other events.	44	54	26	7	14	145
		30%	37%	18%	5%	10%	
(d)	My child's teachers are available to discuss my child's learning needs with me.	79	54	6	4	3	146
		54%	37%	4%	3%	2%	
(e)	Teachers give me useful information about how to help my child do well in school.	69	53	15	3	6	146
		47%	36%	10%	2%	4%	
(f)	I am satisfied with the opportunities for me to be involved in my child's school.	50	56	17	4	18	145
		34%	39%	12%	3%	12%	
(g)	I use Canvas to access my child's calendar, announcements, and classroom information.	52	57	22	9	6	146
		36%	39%	15%	6%	4%	

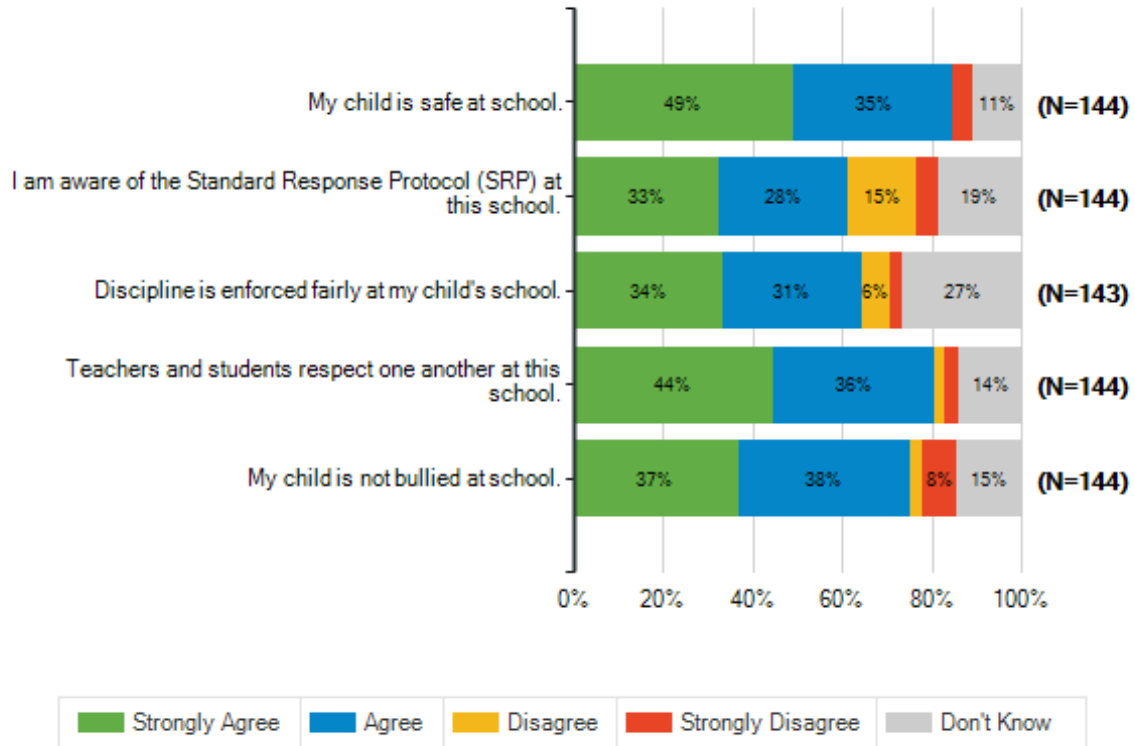
Lamar Consolidated ISD  
2020-2021 Campus Climate Survey



Lamar Consolidated ISD  
2020-2021 Campus Climate Survey

Below are statements related to safety and behavior. As you respond, please think about your experiences this school year.

How strongly do you agree or disagree with each of the following statements?						
	Strongly Agree	Agree	Disagree	Strongly Disagree	Don't Know	Total Responses
	71	51	0	6	16	
(a) My child is safe at school.	49%	35%	0%	4%	11%	144
I am aware of the Standard Response Protocol (SRP) at this school.	47	41	22	7	27	
(b) Response Protocol (SRP) at this school.	33%	28%	15%	5%	19%	144
Discipline is enforced fairly at my child's school.	48	44	9	4	38	
(c) Discipline is enforced fairly at my child's school.	34%	31%	6%	3%	27%	143
Teachers and students	64	52	3	5	20	
(d) respect one another at this school.	44%	36%	2%	3%	14%	144
My child is not bullied at school.	53	55	4	11	21	
(e) My child is not bullied at school.	37%	38%	3%	8%	15%	144



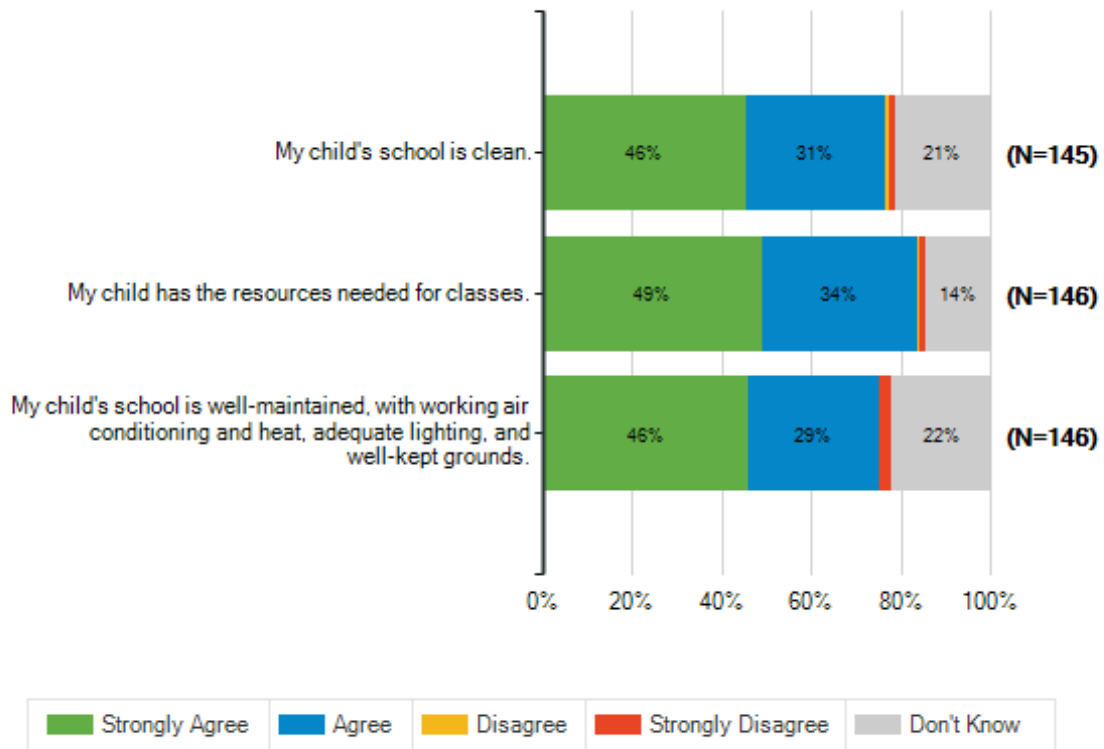


Lamar Consolidated ISD  
2020-2021 Campus Climate Survey

Below are statements related to how the school is managed. As you respond, please think about your experiences this school year.

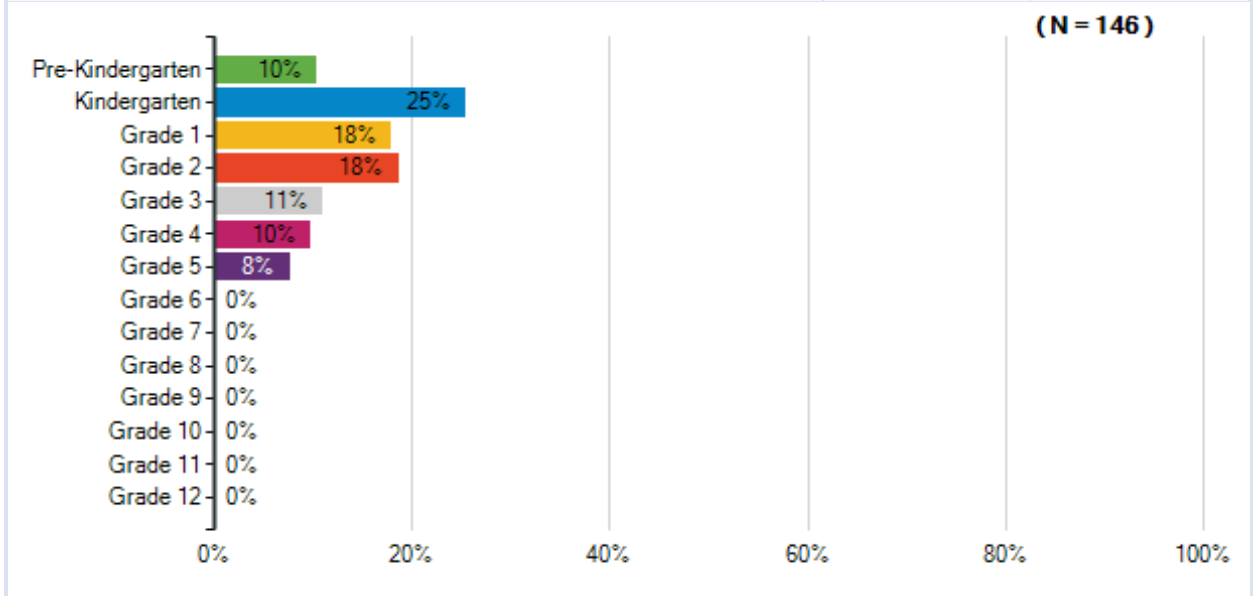
How strongly do you agree or disagree with each of the following statements?

	Strongly Agree	Agree	Disagree	Strongly Disagree	Don't Know	Total Responses
(a) My child's school is clean.	66	45	1	2	31	145
(b) My child has the resources needed for classes.	72	50	1	2	21	146
(c) My child's school is well-maintained, with working air conditioning and heat, adequate lighting, and well-kept grounds.	67	43	0	4	32	146



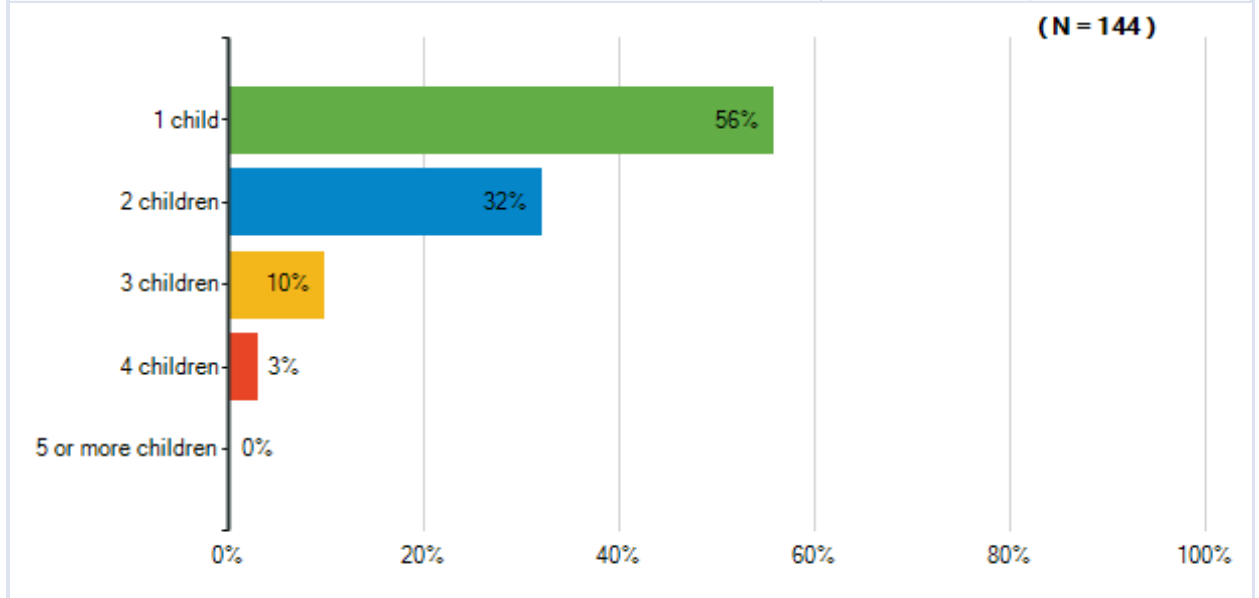
Lamar Consolidated ISD  
2020-2021 Campus Climate Survey

What grade is your child enrolled in at this school?		
Responses	Count	%
Pre-Kindergarten	15	10%
Kindergarten	37	25%
Grade 1	26	18%
Grade 2	27	18%
Grade 3	16	11%
Grade 4	14	10%
Grade 5	11	8%
Grade 6	0	0%
Grade 7	0	0%
Grade 8	0	0%
Grade 9	0	0%
Grade 10	0	0%
Grade 11	0	0%
Grade 12	0	0%
<b>Total Responses</b>	<b>146</b>	



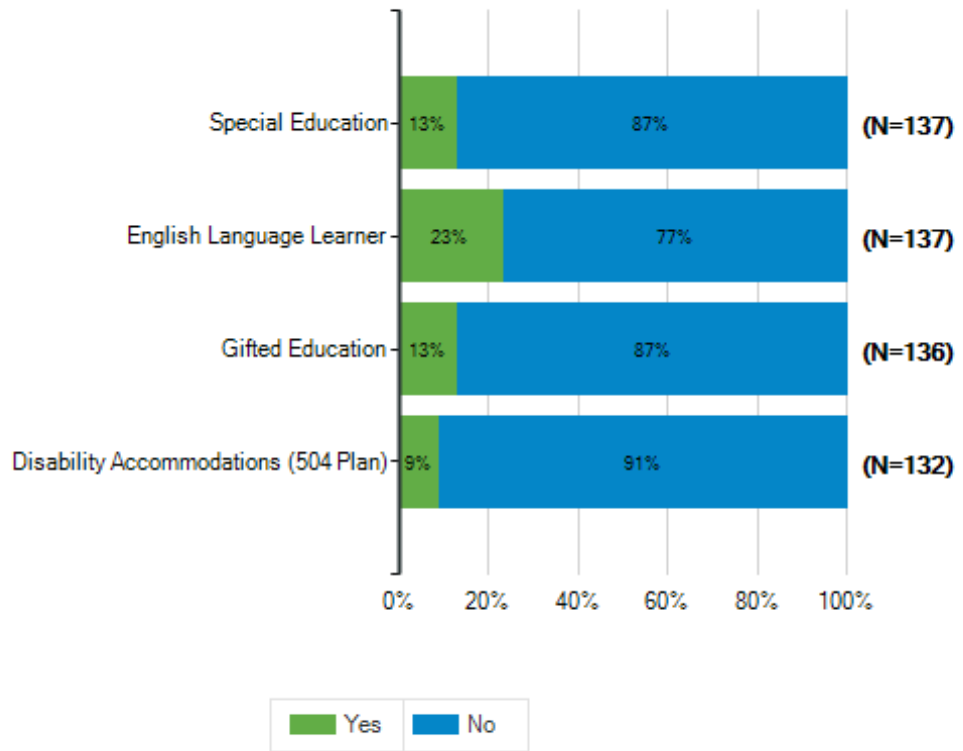
Lamar Consolidated ISD  
2020-2021 Campus Climate Survey

How many of your children attend a district school?		
Responses	Count	%
1 child	80	56%
2 children	46	32%
3 children	14	10%
4 children	4	3%
5 or more children	0	0%
<b>Total Responses</b>	<b>144</b>	



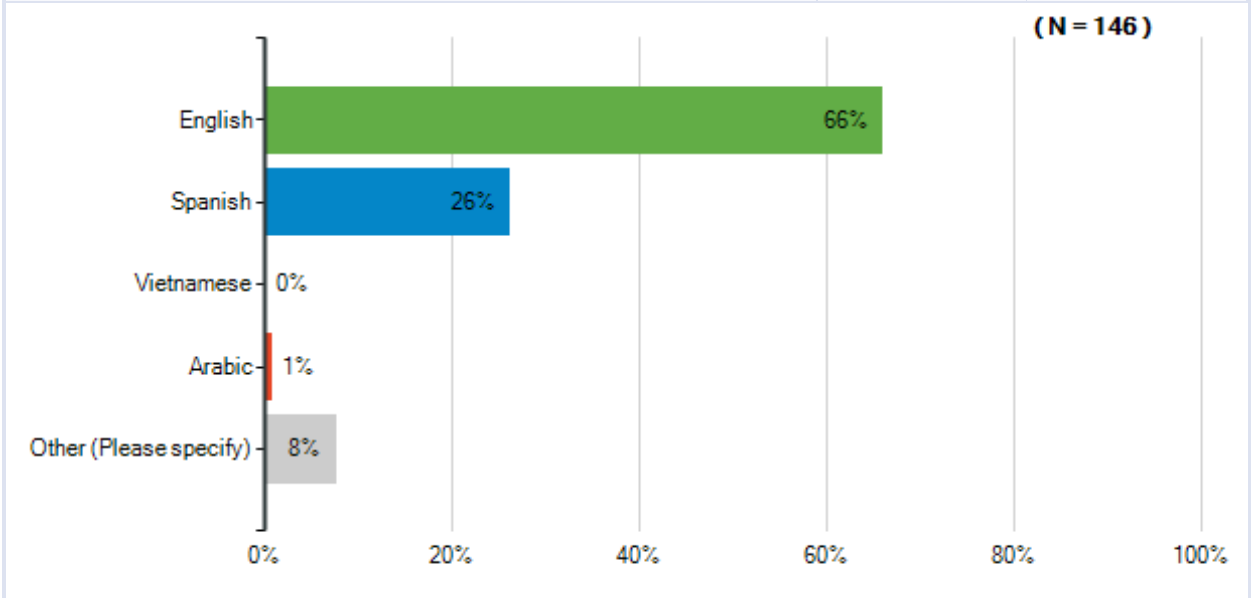
Lamar Consolidated ISD  
2020-2021 Campus Climate Survey

Does your child receive any of the following services at this school?				
		Yes	No	Total Responses
(a) Special Education		18	119	137
		13%	87%	
(b) English Language Learner		32	105	137
		23%	77%	
(c) Gifted Education		18	118	136
		13%	87%	
(d) Disability Accommodations (504 Plan)		12	120	132
		9%	91%	



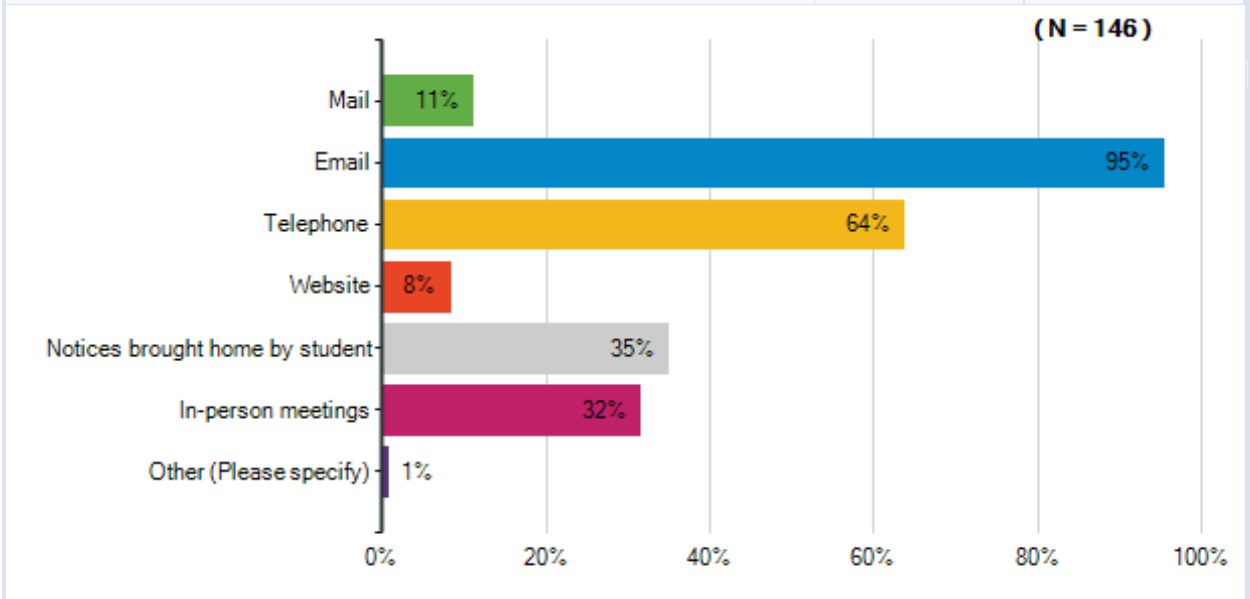
Lamar Consolidated ISD  
2020-2021 Campus Climate Survey

What language do you speak most often at home?		
Responses	Count	%
English	96	66%
Spanish	38	26%
Vietnamese	0	0%
Arabic	1	1%
Other (Please specify)	11	8%
<b>Total Responses</b>	<b>146</b>	



Lamar Consolidated ISD  
2020-2021 Campus Climate Survey

What are the best ways for the school to communicate with you about your child's education?		
Responses	Count	%
Mail	16	11%
Email	139	95%
Telephone	93	64%
Website	12	8%
Notices brought home by student	51	35%
In-person meetings	46	32%
Other (Please specify)	1	1%
<b>Total Unique Responses</b>	<b>146</b>	
<b>Total Responses</b>	<b>358</b>	



**Note:** Multiple answers per participant possible. Percentages added may exceed 100 since a participant may select more than one answer for this question.

Lamar Consolidated ISD  
2020-2021 Campus Climate Survey

How did you learn about this survey?		
Responses	Count	%
Email	136	93%
District All-Call system (Skylert)	1	1%
District website	0	0%
Facebook	0	0%
Twitter	0	0%
Notice brought home by student	0	0%
From another parent	0	0%
From a District employee	6	4%
Local news media (TV, radio, newspaper, website)	0	0%
Other (Please specify)	3	2%
<b>Total Responses</b>	<b>146</b>	

