

Campus Climate Survey

2020-2021 Survey Results - Students

Adolphus Elementary

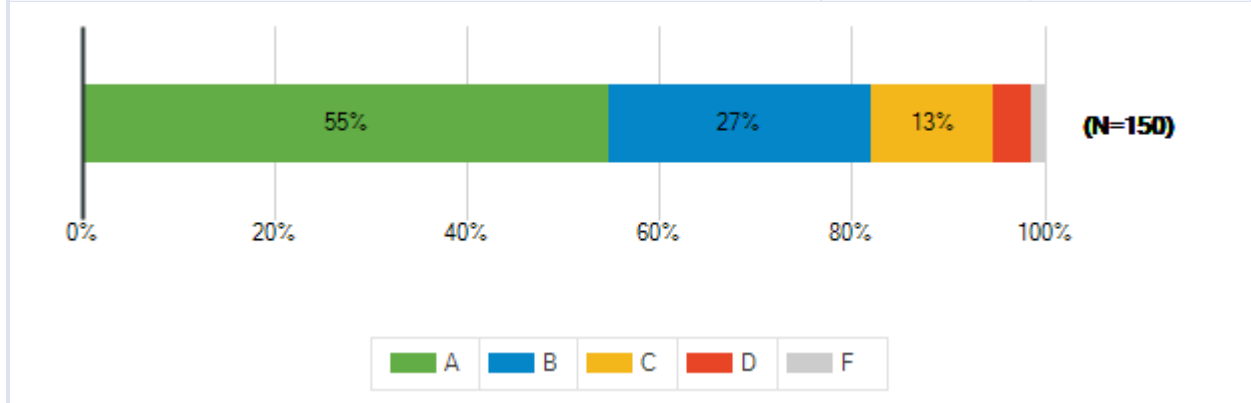
Lamar Consolidated ISD
November 30 - December 20, 2020



Lamar Consolidated ISD
2020-2021 Campus Climate Survey

Students receive grades of A, B, C, D or F to report the quality of their work. What grade would you give the overall quality of your school? On this scale, A represents outstanding, C is average and F is failing.

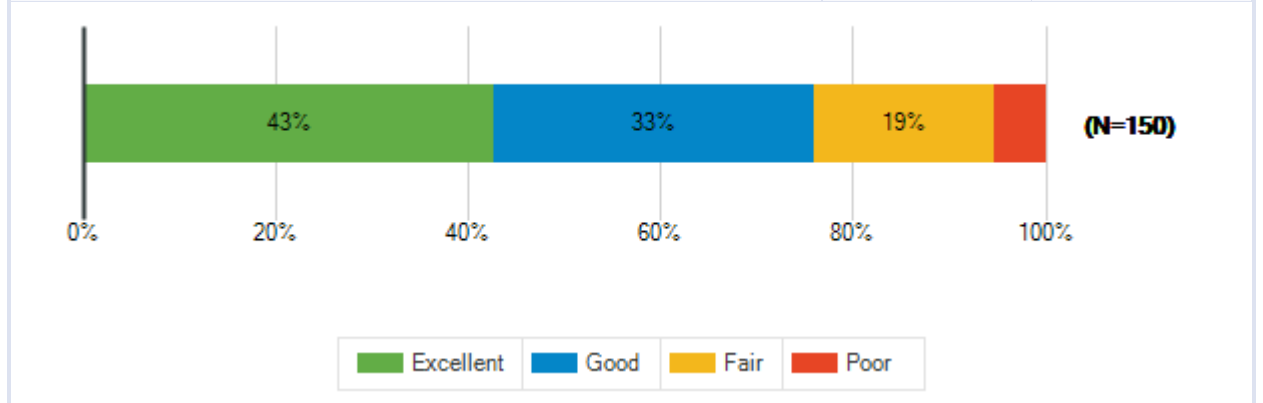
Responses	Count	%
A	82	55%
B	41	27%
C	19	13%
D	6	4%
F	2	1%
Total Responses	150	



Lamar Consolidated ISD
2020-2021 Campus Climate Survey

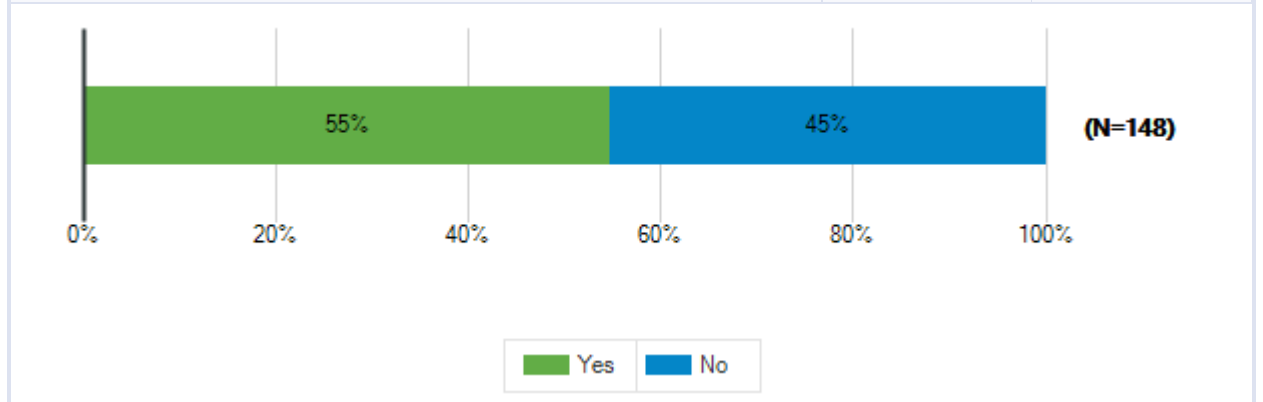
Overall, how would you rate how Lamar CISD handled the COVID-19 pandemic for the 2020-2021 school year?

Responses	Count	%
Excellent	64	43%
Good	50	33%
Fair	28	19%
Poor	8	5%
Total Responses	150	



Have you participated in virtual learning during the 2020-2021 school year?

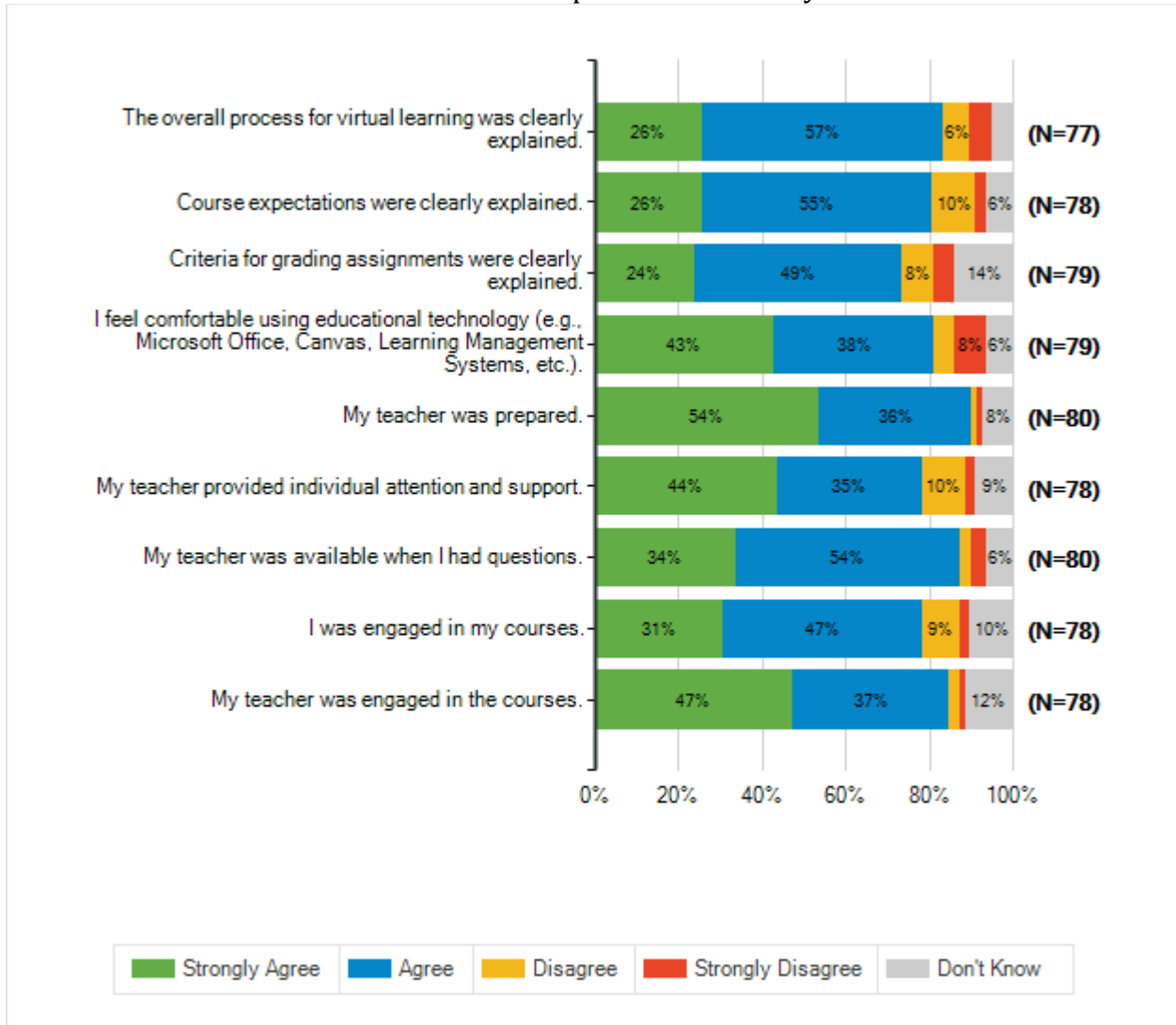
Responses	Count	%
Yes	81	55%
No	67	45%
Total Responses	148	



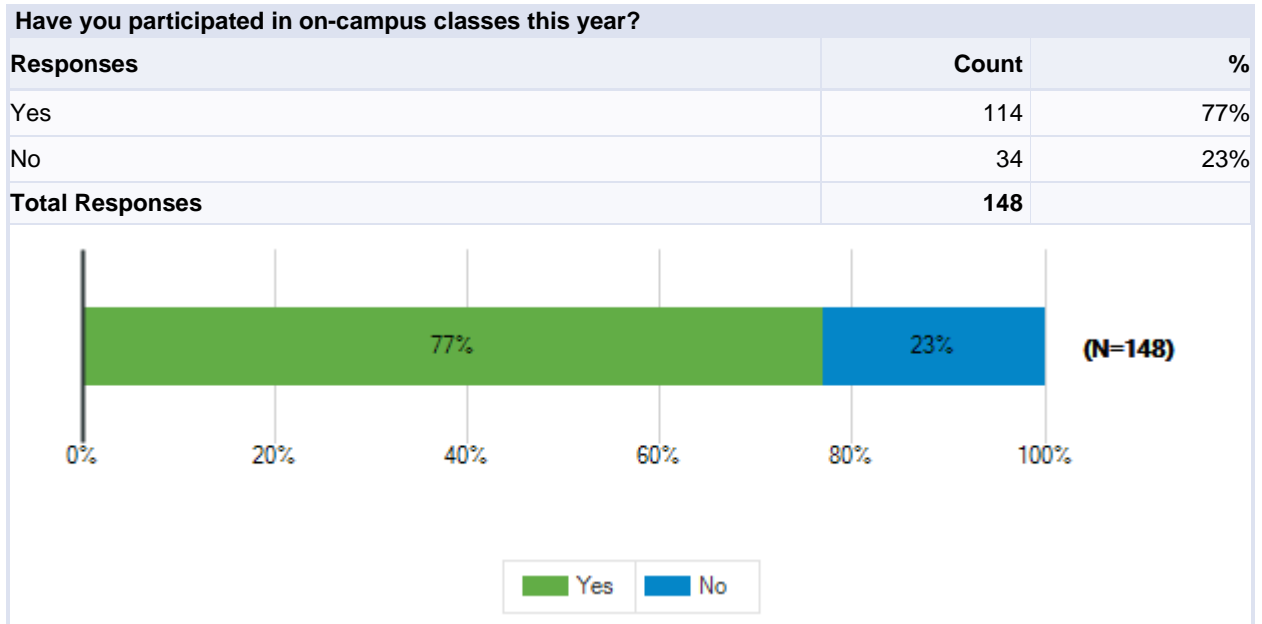
Lamar Consolidated ISD
2020-2021 Campus Climate Survey

Overall Preparation for Virtual Learning							
How strongly do you agree or disagree with the following statements?							
		Strongly Agree	Agree	Disagree	Strongly Disagree	Don't Know	Total Responses
	The overall process for virtual learning was clearly explained.	20	44	5	4	4	77
(a)		26%	57%	6%	5%	5%	
	Course expectations were clearly explained.	20	43	8	2	5	78
(b)		26%	55%	10%	3%	6%	
	Criteria for grading assignments were clearly explained.	19	39	6	4	11	79
(c)		24%	49%	8%	5%	14%	
	I feel comfortable using educational technology (e.g., Microsoft Office, Canvas, Learning Management Systems, etc.).	34	30	4	6	5	79
(d)		43%	38%	5%	8%	6%	
	My teacher was prepared.	43	29	1	1	6	80
(e)		54%	36%	1%	1%	8%	
	My teacher provided individual attention and support.	34	27	8	2	7	78
(f)		44%	35%	10%	3%	9%	
	My teacher was available when I had questions.	27	43	2	3	5	80
(g)		34%	54%	3%	4%	6%	
	I was engaged in my courses.	24	37	7	2	8	78
(h)		31%	47%	9%	3%	10%	
	My teacher was engaged in the courses.	37	29	2	1	9	78
(i)		47%	37%	3%	1%	12%	

Lamar Consolidated ISD
2020-2021 Campus Climate Survey

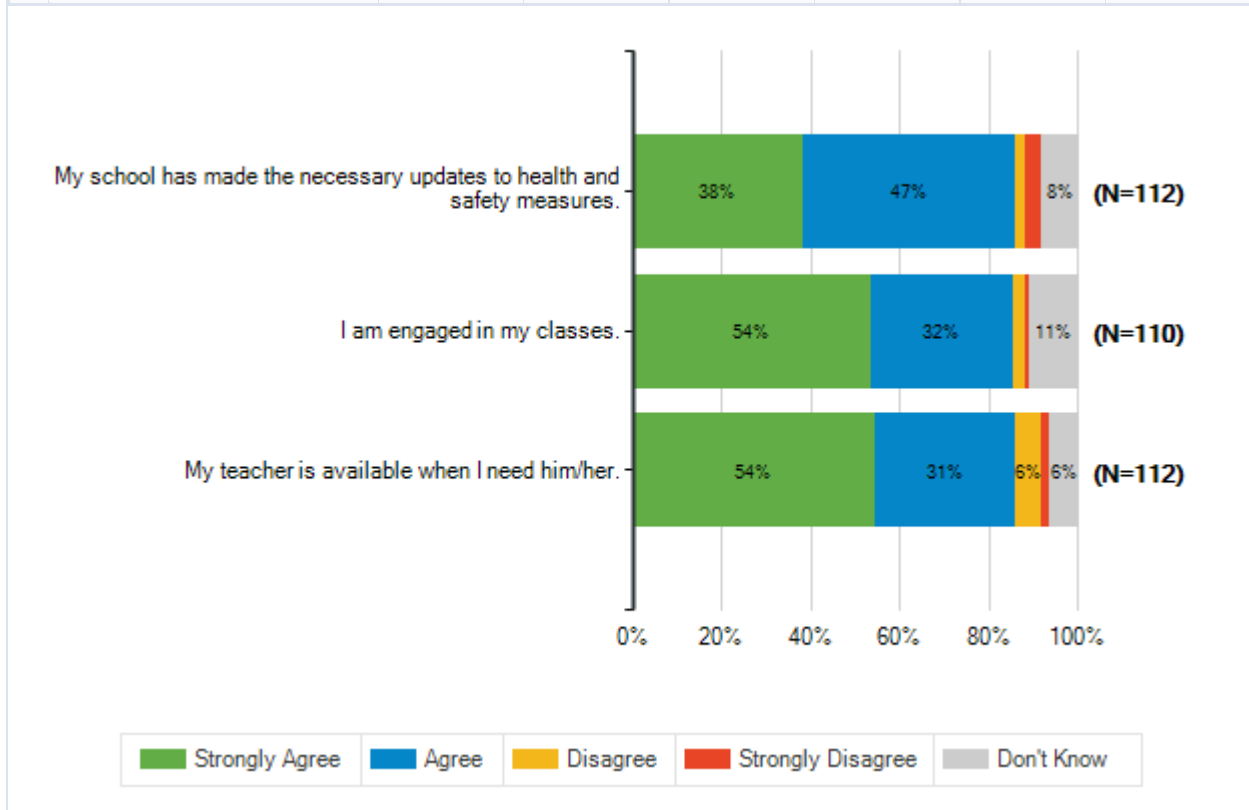


Lamar Consolidated ISD
2020-2021 Campus Climate Survey



Lamar Consolidated ISD
2020-2021 Campus Climate Survey

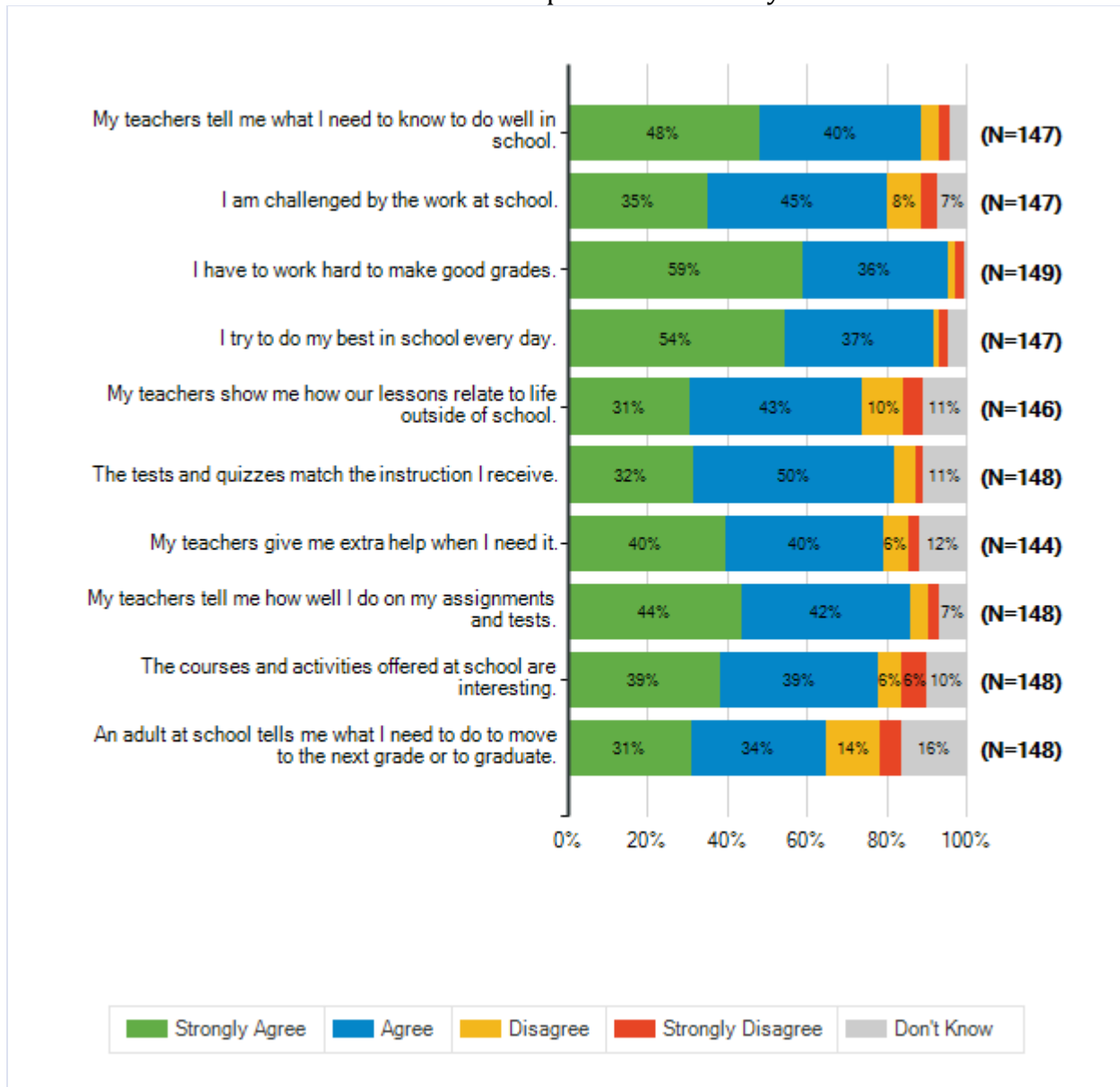
Overall Preparation for On-Campus Classes						
How strongly do you agree or disagree with the following statements?						
	Strongly Agree	Agree	Disagree	Strongly Disagree	Don't Know	Total Responses
(a) My school has made the necessary updates to health and safety measures.	43 38%	53 47%	3 3%	4 4%	9 8%	112
(b) I am engaged in my classes.	59 54%	35 32%	3 3%	1 1%	12 11%	110
(c) My teacher is available when I need him/her.	61 54%	35 31%	7 6%	2 2%	7 6%	112



Lamar Consolidated ISD
2020-2021 Campus Climate Survey

How strongly do you agree or disagree with each of the following statements?							
		Strongly Agree	Agree	Disagree	Strongly Disagree	Don't Know	Total Responses
	My teachers tell me what I need to know to do well in school.	71	59	7	4	6	
(a)		48%	40%	5%	3%	4%	147
	I am challenged by the work at school.	52	66	12	6	11	
(b)		35%	45%	8%	4%	7%	147
	I have to work hard to make good grades.	88	54	3	3	1	
(c)		59%	36%	2%	2%	1%	149
	I try to do my best in school every day.	80	55	2	3	7	
(d)		54%	37%	1%	2%	5%	147
	My teachers show me how our lessons relate to life outside of school.	45	63	15	7	16	
(e)		31%	43%	10%	5%	11%	146
	The tests and quizzes match the instruction I receive.	47	74	8	3	16	
(f)		32%	50%	5%	2%	11%	148
	My teachers give me extra help when I need it.	57	57	9	4	17	
(g)		40%	40%	6%	3%	12%	144
	My teachers tell me how well I do on my assignments and tests.	65	62	7	4	10	
(h)		44%	42%	5%	3%	7%	148
	The courses and activities offered at school are interesting.	57	58	9	9	15	
(i)		39%	39%	6%	6%	10%	148
	An adult at school tells me what I need to do to move to the next grade or to graduate.	46	50	20	8	24	
(j)		31%	34%	14%	5%	16%	148

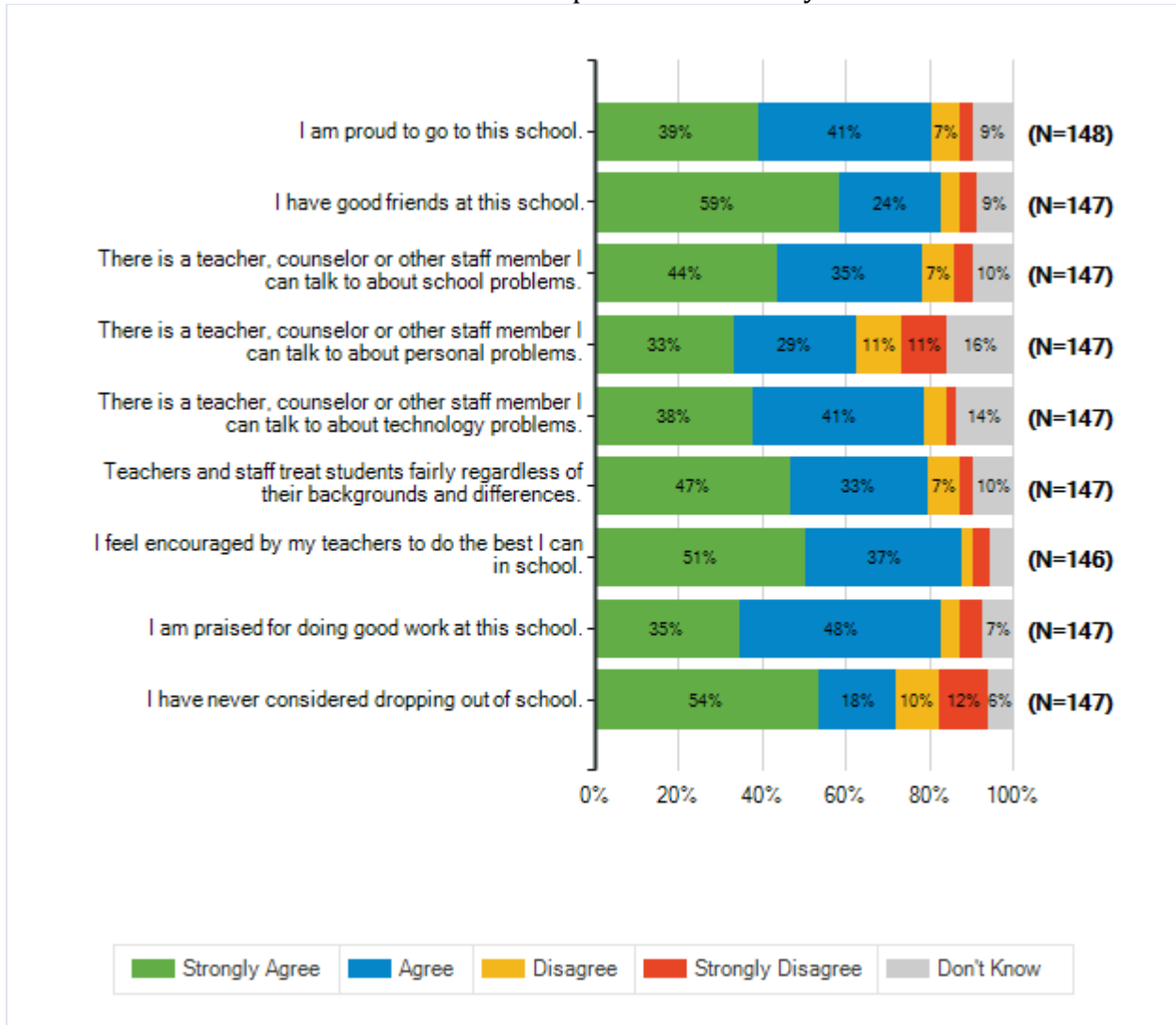
Lamar Consolidated ISD
2020-2021 Campus Climate Survey



Lamar Consolidated ISD
2020-2021 Campus Climate Survey

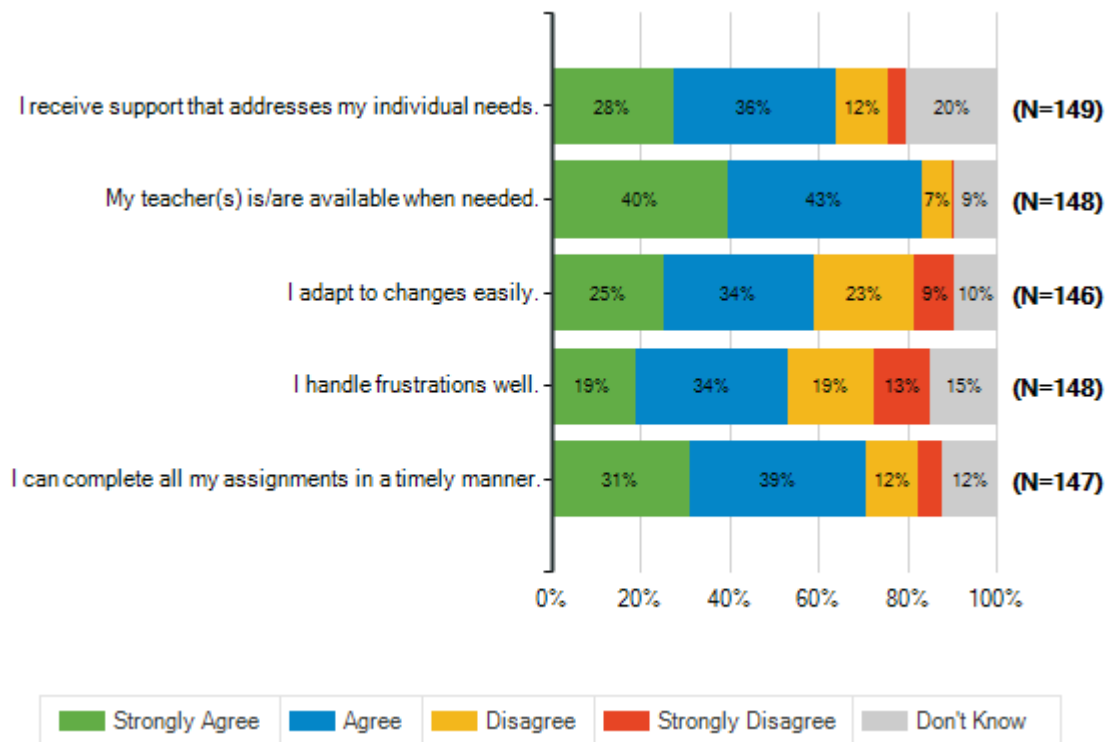
How strongly do you agree or disagree with each of the following statements?							
		Strongly Agree	Agree	Disagree	Strongly Disagree	Don't Know	Total Responses
(a)	I am proud to go to this school.	58 39%	61 41%	10 7%	5 3%	14 9%	148
(b)	I have good friends at this school.	86 59%	36 24%	6 4%	6 4%	13 9%	147
(c)	There is a teacher, counselor or other staff member I can talk to about school problems.	64 44%	51 35%	11 7%	7 5%	14 10%	147
(d)	There is a teacher, counselor or other staff member I can talk to about personal problems.	49 33%	43 29%	16 11%	16 11%	23 16%	147
(e)	There is a teacher, counselor or other staff member I can talk to about technology problems.	56 38%	60 41%	8 5%	3 2%	20 14%	147
(f)	Teachers and staff treat students fairly regardless of their backgrounds and differences.	69 47%	48 33%	11 7%	5 3%	14 10%	147
(g)	I feel encouraged by my teachers to do the best I can in school.	74 51%	54 37%	4 3%	6 4%	8 5%	146
(h)	I am praised for doing good work at this school.	51 35%	71 48%	6 4%	8 5%	11 7%	147
(i)	I have never considered dropping out of school.	79 54%	27 18%	15 10%	17 12%	9 6%	147

Lamar Consolidated ISD
2020-2021 Campus Climate Survey



Lamar Consolidated ISD
2020-2021 Campus Climate Survey

How strongly do you agree or disagree with each of the following statements?							
		Strongly Agree	Agree	Disagree	Strongly Disagree	Don't Know	Total Responses
(a)	I receive support that addresses my individual needs.	41	54	18	6	30	149
(b)	My teacher(s) is/are available when needed.	59	64	10	1	14	148
(c)	I adapt to changes easily.	37	49	33	13	14	146
(d)	I handle frustrations well.	28	51	28	19	22	148
(e)	I can complete all my assignments in a timely manner.	46	58	17	8	18	147



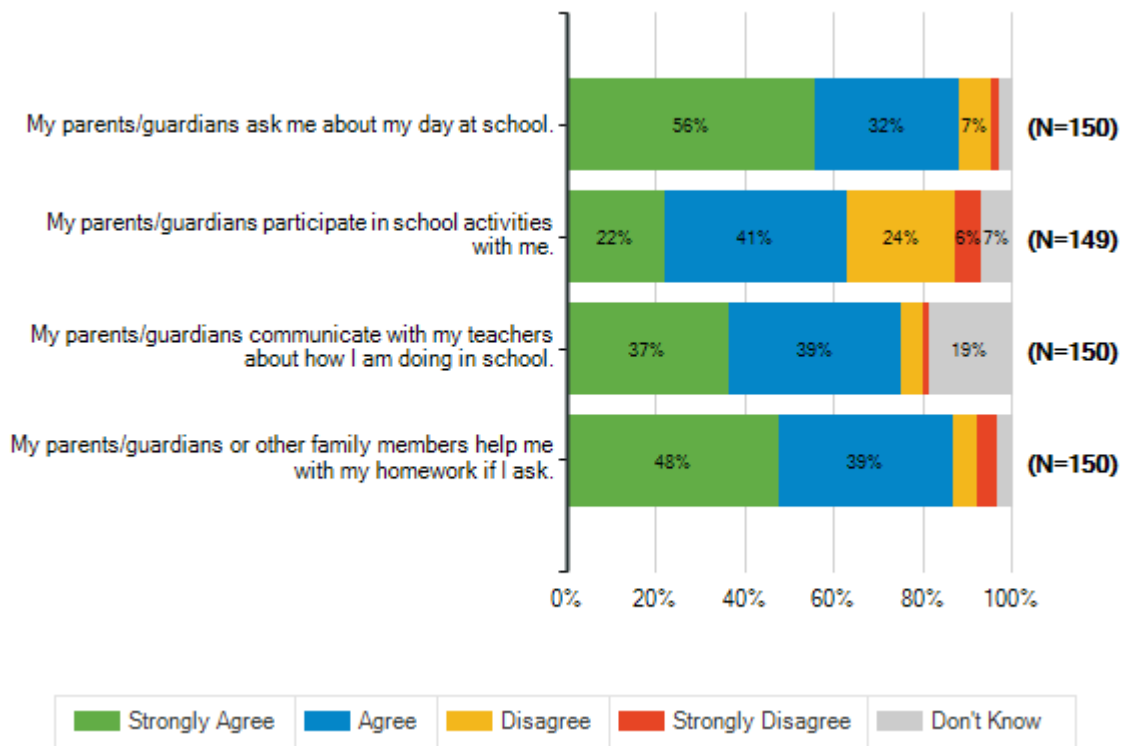
Lamar Consolidated ISD
2020-2021 Campus Climate Survey

How strongly do you agree or disagree with each of the following statements?							
		Strongly Agree	Agree	Disagree	Strongly Disagree	Don't Know	Total Responses
	A principal, teacher, guidance counselor, or college & career facilitator has given me advice on how to apply for scholarships.	0	0	0	0	0	0
(a)	A principal, teacher, guidance counselor, or college & career facilitator has given me advice on how to get into college or workforce development programs.	0%	0%	0%	0%	0%	0
(b)	A principal, teacher, guidance counselor, or college & career facilitator has explored post-high school career and education paths with me.	0	0	0	0	0	0
(c)		0%	0%	0%	0%	0%	0
There were no responses to this question.							

Lamar Consolidated ISD
2020-2021 Campus Climate Survey

How strongly do you agree or disagree with each of the following statements?

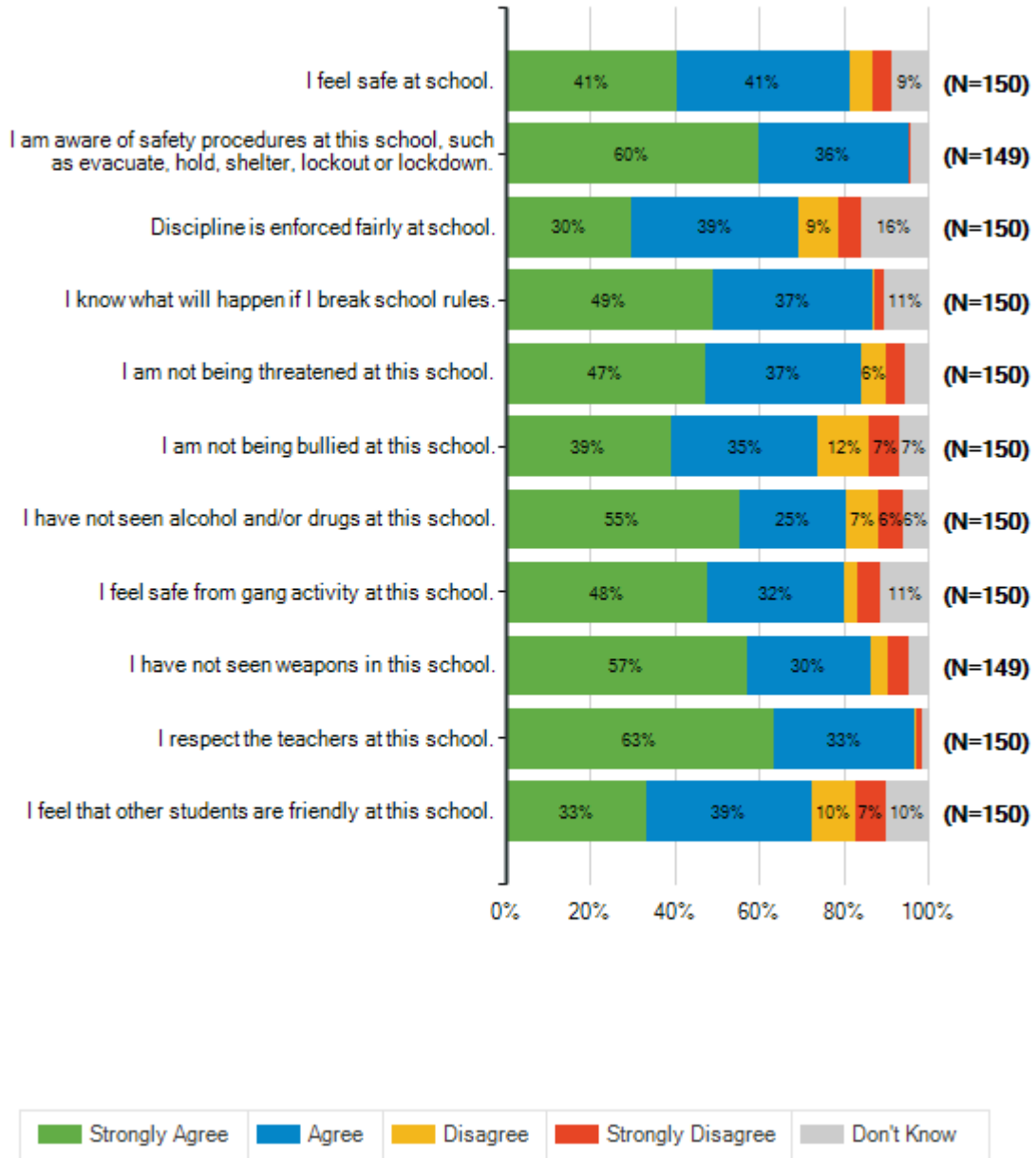
		Strongly Agree	Agree	Disagree	Strongly Disagree	Don't Know	Total Responses
(a)	My parents/guardians ask me about my day at school.	84 56%	48 32%	11 7%	3 2%	4 3%	150
(b)	My parents/guardians participate in school activities with me.	33 22%	61 41%	36 24%	9 6%	10 7%	149
(c)	My parents/guardians communicate with my teachers about how I am doing in school.	55 37%	58 39%	7 5%	2 1%	28 19%	150
(d)	My parents/guardians or other family members help me with my homework if I ask.	72 48%	58 39%	8 5%	7 5%	5 3%	150



Lamar Consolidated ISD
2020-2021 Campus Climate Survey

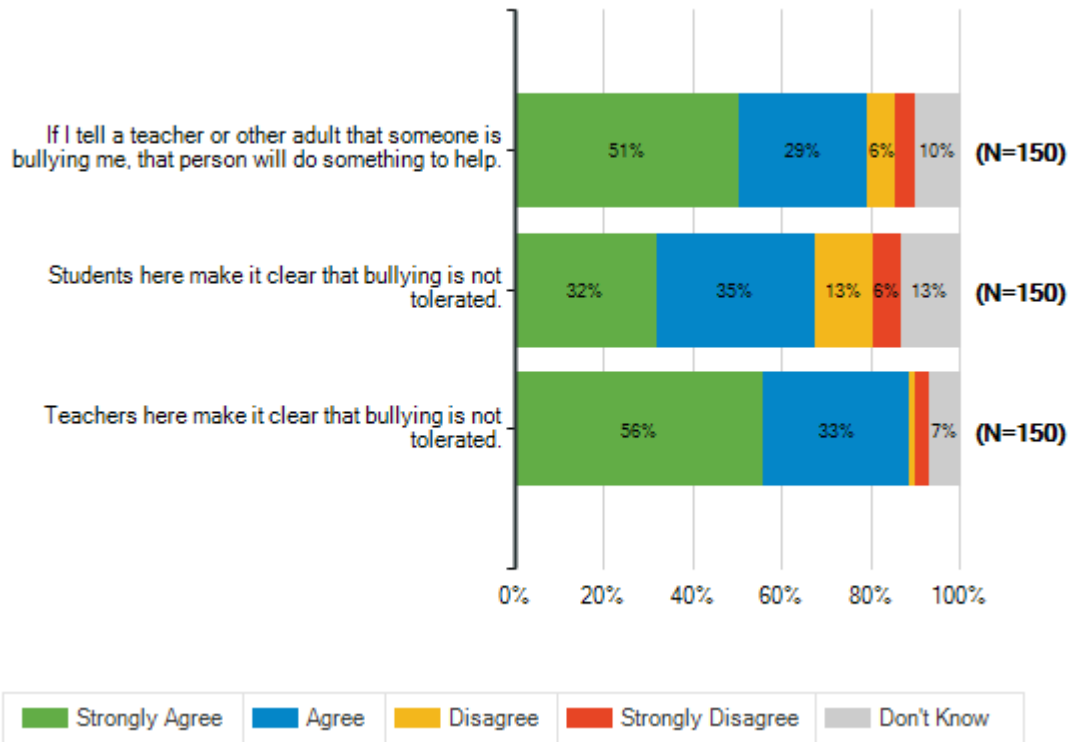
How strongly do you agree or disagree with each of the following statements?							
		Strongly Agree	Agree	Disagree	Strongly Disagree	Don't Know	Total Responses
		61	61	8	7	13	
(a)	I feel safe at school.	41%	41%	5%	5%	9%	150
(b)	I am aware of safety procedures at this school, such as evacuate, hold, shelter, lockout or lockdown.	89	53	0	1	6	149
		60%	36%	0%	1%	4%	
(c)	Discipline is enforced fairly at school.	45	59	14	8	24	150
		30%	39%	9%	5%	16%	
(d)	I know what will happen if I break school rules.	74	56	1	3	16	150
		49%	37%	1%	2%	11%	
(e)	I am not being threatened at this school.	71	55	9	7	8	150
		47%	37%	6%	5%	5%	
(f)	I am not being bullied at this school.	59	52	18	11	10	150
		39%	35%	12%	7%	7%	
(g)	I have not seen alcohol and/or drugs at this school.	83	38	11	9	9	150
		55%	25%	7%	6%	6%	
(h)	I feel safe from gang activity at this school.	72	48	5	8	17	150
		48%	32%	3%	5%	11%	
(i)	I have not seen weapons in this school.	85	44	6	7	7	149
		57%	30%	4%	5%	5%	
(j)	I respect the teachers at this school.	95	50	1	2	2	150
		63%	33%	1%	1%	1%	
(k)	I feel that other students are friendly at this school.	50	59	15	11	15	150
		33%	39%	10%	7%	10%	

Lamar Consolidated ISD
2020-2021 Campus Climate Survey



Lamar Consolidated ISD
2020-2021 Campus Climate Survey

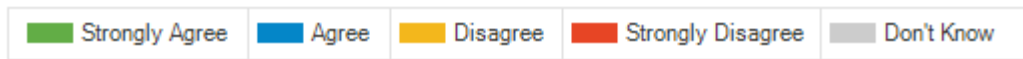
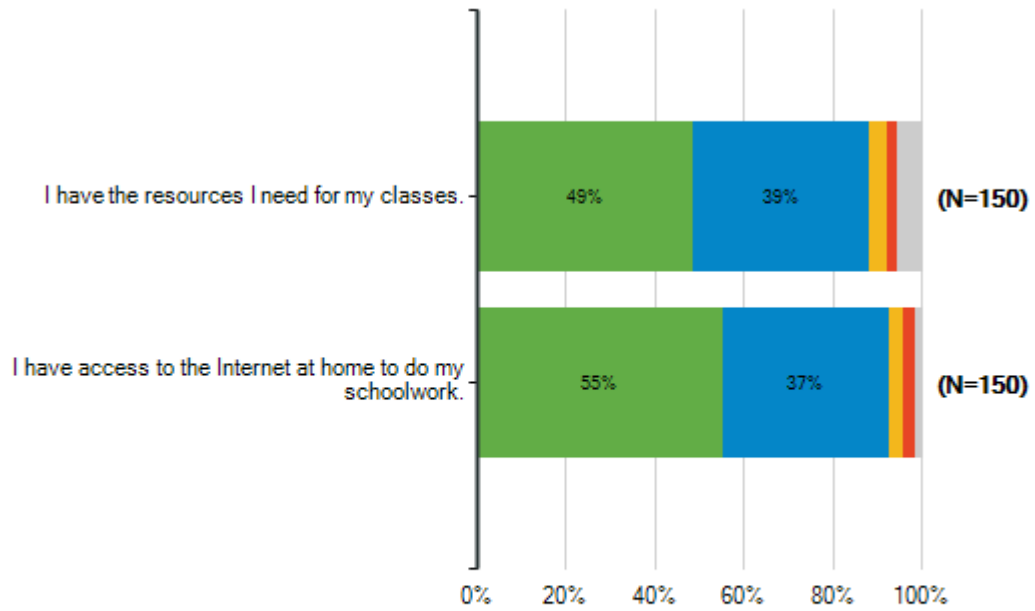
Bullying							
How strongly do you agree or disagree with each of the following statements?							
		Strongly Agree	Agree	Disagree	Strongly Disagree	Don't Know	Total Responses
(a)	If I tell a teacher or other adult that someone is bullying me, that person will do something to help.	76 51%	43 29%	9 6%	7 5%	15 10%	150
(b)	Students here make it clear that bullying is not tolerated.	48 32%	53 35%	20 13%	9 6%	20 13%	150
(c)	Teachers here make it clear that bullying is not tolerated.	84 56%	49 33%	2 1%	5 3%	10 7%	150



Lamar Consolidated ISD
2020-2021 Campus Climate Survey

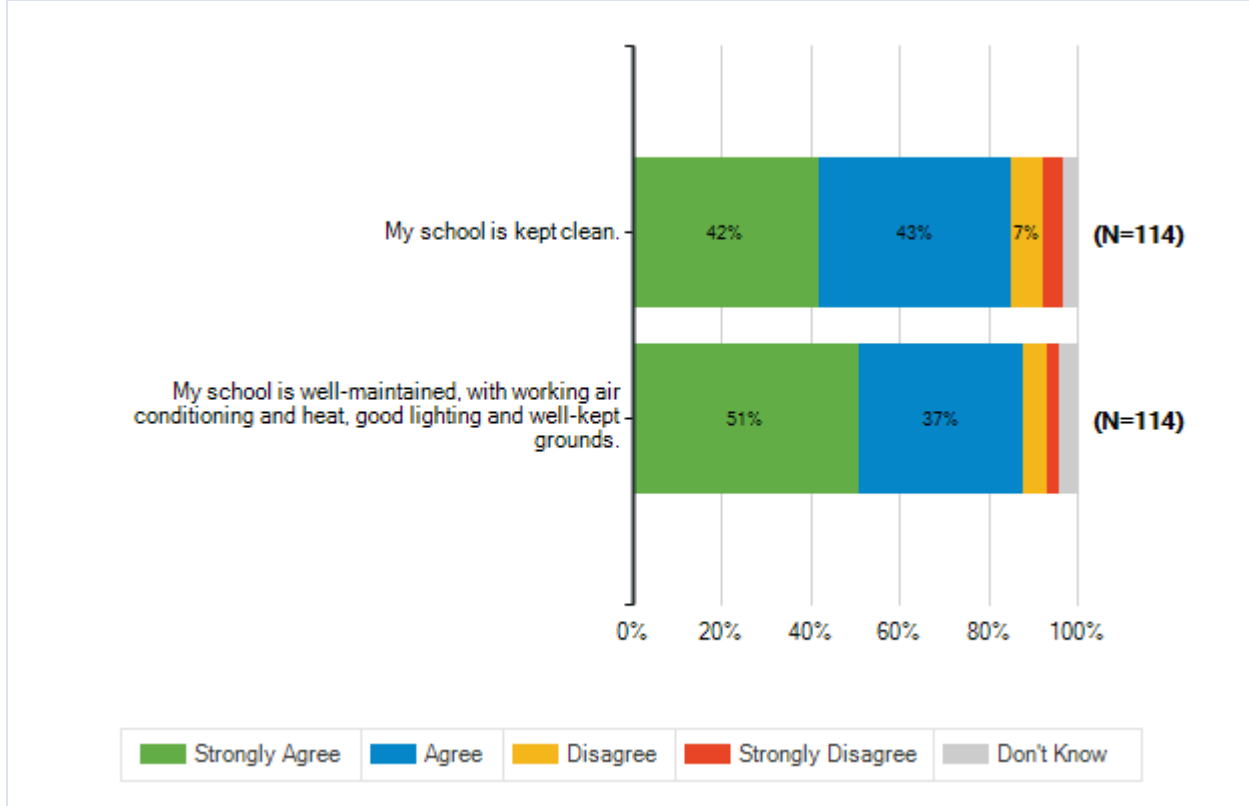
How strongly do you agree or disagree with each of the following statements?

		Strongly Agree	Agree	Disagree	Strongly Disagree	Don't Know	Total Responses
(a)	I have the resources I need for my classes.	73	59	6	4	8	150
		49%	39%	4%	3%	5%	
(b)	I have access to the Internet at home to do my schoolwork.	83	56	5	4	2	150
		55%	37%	3%	3%	1%	

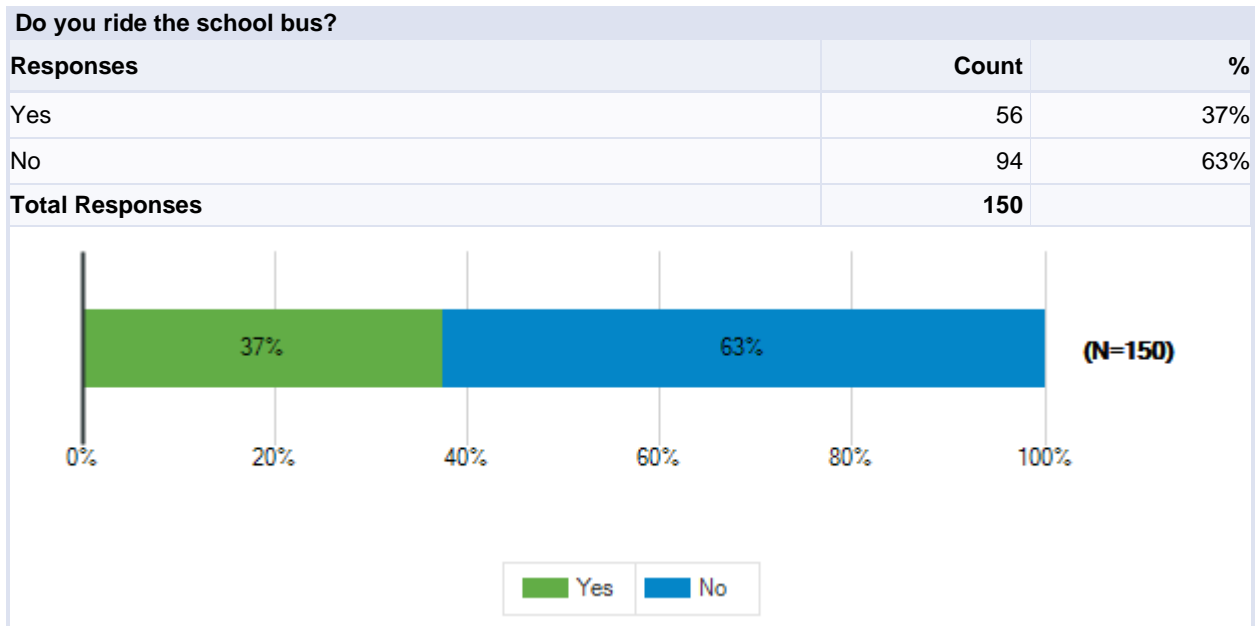


Lamar Consolidated ISD
2020-2021 Campus Climate Survey

How strongly do you agree or disagree with each of the following statements?							
		Strongly Agree	Agree	Disagree	Strongly Disagree	Don't Know	Total Responses
(a)	My school is kept clean.	48	49	8	5	4	114
		42%	43%	7%	4%	4%	
(b)	My school is well-maintained, with working air conditioning and heat, good lighting and well-kept grounds.	58	42	6	3	5	114
		51%	37%	5%	3%	4%	

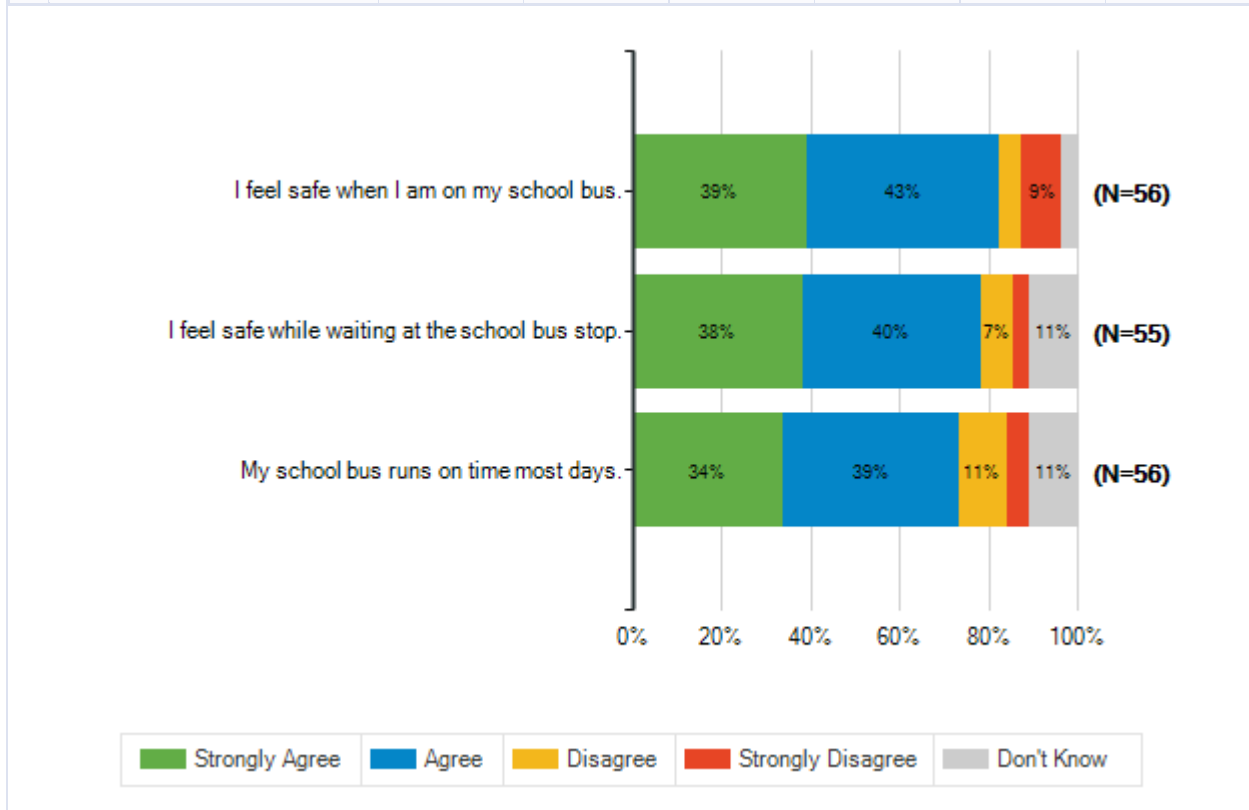


Lamar Consolidated ISD
2020-2021 Campus Climate Survey



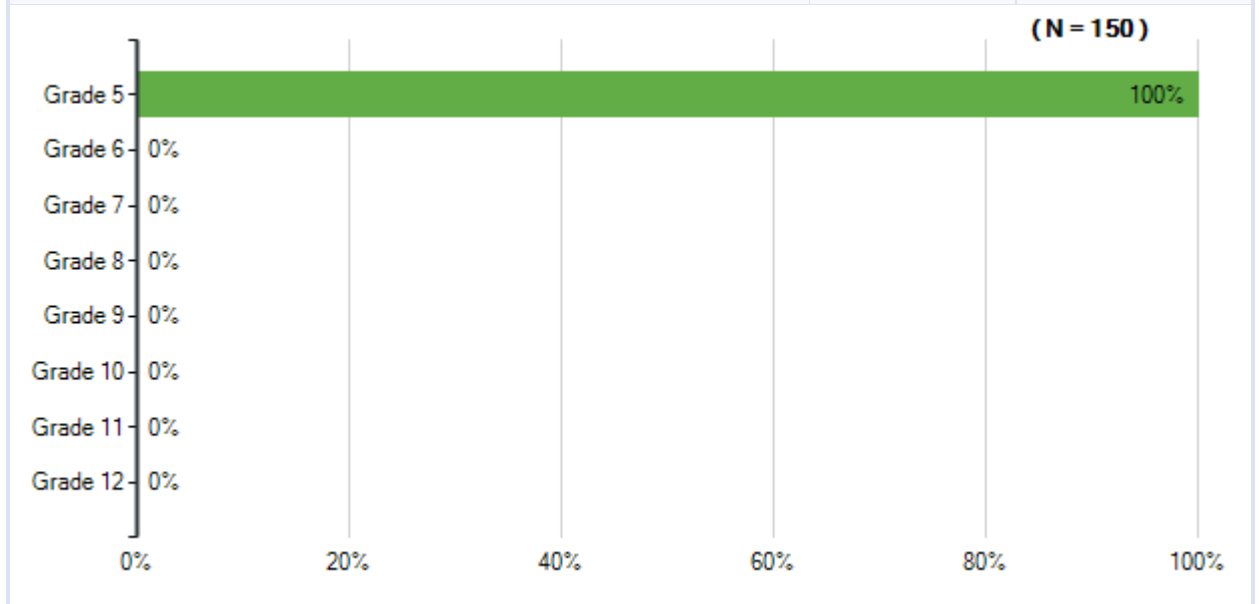
Lamar Consolidated ISD
2020-2021 Campus Climate Survey

How strongly do you agree or disagree with each of the following statements?							
		Strongly Agree	Agree	Disagree	Strongly Disagree	Don't Know	Total Responses
(a)	I feel safe when I am on my school bus.	22 39%	24 43%	3 5%	5 9%	2 4%	56
(b)	I feel safe while waiting at the school bus stop.	21 38%	22 40%	4 7%	2 4%	6 11%	55
(c)	My school bus runs on time most days.	19 34%	22 39%	6 11%	3 5%	6 11%	56

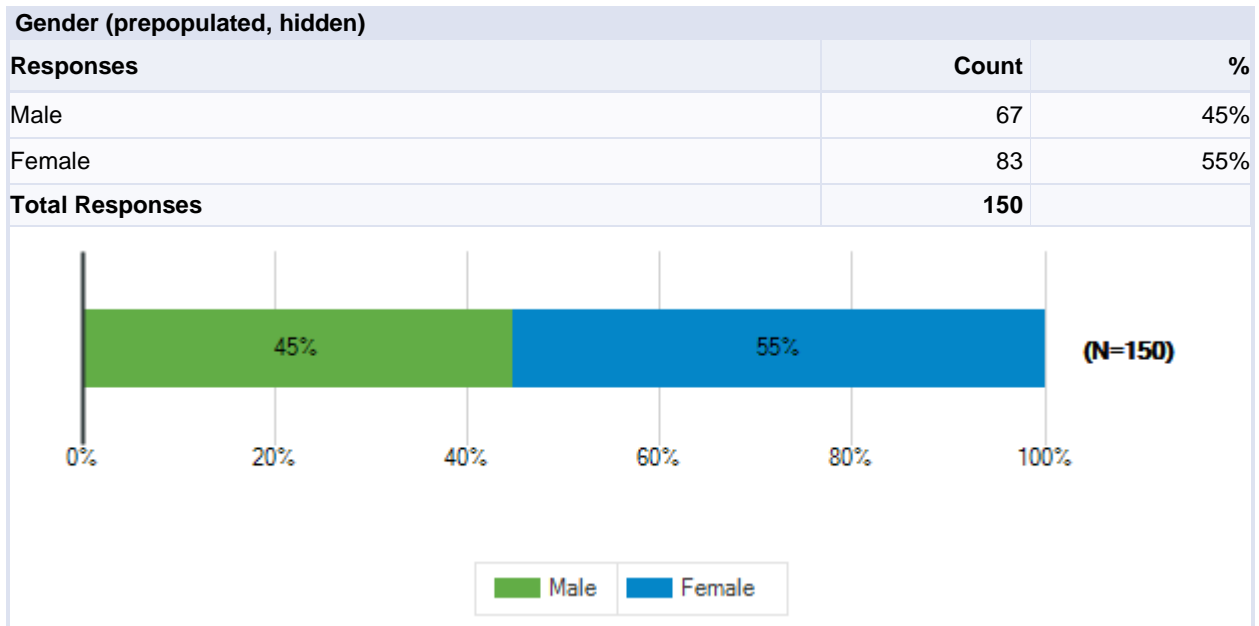


Lamar Consolidated ISD
2020-2021 Campus Climate Survey

Grade Level (prepopulated, hidden)		
Responses	Count	%
Grade 5	150	100%
Grade 6	0	0%
Grade 7	0	0%
Grade 8	0	0%
Grade 9	0	0%
Grade 10	0	0%
Grade 11	0	0%
Grade 12	0	0%
Total Responses	150	

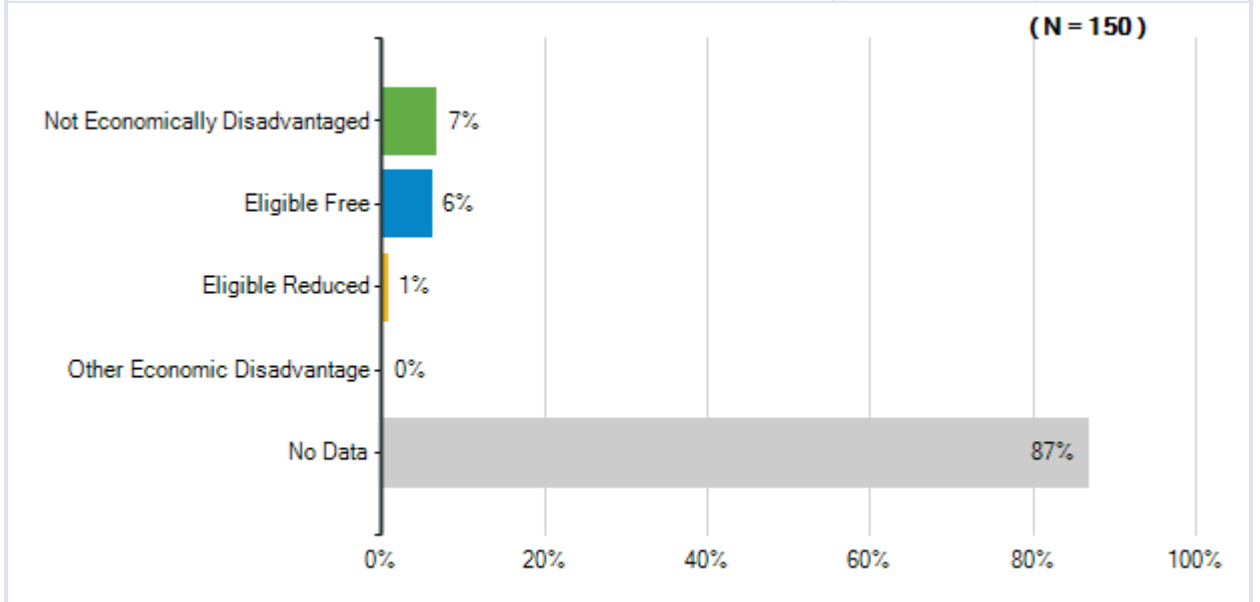


Lamar Consolidated ISD
2020-2021 Campus Climate Survey



Lamar Consolidated ISD
2020-2021 Campus Climate Survey

Free or Reduced Price Meal Status (prepopulated, hidden)		
Responses	Count	%
Not Economically Disadvantaged	10	7%
Eligible Free	9	6%
Eligible Reduced	1	1%
Other Economic Disadvantage	0	0%
No Data	130	87%
Total Responses	150	



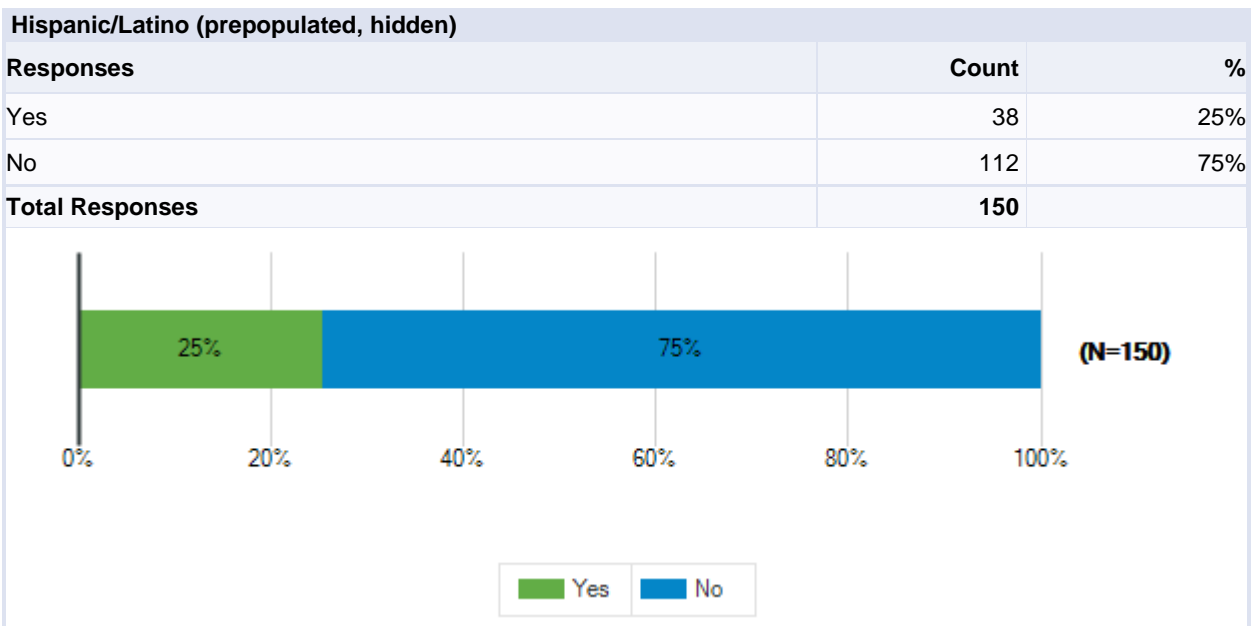
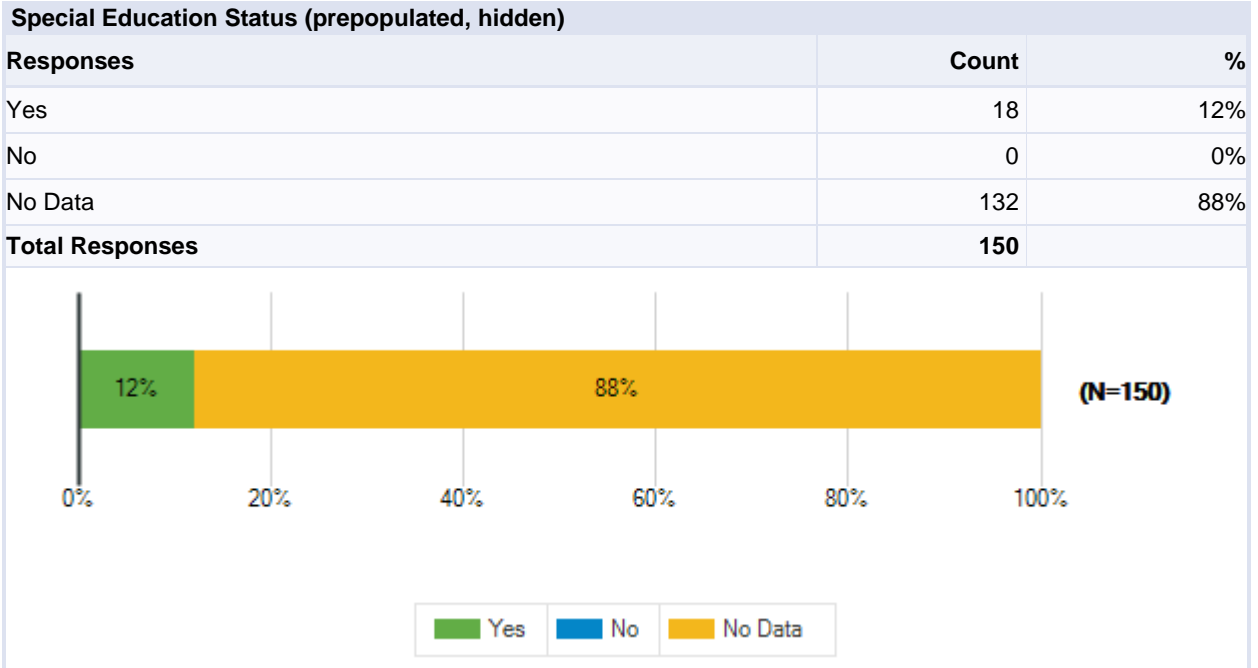
Lamar Consolidated ISD
2020-2021 Campus Climate Survey

Language Spoken at Home (prepopulated, hidden)		
Responses	Count	%
ENGLISH	134	89%
SPANISH	2	1%
YORUBA	0	0%
CHAOCHOW/TEOCHIU	0	0%
TAIWANESE/FORMOSAN/MIN NAN	0	0%
VIETNAMESE	0	0%
ARABIC	4	3%
POLISH	0	0%
MANDARIN	0	0%
OTHER LANGUAGES	0	0%
PORTUGUESE	0	0%
FRENCH	0	0%
CEBUANO	0	0%
HINDI	0	0%
PILIPINO	3	2%
GUJARATI	0	0%
MALAYALAM	0	0%
LUGANDA	0	0%
SWAHILI	0	0%
GERMAN	0	0%
THAI	0	0%
FARSI	0	0%
LINGALA	0	0%
KOREAN	0	0%
TURKISH	0	0%
URDU	7	5%
IBO/IGBO	0	0%
TAMIL	0	0%
CANTONESE	0	0%
BOSNIAN	0	0%
AMHARIC	0	0%
BENGALI	0	0%
INDONESIAN	0	0%
AKAN	0	0%
RUSSIAN	0	0%
PASHTO	0	0%
EFIK	0	0%
CAMBODIAN	0	0%

Lamar Consolidated ISD
2020-2021 Campus Climate Survey

PANJABI	0	0%
JAPANESE	0	0%
TIGRINYA	0	0%
No Data	0	0%
ETHIOPIC	0	0%
SWEDISH	0	0%
AFRIKAANS	0	0%
HAINANESE	0	0%
HAITIAN-CREOLE	0	0%
ILONGGO	0	0%
SINHALESE	0	0%
TIBETAN	0	0%
SERBIAN	0	0%
CROW	0	0%
KRIO	0	0%
CZECH	0	0%
Total Responses	150	

Lamar Consolidated ISD
2020-2021 Campus Climate Survey



Lamar Consolidated ISD
2020-2021 Campus Climate Survey

Race/Ethnicity (prepopulated, hidden)		
Responses	Count	%
White	92	61%
Asian	24	16%
American Indian or Alaskan Native	2	1%
Black or African American	27	18%
Native Hawaiian or Other Pacific Islander	5	3%
Total Responses	150	

