

# Campus Climate Survey

2020-2021 Survey Results - Students

## Austin Elementary

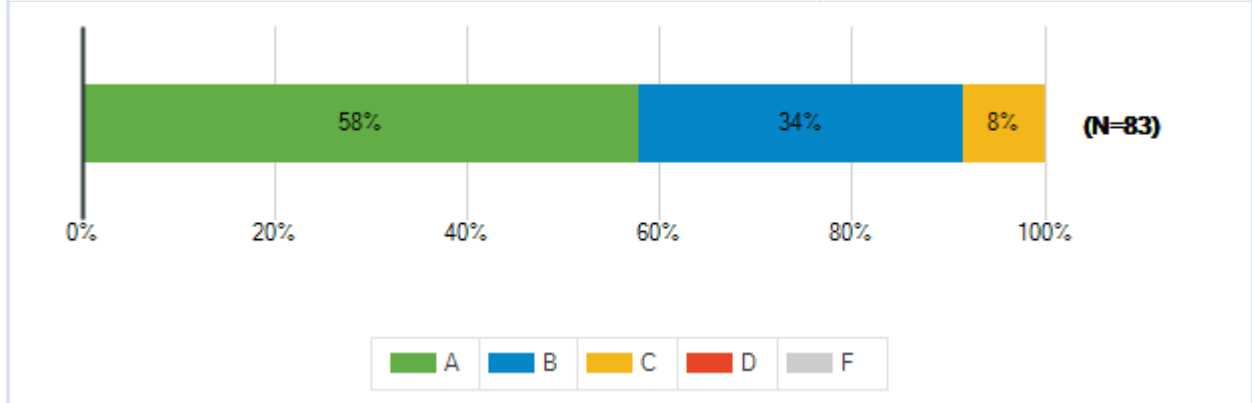
Lamar Consolidated ISD  
November 30 - December 20, 2020



Lamar Consolidated ISD  
2020-2021 Campus Climate Survey

Students receive grades of A, B, C, D or F to report the quality of their work. What grade would you give the overall quality of your school? On this scale, A represents outstanding, C is average and F is failing.

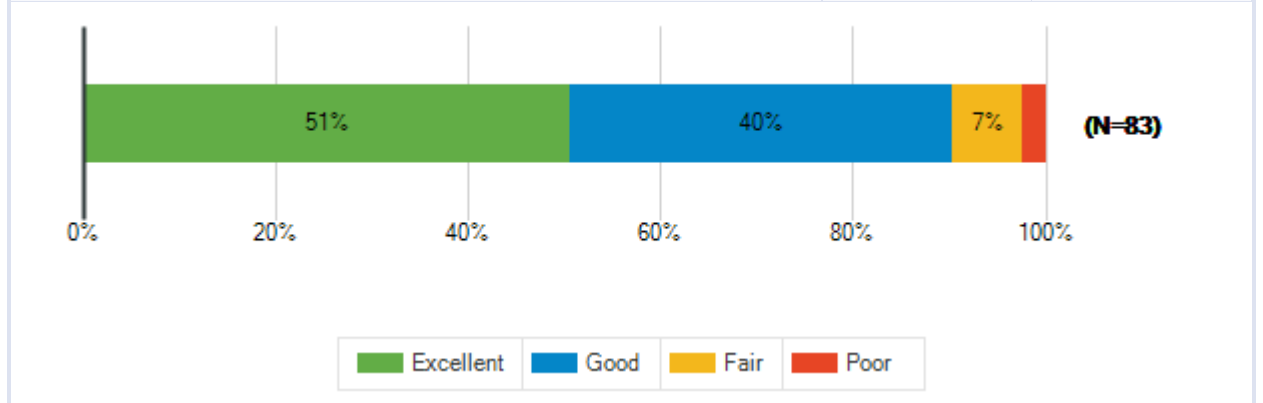
| Responses              | Count     | %   |
|------------------------|-----------|-----|
| A                      | 48        | 58% |
| B                      | 28        | 34% |
| C                      | 7         | 8%  |
| D                      | 0         | 0%  |
| F                      | 0         | 0%  |
| <b>Total Responses</b> | <b>83</b> |     |



Lamar Consolidated ISD  
2020-2021 Campus Climate Survey

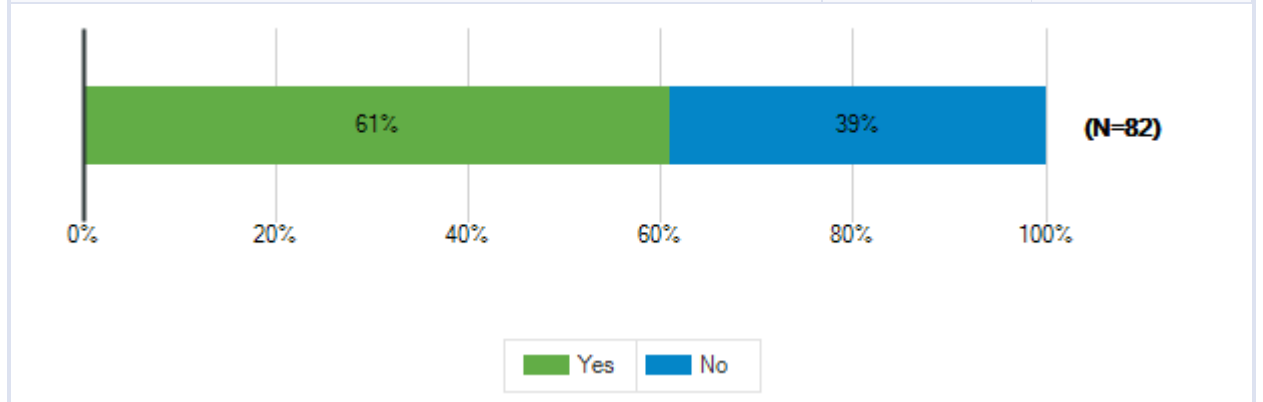
Overall, how would you rate how Lamar CISD handled the COVID-19 pandemic for the 2020-2021 school year?

| Responses              | Count     | %   |
|------------------------|-----------|-----|
| Excellent              | 42        | 51% |
| Good                   | 33        | 40% |
| Fair                   | 6         | 7%  |
| Poor                   | 2         | 2%  |
| <b>Total Responses</b> | <b>83</b> |     |



Have you participated in virtual learning during the 2020-2021 school year?

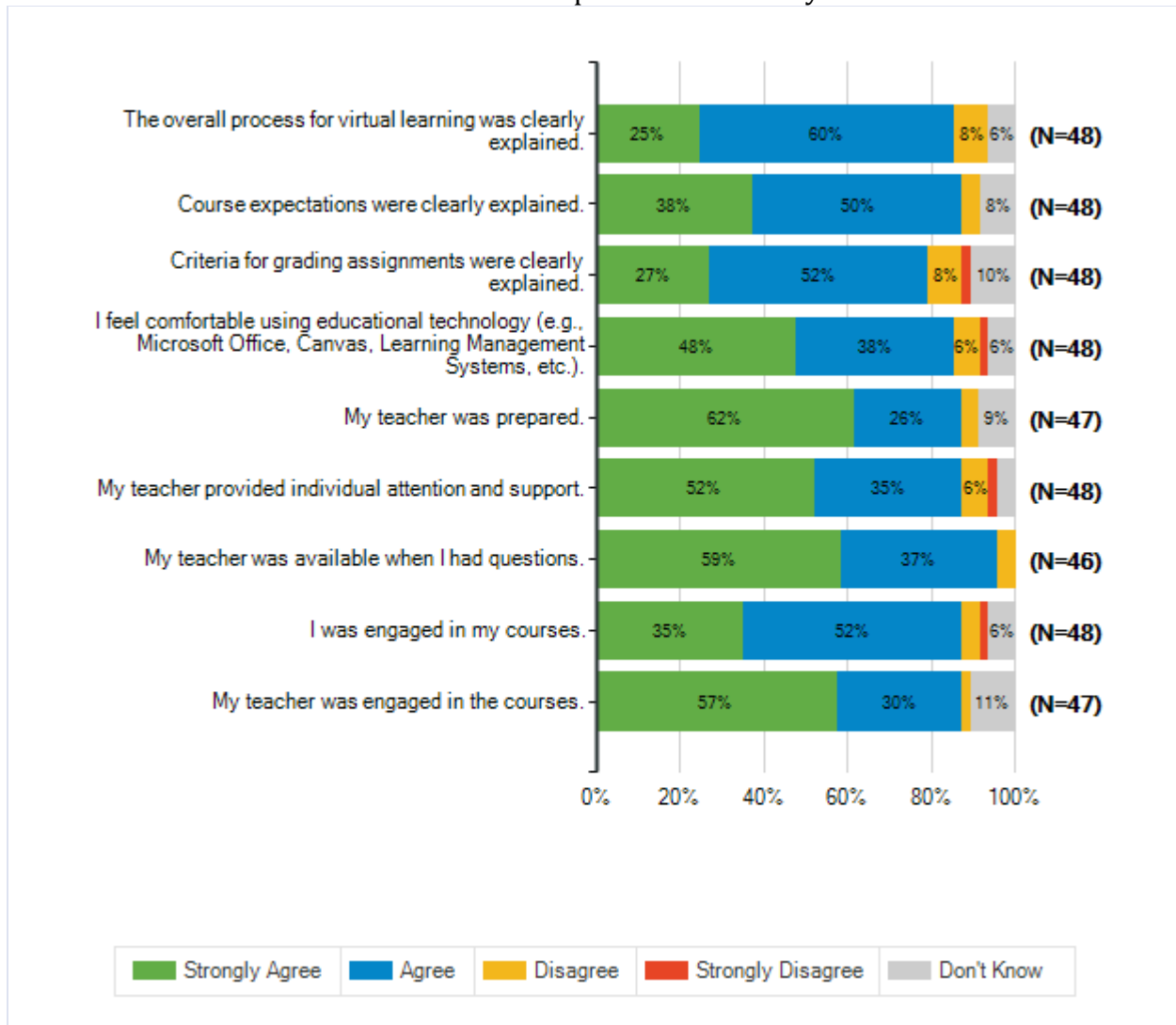
| Responses              | Count     | %   |
|------------------------|-----------|-----|
| Yes                    | 50        | 61% |
| No                     | 32        | 39% |
| <b>Total Responses</b> | <b>82</b> |     |



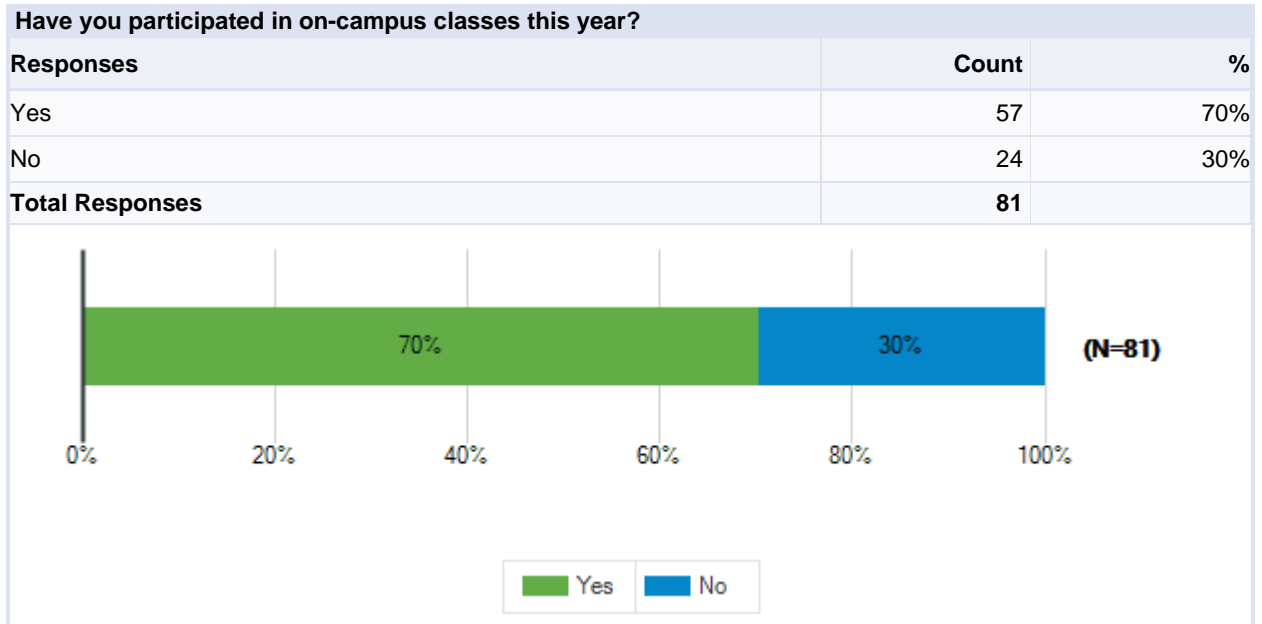
Lamar Consolidated ISD  
2020-2021 Campus Climate Survey

| <b>Overall Preparation for Virtual Learning</b>                             |   |                       |              |                 |                          |                   |                        |
|---|---|-----------------------|--------------|-----------------|--------------------------|-------------------|------------------------|
| <b>How strongly do you agree or disagree with the following statements?</b> |   |                       |              |                 |                          |                   |                        |
|   |   | <b>Strongly Agree</b> | <b>Agree</b> | <b>Disagree</b> | <b>Strongly Disagree</b> | <b>Don't Know</b> | <b>Total Responses</b> |
|   | The overall process for virtual   | 12                    | 29           | 4               | 0                        | 3                 |                        |
| (a)   | learning was clearly explained.   | 25%                   | 60%          | 8%              | 0%                       | 6%                | 48                     |
|   | Course expectations were  | 18                    | 24           | 2               | 0                        | 4                 |                        |
| (b)   | clearly explained.  | 38%                   | 50%          | 4%              | 0%                       | 8%                | 48                     |
|   | Criteria for grading  | 13                    | 25           | 4               | 1                        | 5                 |                        |
| (c)   | assignments were clearly explained.   | 27%                   | 52%          | 8%              | 2%                       | 10%               | 48                     |
|   | I feel comfortable using  | 23                    | 18           | 3               | 1                        | 3                 |                        |
| (d)   | educational technology (e.g., Microsoft Office, Canvas, Learning Management Systems, etc.). | 48%                   | 38%          | 6%              | 2%                       | 6%                | 48                     |
|   | My teacher was prepared.  | 29                    | 12           | 2               | 0                        | 4                 |                        |
| (e)   |   | 62%                   | 26%          | 4%              | 0%                       | 9%                | 47                     |
|   | My teacher provided   | 25                    | 17           | 3               | 1                        | 2                 |                        |
| (f)   | individual attention and support.   | 52%                   | 35%          | 6%              | 2%                       | 4%                | 48                     |
|   | My teacher was available  | 27                    | 17           | 2               | 0                        | 0                 |                        |
| (g)   | when I had questions.   | 59%                   | 37%          | 4%              | 0%                       | 0%                | 46                     |
|   | I was engaged in my courses.  | 17                    | 25           | 2               | 1                        | 3                 |                        |
| (h)   |   | 35%                   | 52%          | 4%              | 2%                       | 6%                | 48                     |
|   | My teacher was engaged in   | 27                    | 14           | 1               | 0                        | 5                 |                        |
| (i)   | the courses.  | 57%                   | 30%          | 2%              | 0%                       | 11%               | 47                     |

Lamar Consolidated ISD  
2020-2021 Campus Climate Survey

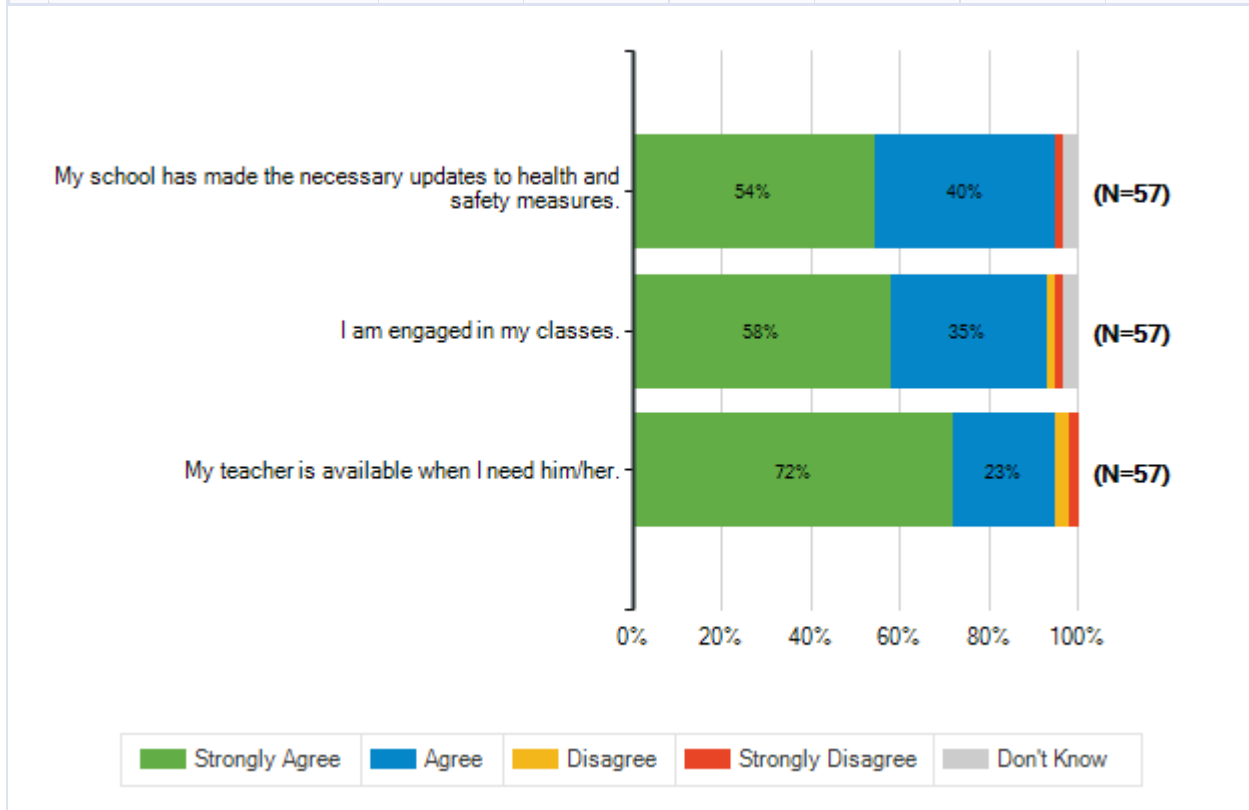


Lamar Consolidated ISD  
2020-2021 Campus Climate Survey



Lamar Consolidated ISD  
2020-2021 Campus Climate Survey

| Overall Preparation for On-Campus Classes                                   |                |           |          |                   |            |                 |
|---|----------------|-----------|----------|-------------------|------------|-----------------|
| How strongly do you agree or disagree with the following statements?        |                |           |          |                   |            |                 |
|   | Strongly Agree | Agree     | Disagree | Strongly Disagree | Don't Know | Total Responses |
| (a) My school has made the necessary updates to health and safety measures. | 31<br>54%      | 23<br>40% | 0<br>0%  | 1<br>2%           | 2<br>4%    | 57              |
| (b) I am engaged in my classes.   | 33<br>58%      | 20<br>35% | 1<br>2%  | 1<br>2%           | 2<br>4%    | 57              |
| (c) My teacher is available when I need him/her.                            | 41<br>72%      | 13<br>23% | 2<br>4%  | 1<br>2%           | 0<br>0%    | 57              |

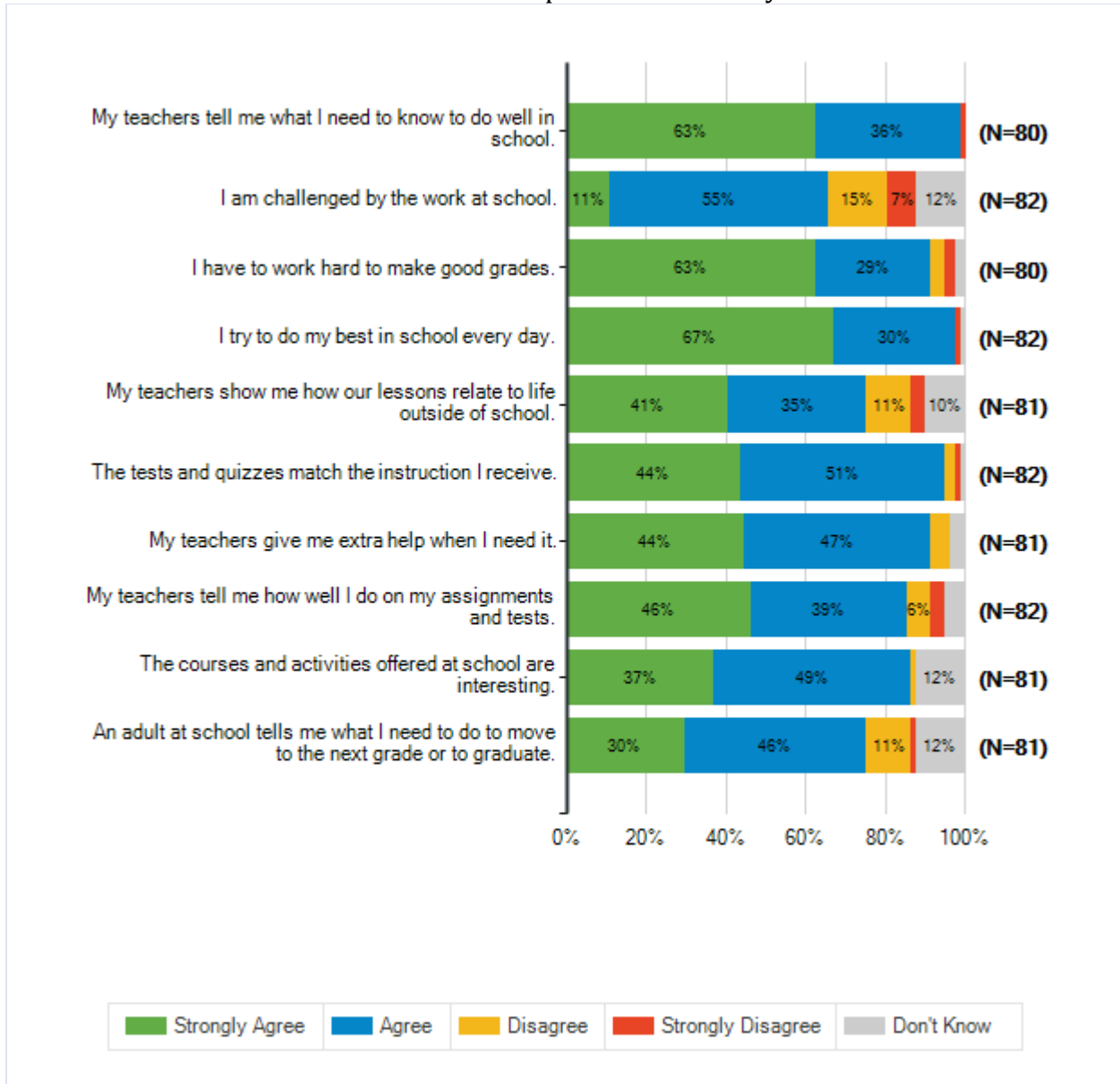


Lamar Consolidated ISD  
2020-2021 Campus Climate Survey

| How strongly do you agree or disagree with each of the following statements? |   |                |       |          |                   |            |                 |
|--|---|----------------|-------|----------|-------------------|------------|-----------------|
|  |   | Strongly Agree | Agree | Disagree | Strongly Disagree | Don't Know | Total Responses |
|  | My teachers tell me what I                                  | 50             | 29    | 0        | 1                 | 0          |                 |
| (a)  | need to know to do well in school.                          | 63%            | 36%   | 0%       | 1%                | 0%         | 80              |
|  | I am challenged by the work                                 | 9              | 45    | 12       | 6                 | 10         |                 |
| (b)  | at school.  | 11%            | 55%   | 15%      | 7%                | 12%        | 82              |
|  | I have to work hard to make                                 | 50             | 23    | 3        | 2                 | 2          |                 |
| (c)  | good grades.  | 63%            | 29%   | 4%       | 3%                | 3%         | 80              |
|  | I try to do my best in school                               | 55             | 25    | 0        | 1                 | 1          |                 |
| (d)  | every day.  | 67%            | 30%   | 0%       | 1%                | 1%         | 82              |
|  | My teachers show me how                                     | 33             | 28    | 9        | 3                 | 8          |                 |
| (e)  | our lessons relate to life outside of school.               | 41%            | 35%   | 11%      | 4%                | 10%        | 81              |
|  | The tests and quizzes match                                 | 36             | 42    | 2        | 1                 | 1          |                 |
| (f)  | the instruction I receive.                                  | 44%            | 51%   | 2%       | 1%                | 1%         | 82              |
|  | My teachers give me extra                                   | 36             | 38    | 4        | 0                 | 3          |                 |
| (g)  | help when I need it.  | 44%            | 47%   | 5%       | 0%                | 4%         | 81              |
|  | My teachers tell me how well                                | 38             | 32    | 5        | 3                 | 4          |                 |
| (h)  | I do on my assignments and tests.                           | 46%            | 39%   | 6%       | 4%                | 5%         | 82              |
|  | The courses and activities                                  | 30             | 40    | 1        | 0                 | 10         |                 |
| (i)  | offered at school are interesting.                          | 37%            | 49%   | 1%       | 0%                | 12%        | 81              |
|  | An adult at school tells me                                 | 24             | 37    | 9        | 1                 | 10         |                 |
| (j)  | what I need to do to move to the next grade or to graduate. | 30%            | 46%   | 11%      | 1%                | 12%        | 81              |



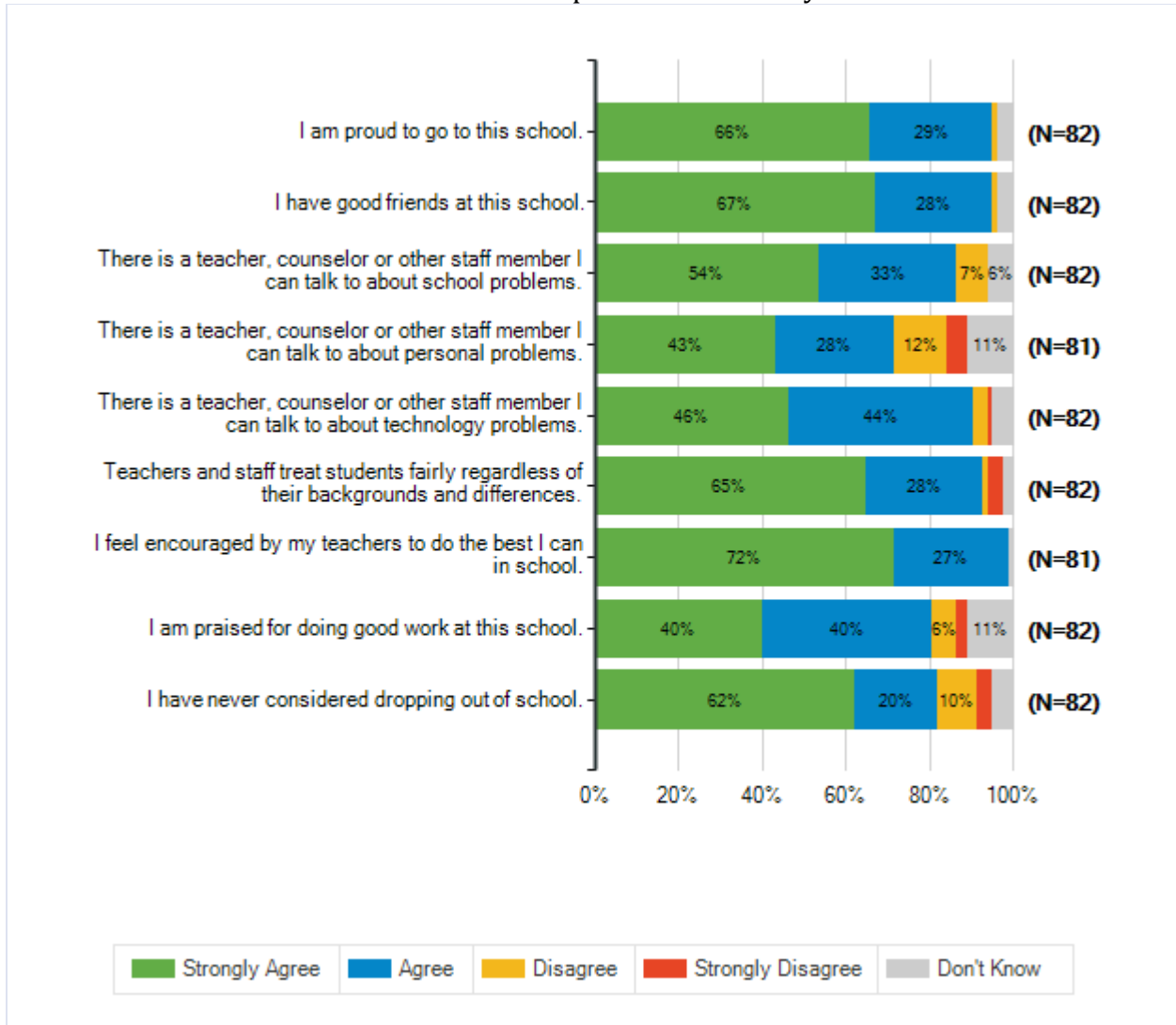
Lamar Consolidated ISD  
2020-2021 Campus Climate Survey



Lamar Consolidated ISD  
2020-2021 Campus Climate Survey

| How strongly do you agree or disagree with each of the following statements? |  |                |       |          |                   |            |                 |
|--|--|----------------|-------|----------|-------------------|------------|-----------------|
|  |  | Strongly Agree | Agree | Disagree | Strongly Disagree | Don't Know | Total Responses |
| (a)  | I am proud to go to this school.   | 54             | 24    | 1        | 0                 | 3          | 82              |
|  |  | 66%            | 29%   | 1%       | 0%                | 4%         |                 |
| (b)  | I have good friends at this school.  | 55             | 23    | 1        | 0                 | 3          | 82              |
|  |  | 67%            | 28%   | 1%       | 0%                | 4%         |                 |
| (c)  | There is a teacher, counselor or other staff member I can talk to about school problems.     | 44             | 27    | 6        | 0                 | 5          | 82              |
|  |  | 54%            | 33%   | 7%       | 0%                | 6%         |                 |
| (d)  | There is a teacher, counselor or other staff member I can talk to about personal problems.   | 35             | 23    | 10       | 4                 | 9          | 81              |
|  |  | 43%            | 28%   | 12%      | 5%                | 11%        |                 |
| (e)  | There is a teacher, counselor or other staff member I can talk to about technology problems. | 38             | 36    | 3        | 1                 | 4          | 82              |
|  |  | 46%            | 44%   | 4%       | 1%                | 5%         |                 |
| (f)  | Teachers and staff treat students fairly regardless of their backgrounds and differences.    | 53             | 23    | 1        | 3                 | 2          | 82              |
|  |  | 65%            | 28%   | 1%       | 4%                | 2%         |                 |
| (g)  | I feel encouraged by my teachers to do the best I can in school.                             | 58             | 22    | 0        | 0                 | 1          | 81              |
|  |  | 72%            | 27%   | 0%       | 0%                | 1%         |                 |
| (h)  | I am praised for doing good work at this school.   | 33             | 33    | 5        | 2                 | 9          | 82              |
|  |  | 40%            | 40%   | 6%       | 2%                | 11%        |                 |
| (i)  | I have never considered dropping out of school.  | 51             | 16    | 8        | 3                 | 4          | 82              |
|  |  | 62%            | 20%   | 10%      | 4%                | 5%         |                 |

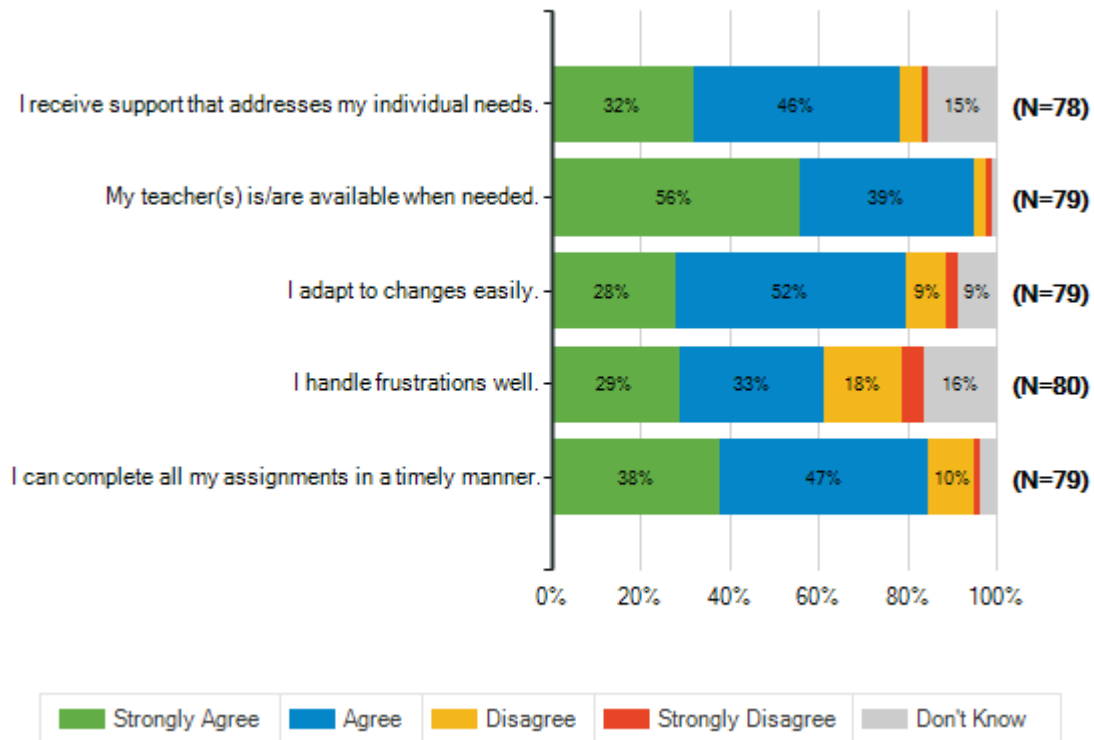
Lamar Consolidated ISD  
2020-2021 Campus Climate Survey



Lamar Consolidated ISD  
2020-2021 Campus Climate Survey

How strongly do you agree or disagree with each of the following statements?

|   | Strongly Agree | Agree     | Disagree  | Strongly Disagree | Don't Know | Total Responses |
|---|----------------|-----------|-----------|-------------------|------------|-----------------|
| (a) I receive support that addresses my individual needs. | 25<br>32%      | 36<br>46% | 4<br>5%   | 1<br>1%           | 12<br>15%  | 78              |
| (b) My teacher(s) is/are available when needed.           | 44<br>56%      | 31<br>39% | 2<br>3%   | 1<br>1%           | 1<br>1%    | 79              |
| (c) I adapt to changes easily.                            | 22<br>28%      | 41<br>52% | 7<br>9%   | 2<br>3%           | 7<br>9%    | 79              |
| (d) I handle frustrations well.                           | 23<br>29%      | 26<br>33% | 14<br>18% | 4<br>5%           | 13<br>16%  | 80              |
| (e) I can complete all my assignments in a timely manner. | 30<br>38%      | 37<br>47% | 8<br>10%  | 1<br>1%           | 3<br>4%    | 79              |



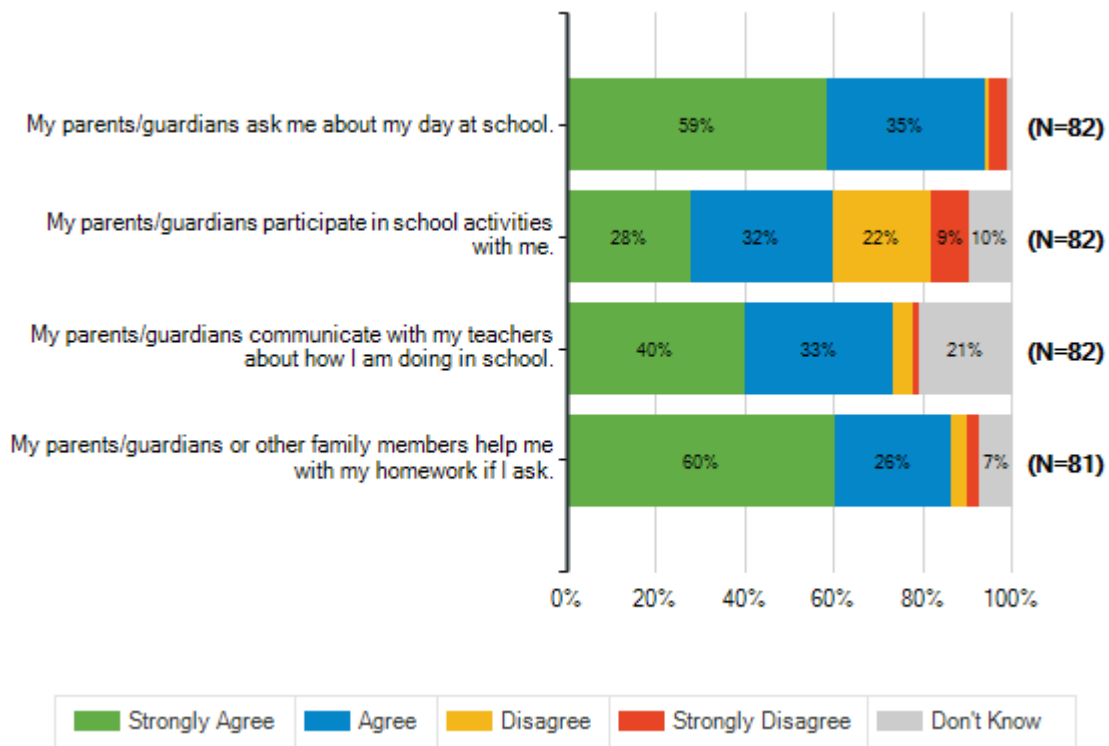
Lamar Consolidated ISD  
2020-2021 Campus Climate Survey

| How strongly do you agree or disagree with each of the following statements? |   |                |       |          |                   |            |                 |
|--|---|----------------|-------|----------|-------------------|------------|-----------------|
|  |   | Strongly Agree | Agree | Disagree | Strongly Disagree | Don't Know | Total Responses |
|  | A principal, teacher, guidance counselor, or college & career facilitator has given me advice on how to apply for scholarships.                             | 0              | 0     | 0        | 0                 | 0          | 0               |
| (a)  | A principal, teacher, guidance counselor, or college & career facilitator has given me advice on how to get into college or workforce development programs. | 0%             | 0%    | 0%       | 0%                | 0%         | 0               |
| (b)  | A principal, teacher, guidance counselor, or college & career facilitator has explored post-high school career and education paths with me.                 | 0              | 0     | 0        | 0                 | 0          | 0               |
| (c)  |   | 0%             | 0%    | 0%       | 0%                | 0%         | 0               |
| <b>There were no responses to this question.</b>                             |   |                |       |          |                   |            |                 |

Lamar Consolidated ISD  
2020-2021 Campus Climate Survey

How strongly do you agree or disagree with each of the following statements?

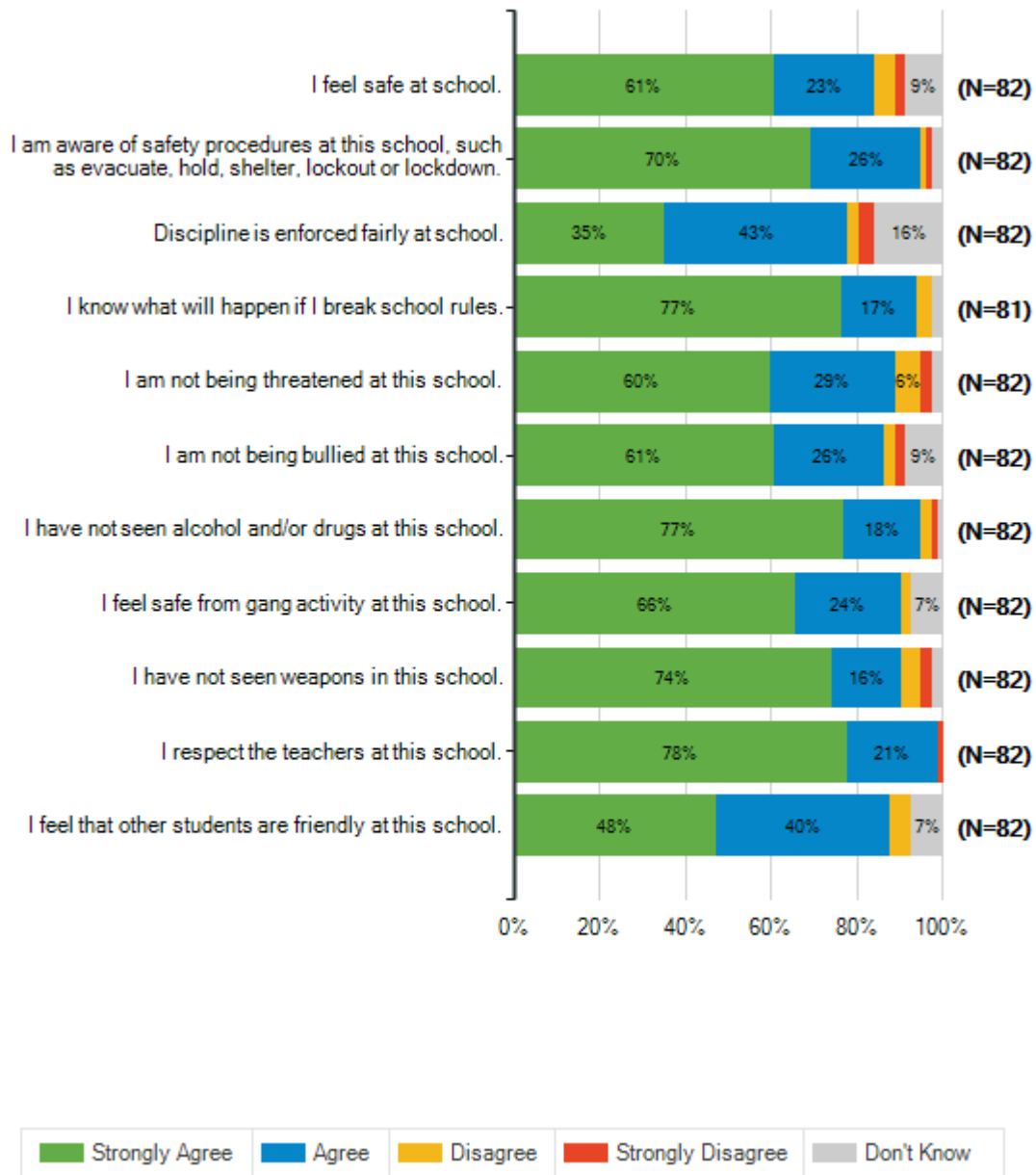
|     |   | Strongly Agree | Agree     | Disagree  | Strongly Disagree | Don't Know | Total Responses |
|-----|---|----------------|-----------|-----------|-------------------|------------|-----------------|
| (a) | My parents/guardians ask me about my day at school.                               | 48<br>59%      | 29<br>35% | 1<br>1%   | 3<br>4%           | 1<br>1%    | 82              |
| (b) | My parents/guardians participate in school activities with me.                    | 23<br>28%      | 26<br>32% | 18<br>22% | 7<br>9%           | 8<br>10%   | 82              |
| (c) | My parents/guardians communicate with my teachers about how I am doing in school. | 33<br>40%      | 27<br>33% | 4<br>5%   | 1<br>1%           | 17<br>21%  | 82              |
| (d) | My parents/guardians or other family members help me with my homework if I ask.   | 49<br>60%      | 21<br>26% | 3<br>4%   | 2<br>2%           | 6<br>7%    | 81              |



Lamar Consolidated ISD  
2020-2021 Campus Climate Survey

| How strongly do you agree or disagree with each of the following statements? |   |                |       |          |                   |            |                 |
|--|---|----------------|-------|----------|-------------------|------------|-----------------|
|  |   | Strongly Agree | Agree | Disagree | Strongly Disagree | Don't Know | Total Responses |
|  |   | 50             | 19    | 4        | 2                 | 7          |                 |
| (a)  | I feel safe at school.  | 61%            | 23%   | 5%       | 2%                | 9%         | 82              |
|  |   | 57             | 21    | 1        | 1                 | 2          |                 |
| (b)  | I am aware of safety procedures at this school, such as evacuate, hold, shelter, lockout or lockdown. | 70%            | 26%   | 1%       | 1%                | 2%         | 82              |
|  |   | 29             | 35    | 2        | 3                 | 13         |                 |
| (c)  | Discipline is enforced fairly at school.  | 35%            | 43%   | 2%       | 4%                | 16%        | 82              |
|  |   | 62             | 14    | 3        | 0                 | 2          |                 |
| (d)  | I know what will happen if I break school rules.  | 77%            | 17%   | 4%       | 0%                | 2%         | 81              |
|  |   | 49             | 24    | 5        | 2                 | 2          |                 |
| (e)  | I am not being threatened at this school.   | 60%            | 29%   | 6%       | 2%                | 2%         | 82              |
|  |   | 50             | 21    | 2        | 2                 | 7          |                 |
| (f)  | I am not being bullied at this school.  | 61%            | 26%   | 2%       | 2%                | 9%         | 82              |
|  |   | 63             | 15    | 2        | 1                 | 1          |                 |
| (g)  | I have not seen alcohol and/or drugs at this school.  | 77%            | 18%   | 2%       | 1%                | 1%         | 82              |
|  |   | 54             | 20    | 2        | 0                 | 6          |                 |
| (h)  | I feel safe from gang activity at this school.  | 66%            | 24%   | 2%       | 0%                | 7%         | 82              |
|  |   | 61             | 13    | 4        | 2                 | 2          |                 |
| (i)  | I have not seen weapons in this school.   | 74%            | 16%   | 5%       | 2%                | 2%         | 82              |
|  |   | 64             | 17    | 0        | 1                 | 0          |                 |
| (j)  | I respect the teachers at this school.  | 78%            | 21%   | 0%       | 1%                | 0%         | 82              |
|  |   | 39             | 33    | 4        | 0                 | 6          |                 |
| (k)  | I feel that other students are friendly at this school.   | 48%            | 40%   | 5%       | 0%                | 7%         | 82              |

Lamar Consolidated ISD  
2020-2021 Campus Climate Survey



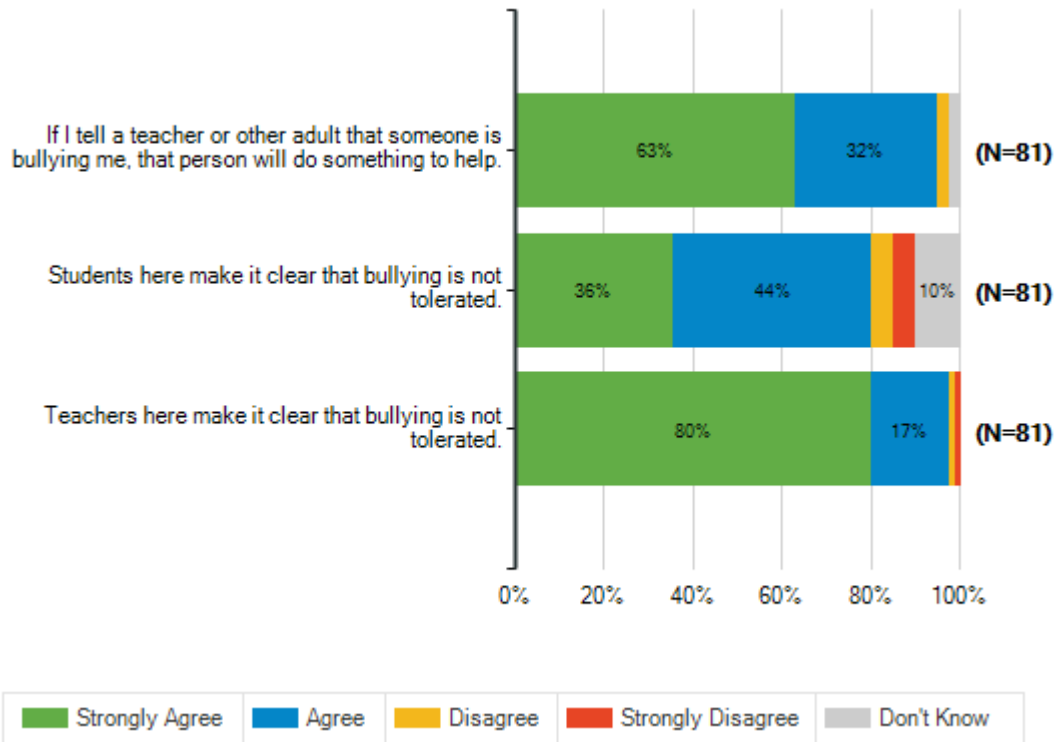


Lamar Consolidated ISD  
2020-2021 Campus Climate Survey

**Bullying**

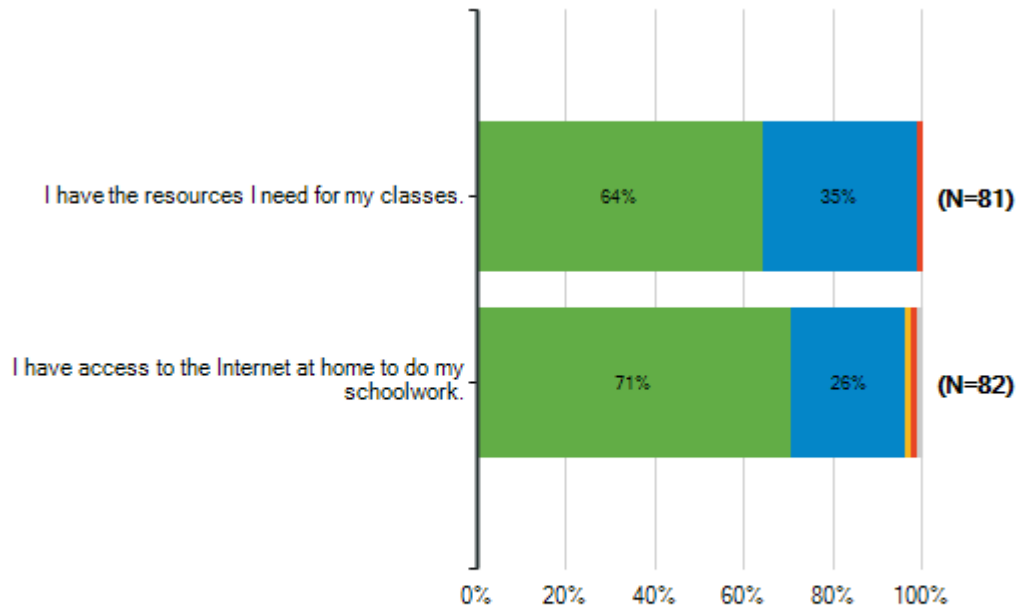
How strongly do you agree or disagree with each of the following statements?

|     |  | Strongly Agree | Agree     | Disagree | Strongly Disagree | Don't Know | Total Responses |
|-----|--|----------------|-----------|----------|-------------------|------------|-----------------|
| (a) | If I tell a teacher or other adult that someone is bullying me, that person will do something to help. | 51<br>63%      | 26<br>32% | 2<br>2%  | 0<br>0%           | 2<br>2%    | 81              |
| (b) | Students here make it clear that bullying is not tolerated.  | 29<br>36%      | 36<br>44% | 4<br>5%  | 4<br>5%           | 8<br>10%   | 81              |
| (c) | Teachers here make it clear that bullying is not tolerated.  | 65<br>80%      | 14<br>17% | 1<br>1%  | 1<br>1%           | 0<br>0%    | 81              |



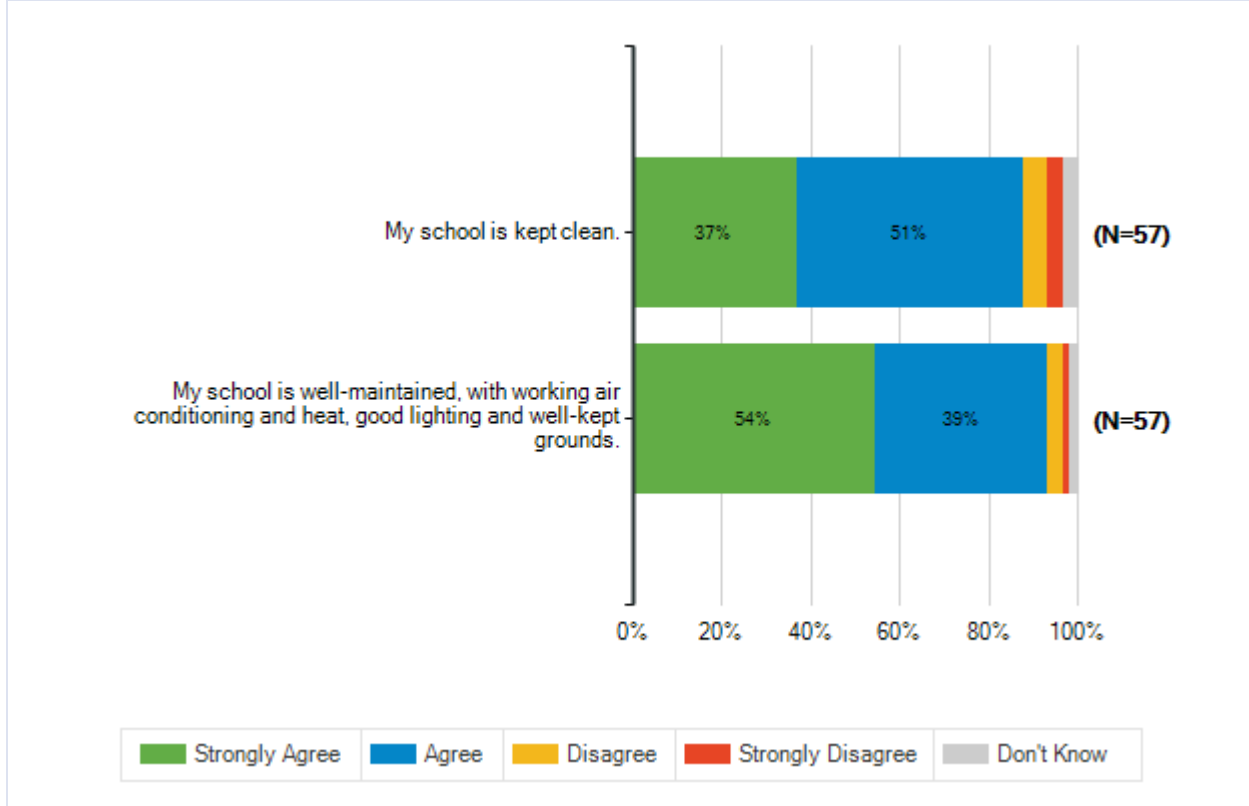
Lamar Consolidated ISD  
2020-2021 Campus Climate Survey

| How strongly do you agree or disagree with each of the following statements? |  |                |       |          |                   |            |                 |
|--|--|----------------|-------|----------|-------------------|------------|-----------------|
|  |  | Strongly Agree | Agree | Disagree | Strongly Disagree | Don't Know | Total Responses |
| (a)  | I have the resources I need for my classes.                | 52             | 28    | 0        | 1                 | 0          | 81              |
|  |  | 64%            | 35%   | 0%       | 1%                | 0%         |                 |
| (b)  | I have access to the Internet at home to do my schoolwork. | 58             | 21    | 1        | 1                 | 1          | 82              |
|  |  | 71%            | 26%   | 1%       | 1%                | 1%         |                 |

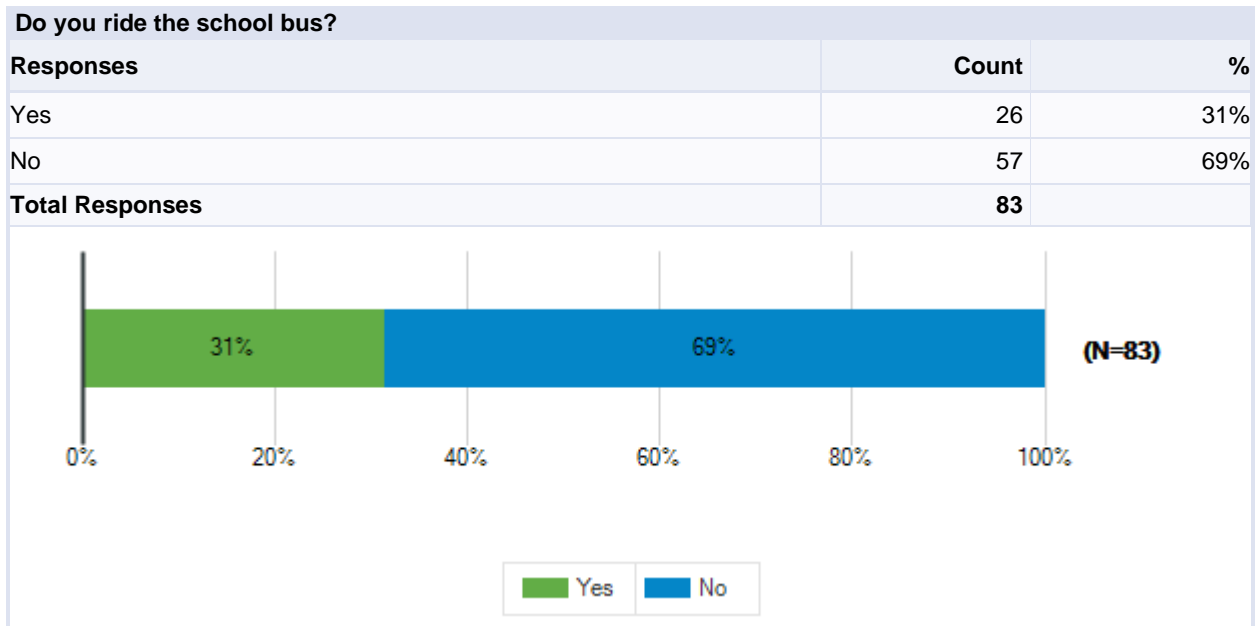


Lamar Consolidated ISD  
2020-2021 Campus Climate Survey

| How strongly do you agree or disagree with each of the following statements? |  |                |       |          |                   |            |                 |
|--|--|----------------|-------|----------|-------------------|------------|-----------------|
|  |  | Strongly Agree | Agree | Disagree | Strongly Disagree | Don't Know | Total Responses |
| (a)  | My school is kept clean.   | 21             | 29    | 3        | 2                 | 2          | 57              |
| (b)  | My school is well-maintained, with working air conditioning and heat, good lighting and well-kept grounds. | 31             | 22    | 2        | 1                 | 1          | 57              |

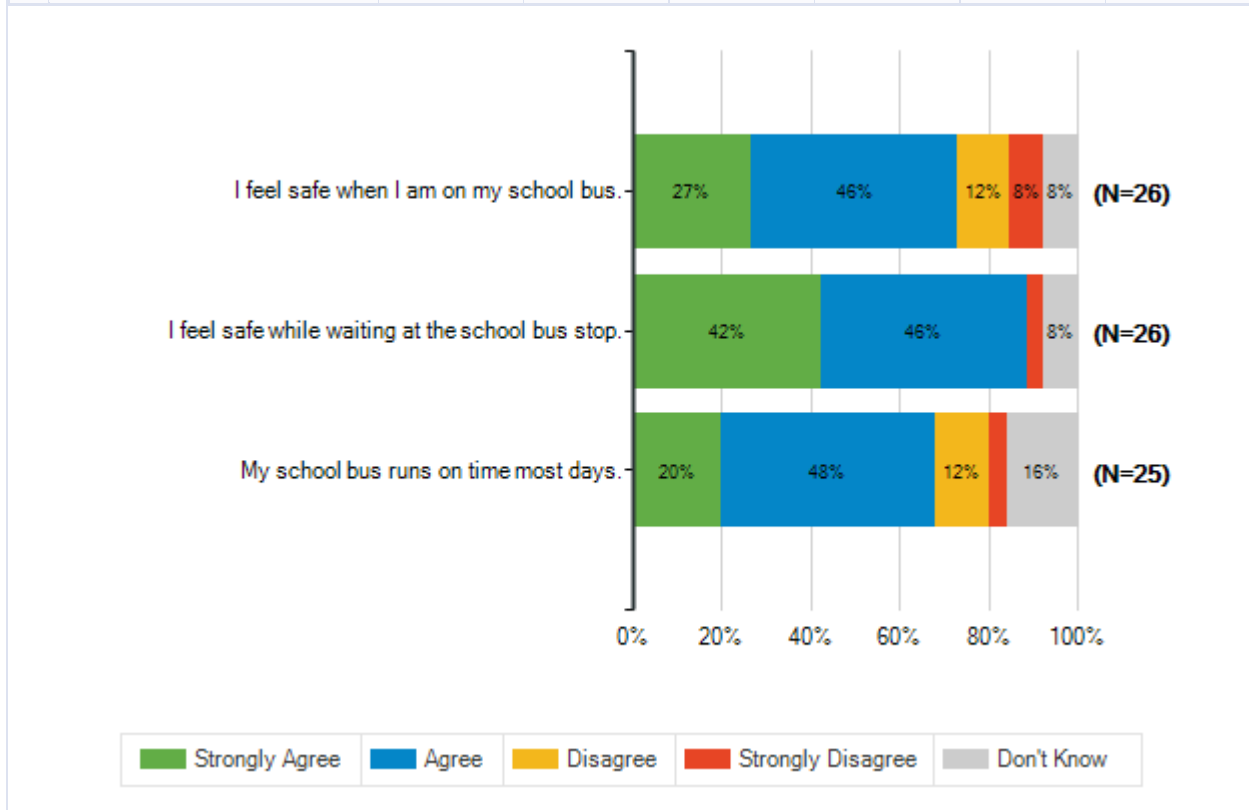


Lamar Consolidated ISD  
2020-2021 Campus Climate Survey



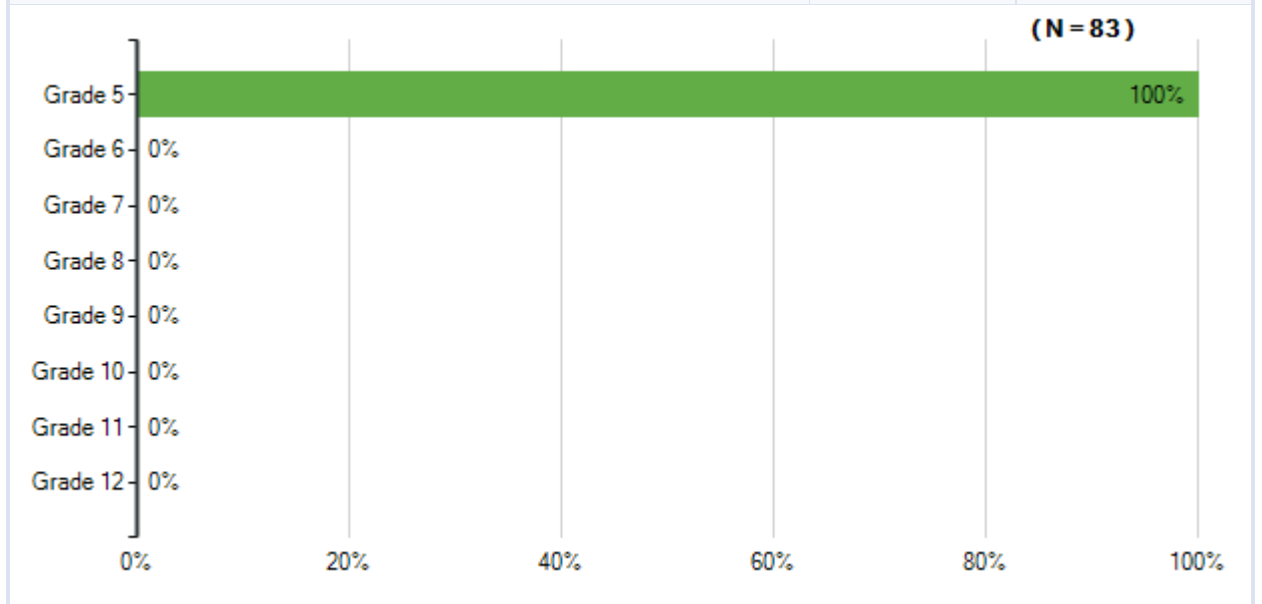
Lamar Consolidated ISD  
2020-2021 Campus Climate Survey

| How strongly do you agree or disagree with each of the following statements? |   |                |           |          |                   |            |                 |
|--|---|----------------|-----------|----------|-------------------|------------|-----------------|
|  |   | Strongly Agree | Agree     | Disagree | Strongly Disagree | Don't Know | Total Responses |
| (a)  | I feel safe when I am on my school bus.           | 7<br>27%       | 12<br>46% | 3<br>12% | 2<br>8%           | 2<br>8%    | 26              |
| (b)  | I feel safe while waiting at the school bus stop. | 11<br>42%      | 12<br>46% | 0<br>0%  | 1<br>4%           | 2<br>8%    | 26              |
| (c)  | My school bus runs on time most days.             | 5<br>20%       | 12<br>48% | 3<br>12% | 1<br>4%           | 4<br>16%   | 25              |

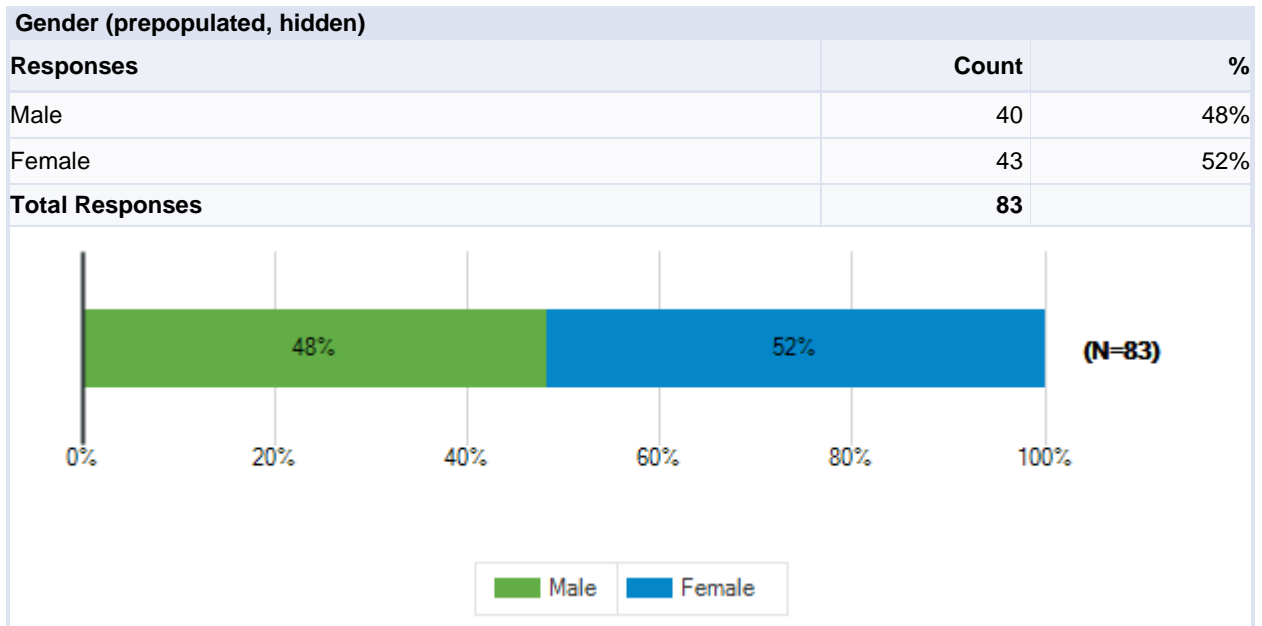


Lamar Consolidated ISD  
2020-2021 Campus Climate Survey

| Grade Level (prepopulated, hidden) |           |      |
|------------------------------------|-----------|------|
| Responses                          | Count     | %    |
| Grade 5                            | 83        | 100% |
| Grade 6                            | 0         | 0%   |
| Grade 7                            | 0         | 0%   |
| Grade 8                            | 0         | 0%   |
| Grade 9                            | 0         | 0%   |
| Grade 10                           | 0         | 0%   |
| Grade 11                           | 0         | 0%   |
| Grade 12                           | 0         | 0%   |
| <b>Total Responses</b>             | <b>83</b> |      |

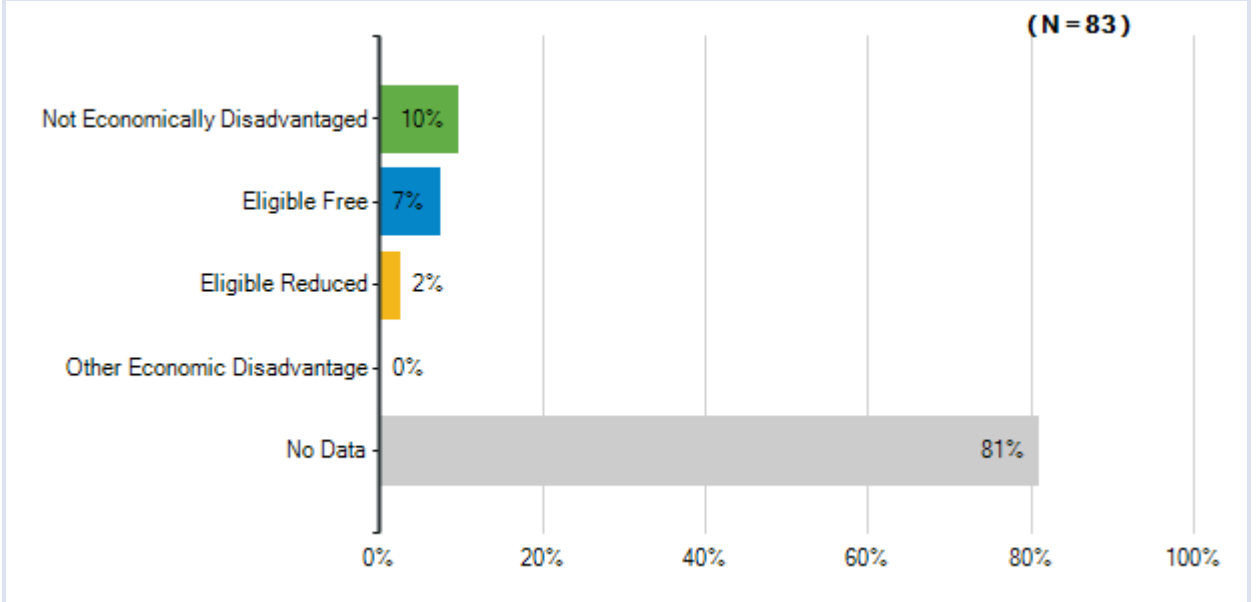


Lamar Consolidated ISD  
2020-2021 Campus Climate Survey



Lamar Consolidated ISD  
2020-2021 Campus Climate Survey

| Free or Reduced Price Meal Status (prepopulated, hidden) |           |     |
|--|-----------|-----|
| Responses  | Count     | %   |
| Not Economically Disadvantaged                           | 8         | 10% |
| Eligible Free  | 6         | 7%  |
| Eligible Reduced   | 2         | 2%  |
| Other Economic Disadvantage                              | 0         | 0%  |
| No Data  | 67        | 81% |
| <b>Total Responses</b>                                   | <b>83</b> |     |





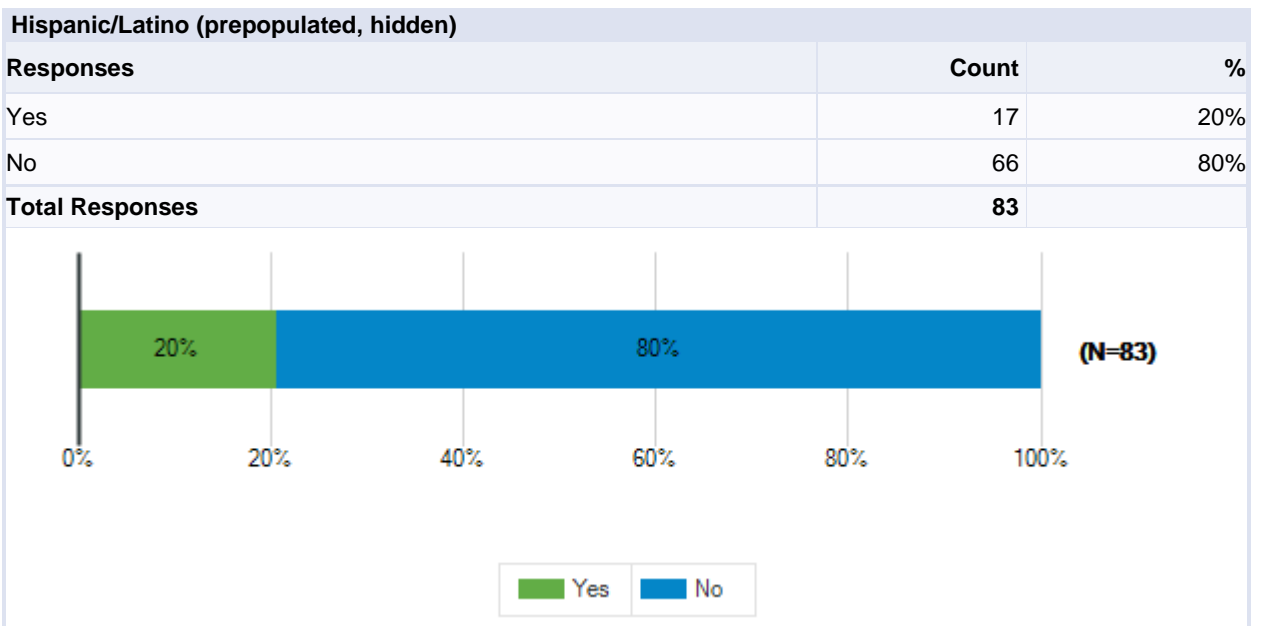
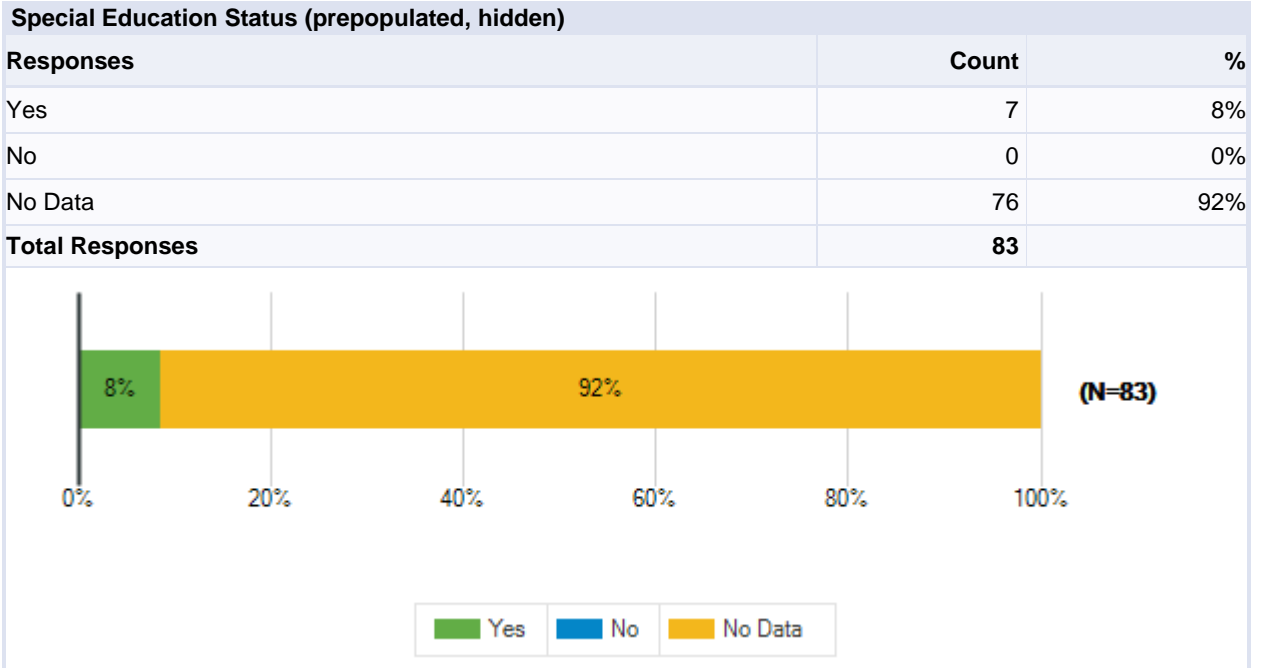
Lamar Consolidated ISD  
2020-2021 Campus Climate Survey

| Language Spoken at Home (prepopulated, hidden) |       |     |
|--|-------|-----|
| Responses                                      | Count | %   |
| ENGLISH  | 78    | 94% |
| SPANISH  | 2     | 2%  |
| YORUBA   | 0     | 0%  |
| CHAOCHOW/TEOCHIU                               | 0     | 0%  |
| TAIWANESE/FORMOSAN/MIN NAN                     | 0     | 0%  |
| VIETNAMESE                                     | 0     | 0%  |
| ARABIC   | 0     | 0%  |
| POLISH   | 0     | 0%  |
| MANDARIN                                       | 0     | 0%  |
| OTHER LANGUAGES                                | 0     | 0%  |
| PORTUGUESE                                     | 0     | 0%  |
| FRENCH   | 0     | 0%  |
| CEBUANO  | 0     | 0%  |
| HINDI  | 0     | 0%  |
| PILIPINO                                       | 0     | 0%  |
| GUJARATI                                       | 0     | 0%  |
| MALAYALAM                                      | 0     | 0%  |
| LUGANDA  | 0     | 0%  |
| SWAHILI  | 0     | 0%  |
| GERMAN   | 0     | 0%  |
| THAI   | 0     | 0%  |
| FARSI  | 1     | 1%  |
| LINGALA  | 0     | 0%  |
| KOREAN   | 0     | 0%  |
| TURKISH  | 0     | 0%  |
| URDU   | 1     | 1%  |
| IBO/IGBO                                       | 1     | 1%  |
| TAMIL  | 0     | 0%  |
| CANTONESE                                      | 0     | 0%  |
| BOSNIAN  | 0     | 0%  |
| AMHARIC  | 0     | 0%  |
| BENGALI  | 0     | 0%  |
| INDONESIAN                                     | 0     | 0%  |
| AKAN   | 0     | 0%  |
| RUSSIAN  | 0     | 0%  |
| PASHTO   | 0     | 0%  |
| EFIK   | 0     | 0%  |
| CAMBODIAN                                      | 0     | 0%  |

Lamar Consolidated ISD  
2020-2021 Campus Climate Survey

|                        |           |    |
|------------------------|-----------|----|
| PANJABI                | 0         | 0% |
| JAPANESE               | 0         | 0% |
| TIGRINYA               | 0         | 0% |
| No Data                | 0         | 0% |
| ETHIOPIC               | 0         | 0% |
| SWEDISH                | 0         | 0% |
| AFRIKAANS              | 0         | 0% |
| HAINANESE              | 0         | 0% |
| HAITIAN-CREOLE         | 0         | 0% |
| ILONGGO                | 0         | 0% |
| SINHALESE              | 0         | 0% |
| TIBETAN                | 0         | 0% |
| SERBIAN                | 0         | 0% |
| CROW                   | 0         | 0% |
| KRIO                   | 0         | 0% |
| CZECH                  | 0         | 0% |
| <b>Total Responses</b> | <b>83</b> |    |

Lamar Consolidated ISD  
2020-2021 Campus Climate Survey



Lamar Consolidated ISD  
2020-2021 Campus Climate Survey

| Race/Ethnicity (prepopulated, hidden)     |           |     |
|---|-----------|-----|
| Responses                                 | Count     | %   |
| White                                     | 54        | 65% |
| Asian                                     | 3         | 4%  |
| American Indian or Alaskan Native         | 1         | 1%  |
| Black or African American                 | 22        | 27% |
| Native Hawaiian or Other Pacific Islander | 3         | 4%  |
| <b>Total Responses</b>                    | <b>83</b> |     |

