

Campus Climate Survey

2020-2021 Survey Results - Students

Beasley Elementary

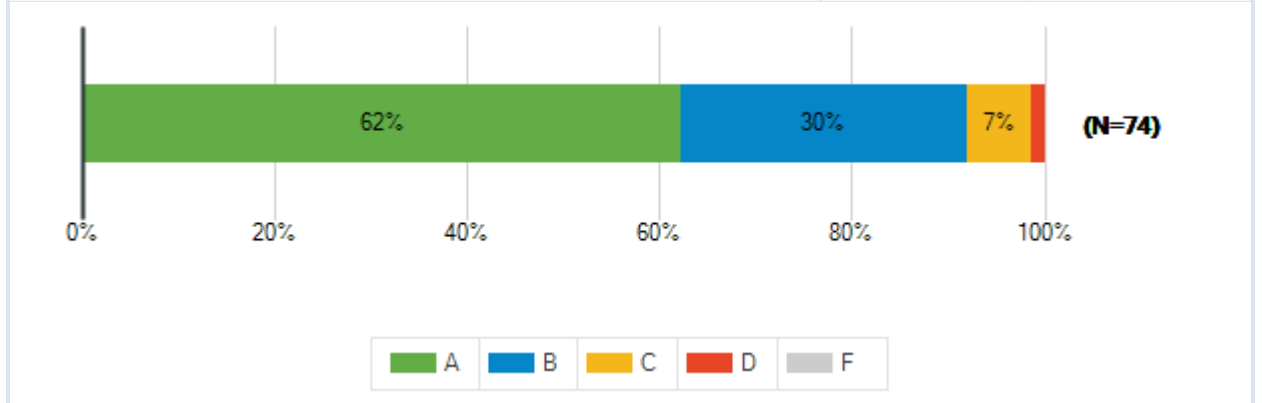
Lamar Consolidated ISD
November 30 - December 20, 2020



Lamar Consolidated ISD
2020-2021 Campus Climate Survey

Students receive grades of A, B, C, D or F to report the quality of their work. What grade would you give the overall quality of your school? On this scale, A represents outstanding, C is average and F is failing.

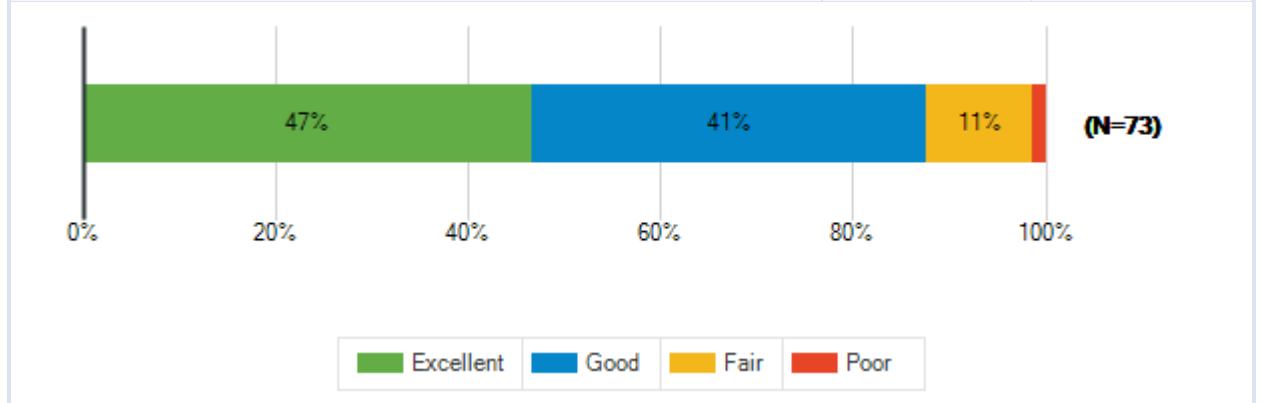
| Responses | Count | % |
|------------------------|-----------|-----|
| A | 46 | 62% |
| B | 22 | 30% |
| C | 5 | 7% |
| D | 1 | 1% |
| F | 0 | 0% |
| Total Responses | 74 | |



Lamar Consolidated ISD
2020-2021 Campus Climate Survey

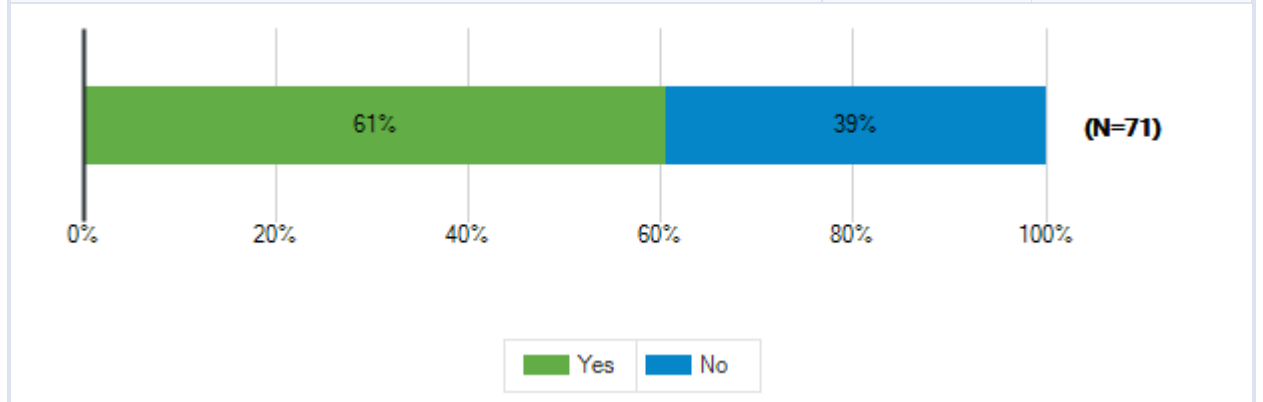
Overall, how would you rate how Lamar CISD handled the COVID-19 pandemic for the 2020-2021 school year?

| Responses | Count | % |
|------------------------|-----------|-----|
| Excellent | 34 | 47% |
| Good | 30 | 41% |
| Fair | 8 | 11% |
| Poor | 1 | 1% |
| Total Responses | 73 | |



Have you participated in virtual learning during the 2020-2021 school year?

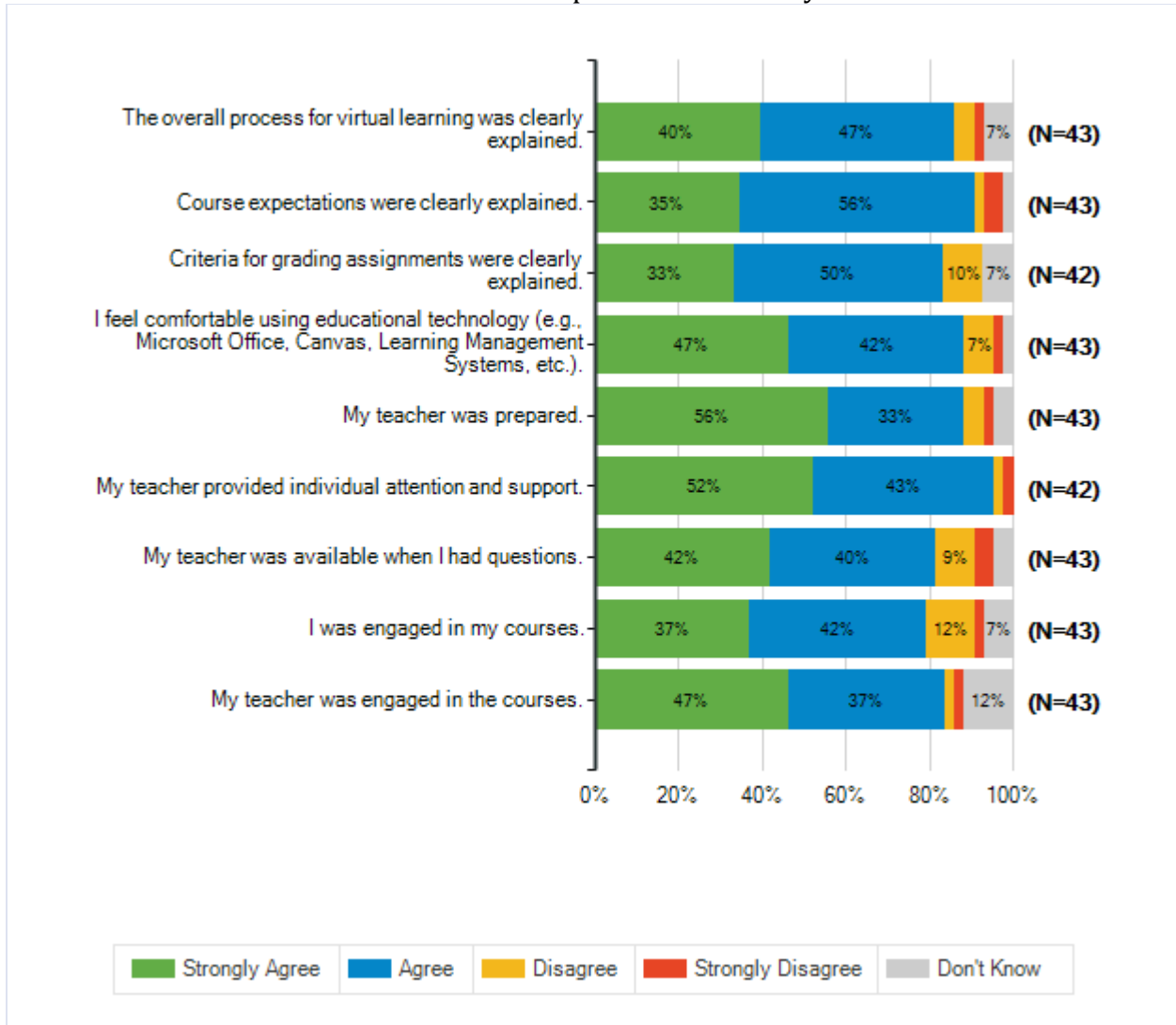
| Responses | Count | % |
|------------------------|-----------|-----|
| Yes | 43 | 61% |
| No | 28 | 39% |
| Total Responses | 71 | |



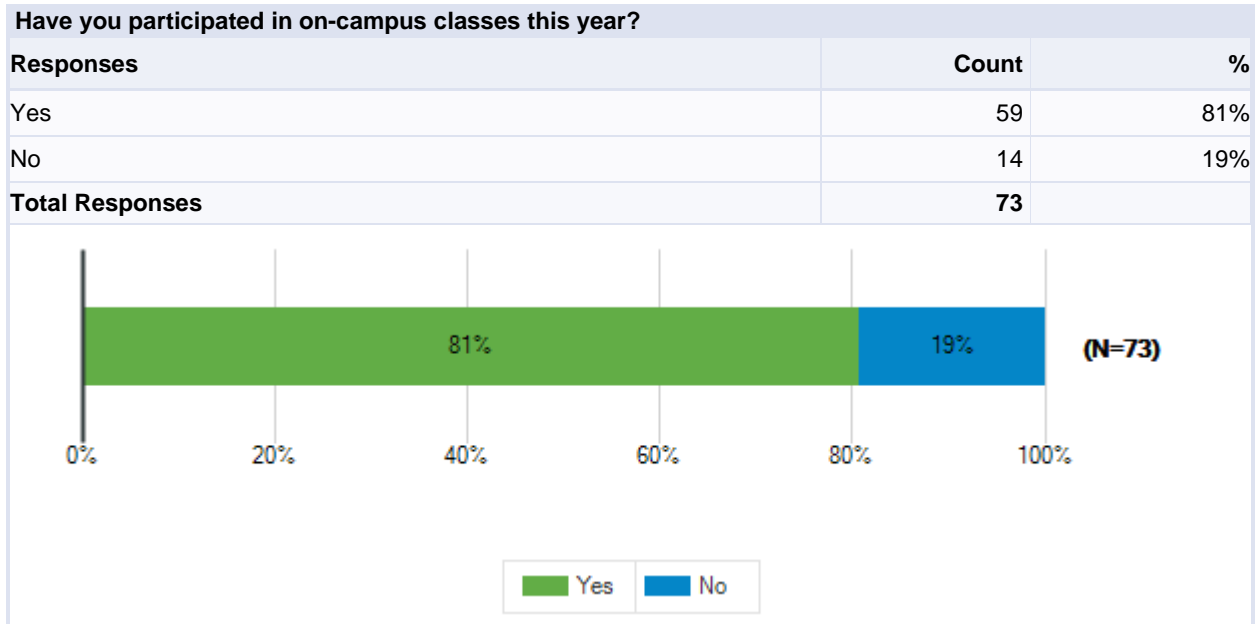
Lamar Consolidated ISD
2020-2021 Campus Climate Survey

| Overall Preparation for Virtual Learning | | | | | | | |
|---|---|-----------------------|--------------|-----------------|--------------------------|-------------------|------------------------|
| How strongly do you agree or disagree with the following statements? | | | | | | | |
| | | Strongly Agree | Agree | Disagree | Strongly Disagree | Don't Know | Total Responses |
| | The overall process for virtual | 17 | 20 | 2 | 1 | 3 | |
| (a) | learning was clearly explained. | 40% | 47% | 5% | 2% | 7% | 43 |
| | Course expectations were | 15 | 24 | 1 | 2 | 1 | |
| (b) | clearly explained. | 35% | 56% | 2% | 5% | 2% | 43 |
| | Criteria for grading | 14 | 21 | 4 | 0 | 3 | |
| (c) | assignments were clearly explained. | 33% | 50% | 10% | 0% | 7% | 42 |
| | I feel comfortable using | 20 | 18 | 3 | 1 | 1 | |
| (d) | educational technology (e.g., Microsoft Office, Canvas, Learning Management Systems, etc.). | 47% | 42% | 7% | 2% | 2% | 43 |
| | My teacher was prepared. | 24 | 14 | 2 | 1 | 2 | |
| (e) | | 56% | 33% | 5% | 2% | 5% | 43 |
| | My teacher provided | 22 | 18 | 1 | 1 | 0 | |
| (f) | individual attention and support. | 52% | 43% | 2% | 2% | 0% | 42 |
| | My teacher was available | 18 | 17 | 4 | 2 | 2 | |
| (g) | when I had questions. | 42% | 40% | 9% | 5% | 5% | 43 |
| | I was engaged in my courses. | 16 | 18 | 5 | 1 | 3 | |
| (h) | | 37% | 42% | 12% | 2% | 7% | 43 |
| | My teacher was engaged in | 20 | 16 | 1 | 1 | 5 | |
| (i) | the courses. | 47% | 37% | 2% | 2% | 12% | 43 |

Lamar Consolidated ISD
2020-2021 Campus Climate Survey

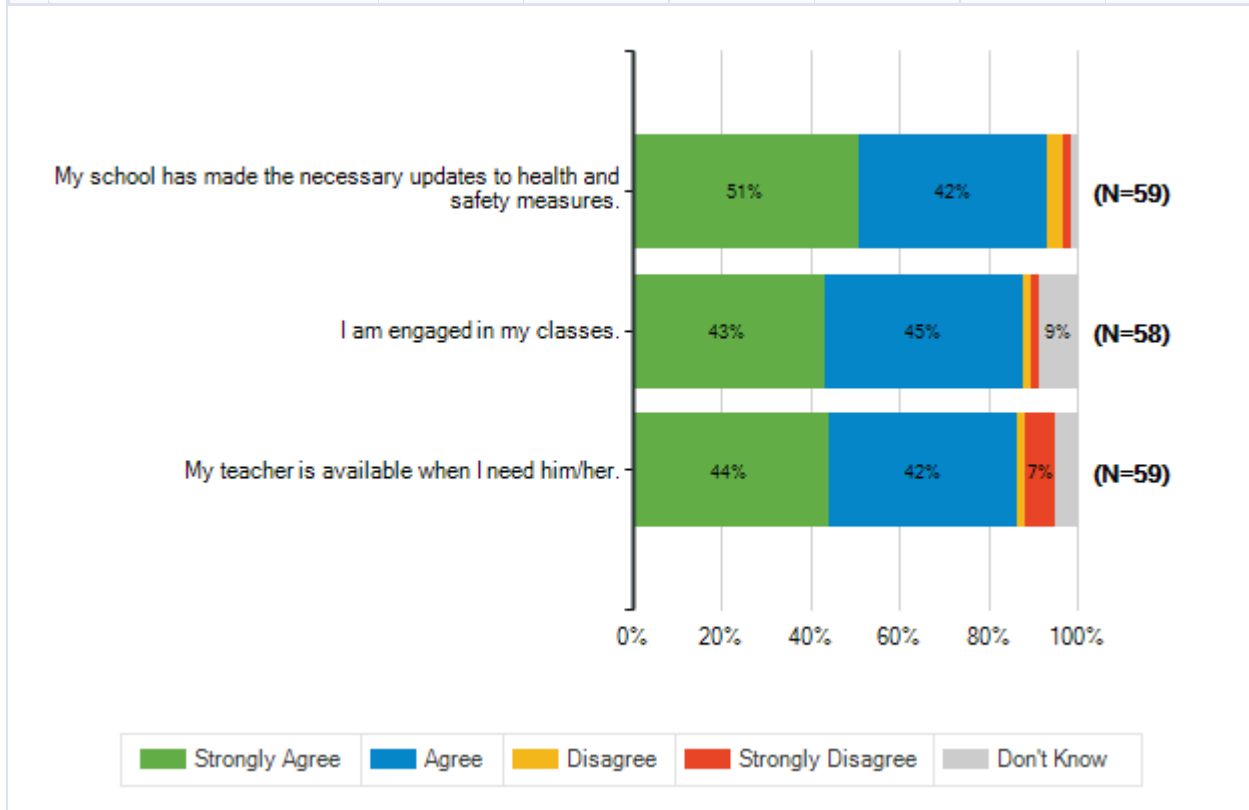


Lamar Consolidated ISD
2020-2021 Campus Climate Survey



Lamar Consolidated ISD
2020-2021 Campus Climate Survey

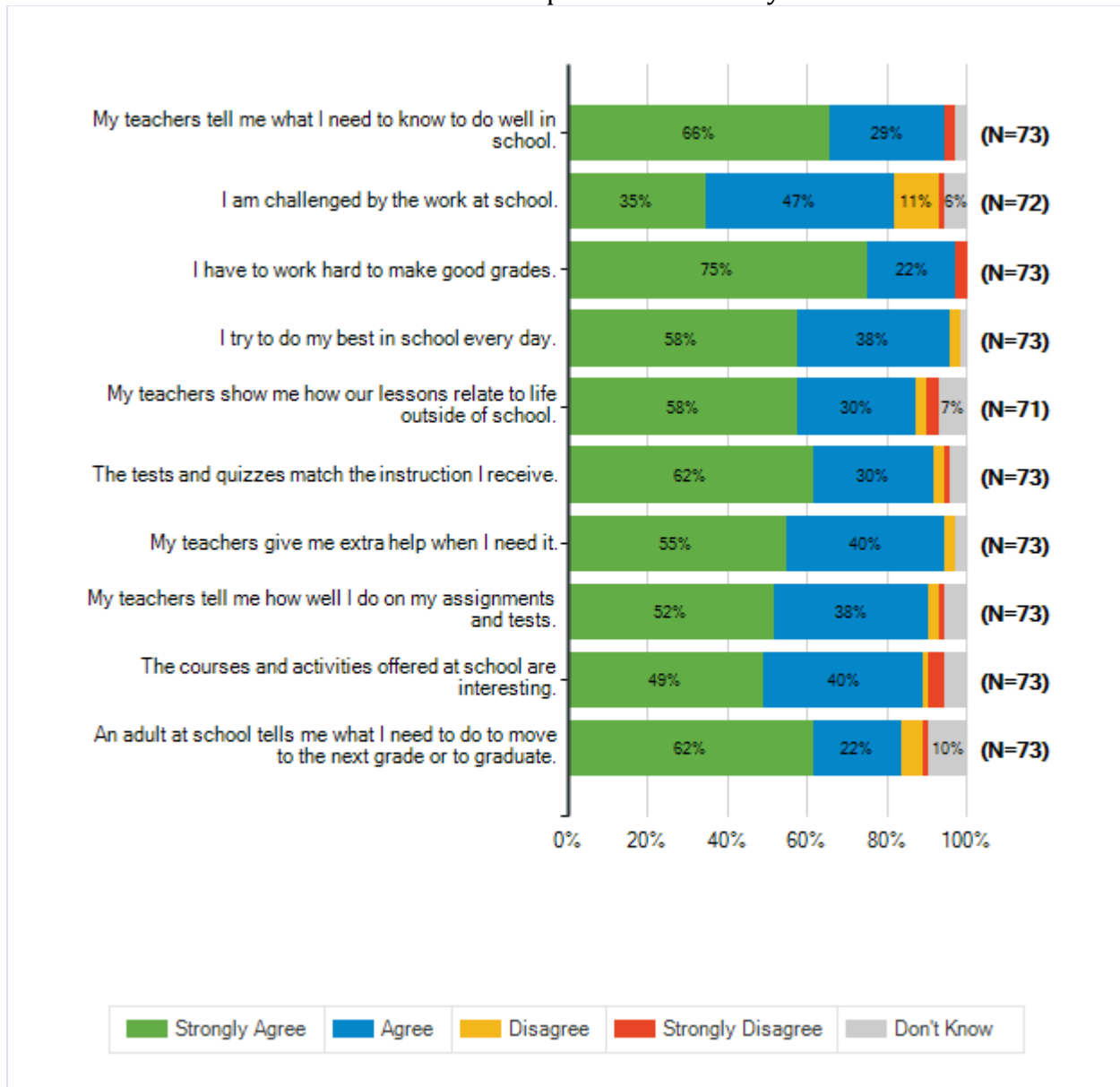
| Overall Preparation for On-Campus Classes | | | | | | |
|---|----------------|-----------|----------|-------------------|------------|-----------------|
| How strongly do you agree or disagree with the following statements? | | | | | | |
| | Strongly Agree | Agree | Disagree | Strongly Disagree | Don't Know | Total Responses |
| (a) My school has made the necessary updates to health and safety measures. | 30 51% | 25 42% | 2 3% | 1 2% | 1 2% | 59 |
| (b) I am engaged in my classes. | 25 43% | 26 45% | 1 2% | 1 2% | 5 9% | 58 |
| (c) My teacher is available when I need him/her. | 26 44% | 25 42% | 1 2% | 4 7% | 3 5% | 59 |



Lamar Consolidated ISD
2020-2021 Campus Climate Survey

| How strongly do you agree or disagree with each of the following statements? | | | | | | | |
|--|---|----------------|-------|----------|-------------------|------------|-----------------|
| | | Strongly Agree | Agree | Disagree | Strongly Disagree | Don't Know | Total Responses |
| | My teachers tell me what I | 48 | 21 | 0 | 2 | 2 | |
| (a) | need to know to do well in school. | 66% | 29% | 0% | 3% | 3% | 73 |
| | I am challenged by the work | 25 | 34 | 8 | 1 | 4 | |
| (b) | at school. | 35% | 47% | 11% | 1% | 6% | 72 |
| | I have to work hard to make | 55 | 16 | 0 | 2 | 0 | |
| (c) | good grades. | 75% | 22% | 0% | 3% | 0% | 73 |
| | I try to do my best in school | 42 | 28 | 2 | 0 | 1 | |
| (d) | every day. | 58% | 38% | 3% | 0% | 1% | 73 |
| | My teachers show me how | 41 | 21 | 2 | 2 | 5 | |
| (e) | our lessons relate to life outside of school. | 58% | 30% | 3% | 3% | 7% | 71 |
| | The tests and quizzes match | 45 | 22 | 2 | 1 | 3 | |
| (f) | the instruction I receive. | 62% | 30% | 3% | 1% | 4% | 73 |
| | My teachers give me extra | 40 | 29 | 2 | 0 | 2 | |
| (g) | help when I need it. | 55% | 40% | 3% | 0% | 3% | 73 |
| | My teachers tell me how well | 38 | 28 | 2 | 1 | 4 | |
| (h) | I do on my assignments and tests. | 52% | 38% | 3% | 1% | 5% | 73 |
| | The courses and activities | 36 | 29 | 1 | 3 | 4 | |
| (i) | offered at school are interesting. | 49% | 40% | 1% | 4% | 5% | 73 |
| | An adult at school tells me | 45 | 16 | 4 | 1 | 7 | |
| (j) | what I need to do to move to the next grade or to graduate. | 62% | 22% | 5% | 1% | 10% | 73 |

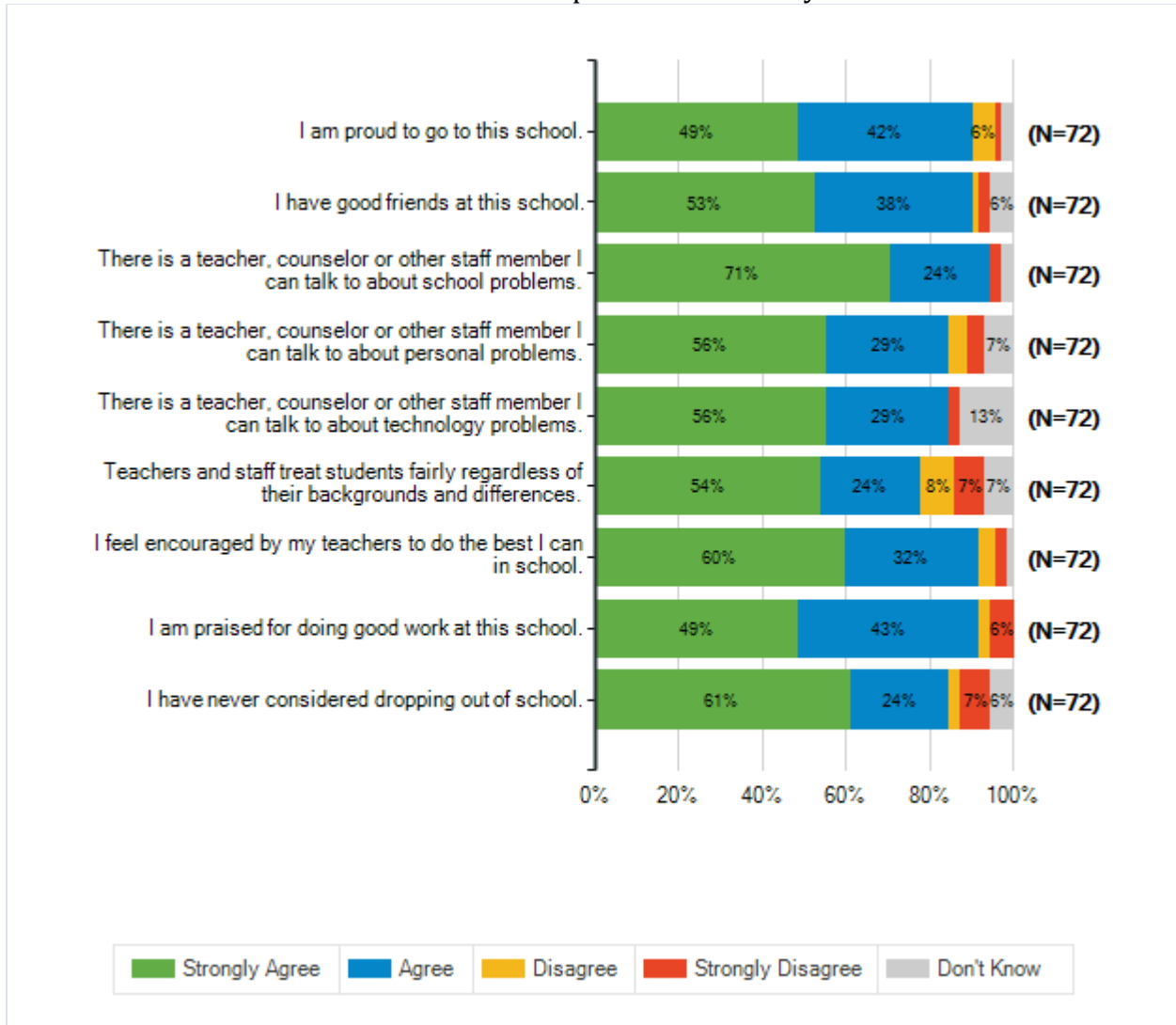
Lamar Consolidated ISD
2020-2021 Campus Climate Survey



Lamar Consolidated ISD
2020-2021 Campus Climate Survey

| How strongly do you agree or disagree with each of the following statements? | | | | | | | |
|--|--|----------------|-------|----------|-------------------|------------|-----------------|
| | | Strongly Agree | Agree | Disagree | Strongly Disagree | Don't Know | Total Responses |
| (a) | I am proud to go to this school. | 35 | 30 | 4 | 1 | 2 | 72 |
| | | 49% | 42% | 6% | 1% | 3% | |
| (b) | I have good friends at this school. | 38 | 27 | 1 | 2 | 4 | 72 |
| | | 53% | 38% | 1% | 3% | 6% | |
| (c) | There is a teacher, counselor or other staff member I can talk to about school problems. | 51 | 17 | 0 | 2 | 2 | 72 |
| | | 71% | 24% | 0% | 3% | 3% | |
| (d) | There is a teacher, counselor or other staff member I can talk to about personal problems. | 40 | 21 | 3 | 3 | 5 | 72 |
| | | 56% | 29% | 4% | 4% | 7% | |
| (e) | There is a teacher, counselor or other staff member I can talk to about technology problems. | 40 | 21 | 0 | 2 | 9 | 72 |
| | | 56% | 29% | 0% | 3% | 13% | |
| (f) | Teachers and staff treat students fairly regardless of their backgrounds and differences. | 39 | 17 | 6 | 5 | 5 | 72 |
| | | 54% | 24% | 8% | 7% | 7% | |
| (g) | I feel encouraged by my teachers to do the best I can in school. | 43 | 23 | 3 | 2 | 1 | 72 |
| | | 60% | 32% | 4% | 3% | 1% | |
| (h) | I am praised for doing good work at this school. | 35 | 31 | 2 | 4 | 0 | 72 |
| | | 49% | 43% | 3% | 6% | 0% | |
| (i) | I have never considered dropping out of school. | 44 | 17 | 2 | 5 | 4 | 72 |
| | | 61% | 24% | 3% | 7% | 6% | |

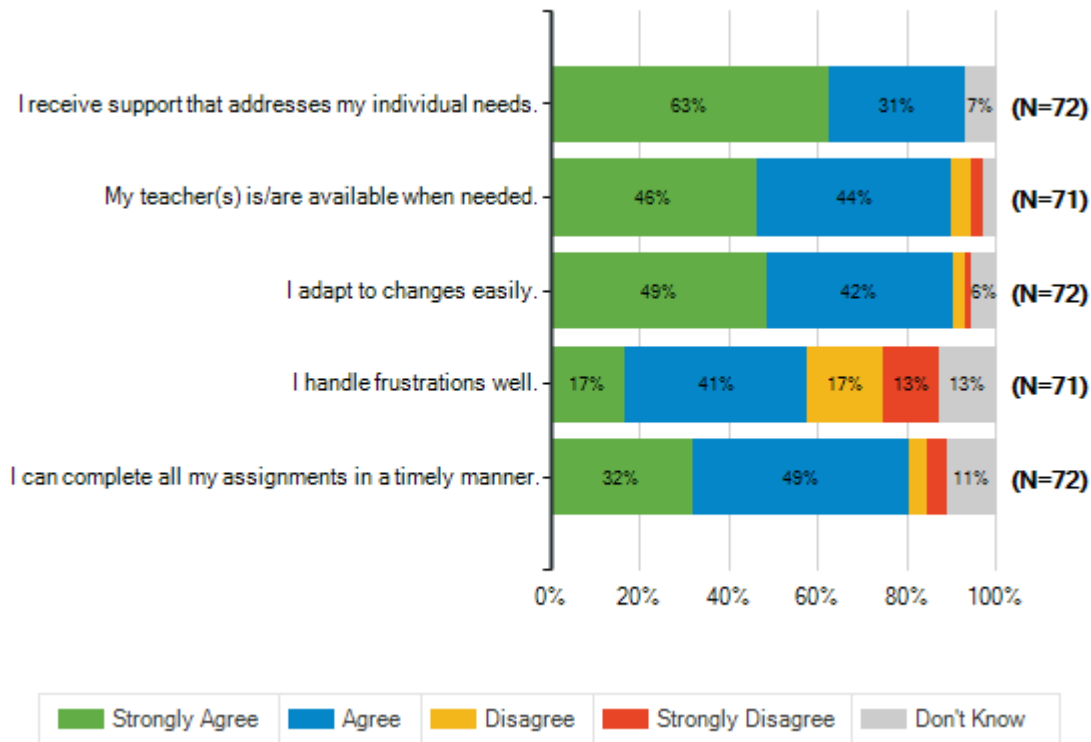
Lamar Consolidated ISD
2020-2021 Campus Climate Survey



Lamar Consolidated ISD
2020-2021 Campus Climate Survey

How strongly do you agree or disagree with each of the following statements?

| | Strongly Agree | Agree | Disagree | Strongly Disagree | Don't Know | Total Responses |
|---|----------------|-----------|-----------|-------------------|------------|-----------------|
| (a) I receive support that addresses my individual needs. | 45 63% | 22 31% | 0 0% | 0 0% | 5 7% | 72 |
| (b) My teacher(s) is/are available when needed. | 33 46% | 31 44% | 3 4% | 2 3% | 2 3% | 71 |
| (c) I adapt to changes easily. | 35 49% | 30 42% | 2 3% | 1 1% | 4 6% | 72 |
| (d) I handle frustrations well. | 12 17% | 29 41% | 12 17% | 9 13% | 9 13% | 71 |
| (e) I can complete all my assignments in a timely manner. | 23 32% | 35 49% | 3 4% | 3 4% | 8 11% | 72 |



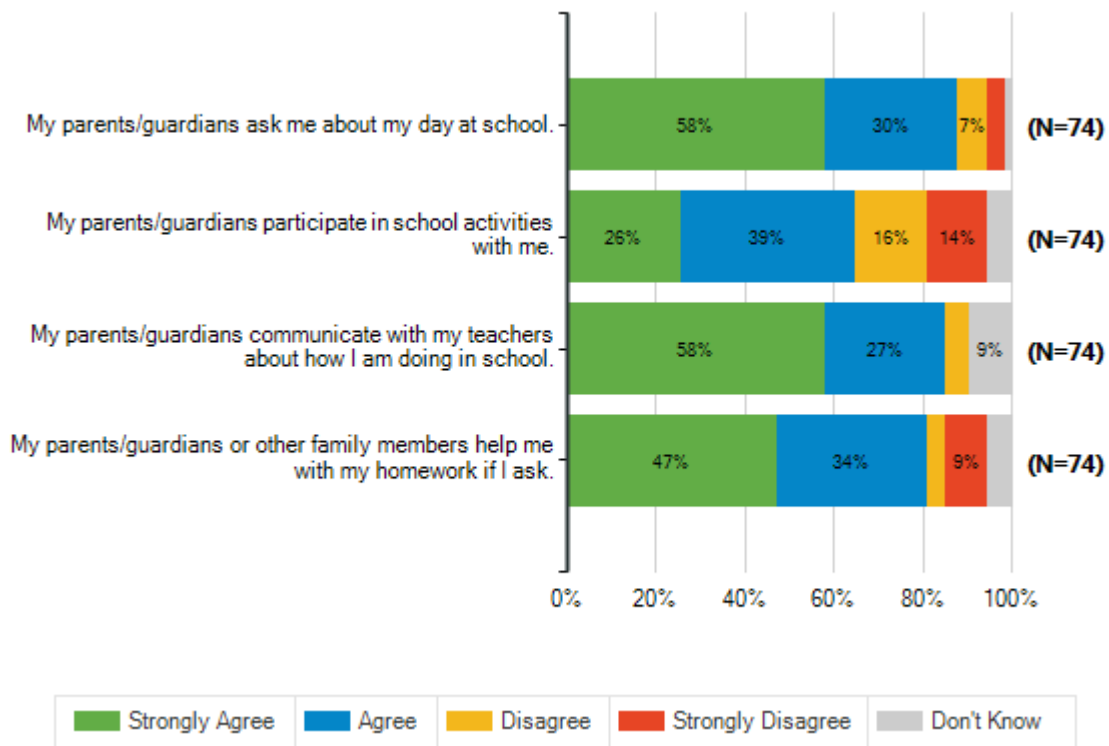
Lamar Consolidated ISD
2020-2021 Campus Climate Survey

| How strongly do you agree or disagree with each of the following statements? | | | | | | | |
|--|---|----------------|-------|----------|-------------------|------------|-----------------|
| | | Strongly Agree | Agree | Disagree | Strongly Disagree | Don't Know | Total Responses |
| | A principal, teacher, guidance counselor, or college & career facilitator has given me advice on how to apply for scholarships. | 0 | 0 | 0 | 0 | 0 | 0 |
| (a) | A principal, teacher, guidance counselor, or college & career facilitator has given me advice on how to get into college or workforce development programs. | 0% | 0% | 0% | 0% | 0% | 0 |
| (b) | A principal, teacher, guidance counselor, or college & career facilitator has explored post-high school career and education paths with me. | 0 | 0 | 0 | 0 | 0 | 0 |
| (c) | | 0% | 0% | 0% | 0% | 0% | 0 |
| There were no responses to this question. | | | | | | | |

Lamar Consolidated ISD
2020-2021 Campus Climate Survey

How strongly do you agree or disagree with each of the following statements?

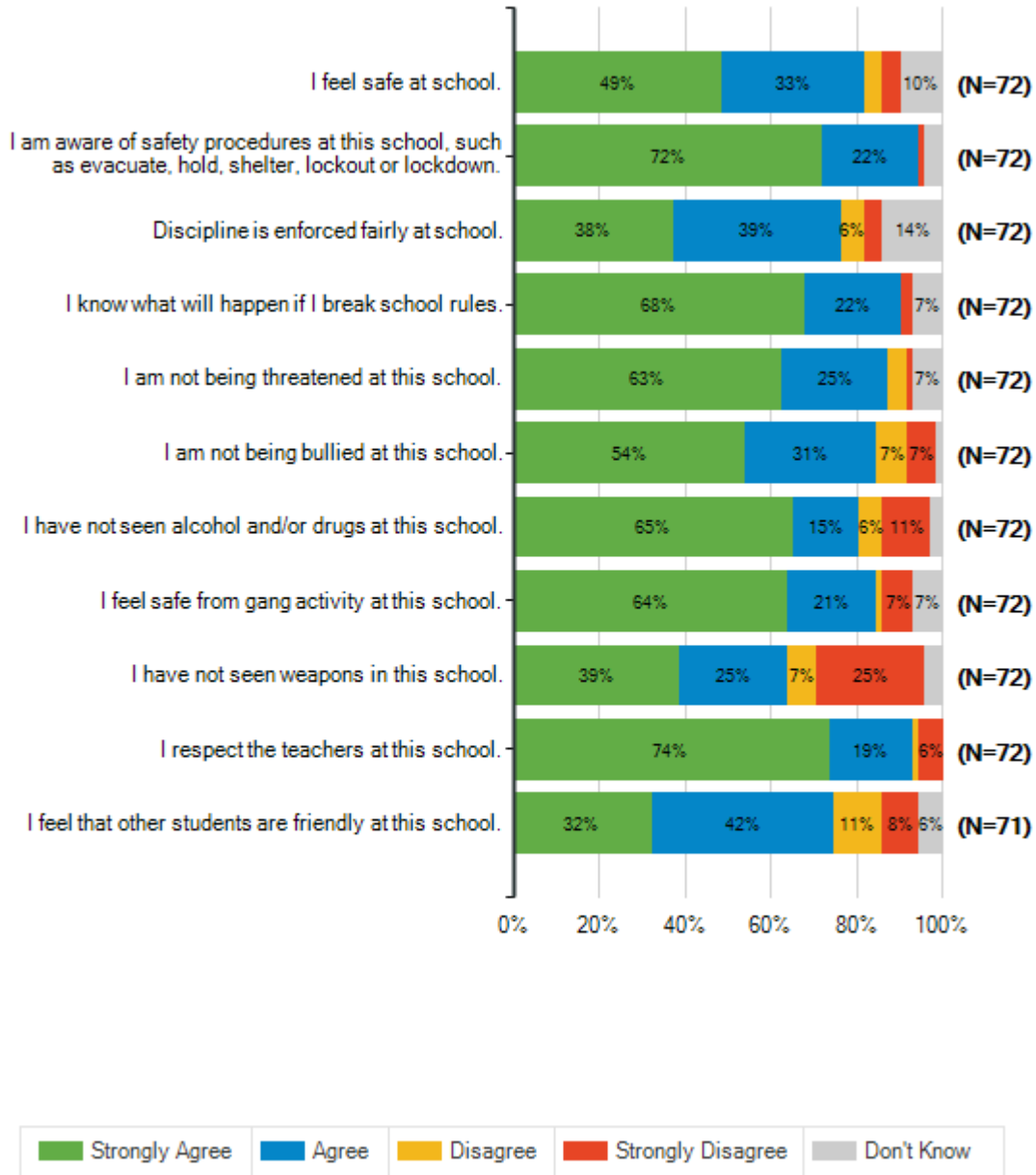
| | | Strongly Agree | Agree | Disagree | Strongly Disagree | Don't Know | Total Responses |
|-----|---|----------------|-----------|-----------|-------------------|------------|-----------------|
| (a) | My parents/guardians ask me about my day at school. | 43 58% | 22 30% | 5 7% | 3 4% | 1 1% | 74 |
| (b) | My parents/guardians participate in school activities with me. | 19 26% | 29 39% | 12 16% | 10 14% | 4 5% | 74 |
| (c) | My parents/guardians communicate with my teachers about how I am doing in school. | 43 58% | 20 27% | 4 5% | 0 0% | 7 9% | 74 |
| (d) | My parents/guardians or other family members help me with my homework if I ask. | 35 47% | 25 34% | 3 4% | 7 9% | 4 5% | 74 |



Lamar Consolidated ISD
2020-2021 Campus Climate Survey

| How strongly do you agree or disagree with each of the following statements? | | | | | | | |
|--|---|----------------|-------|----------|-------------------|------------|-----------------|
| | | Strongly Agree | Agree | Disagree | Strongly Disagree | Don't Know | Total Responses |
| | | 35 | 24 | 3 | 3 | 7 | |
| (a) | I feel safe at school. | 49% | 33% | 4% | 4% | 10% | 72 |
| | | 52 | 16 | 0 | 1 | 3 | |
| (b) | I am aware of safety procedures at this school, such as evacuate, hold, shelter, lockout or lockdown. | 72% | 22% | 0% | 1% | 4% | 72 |
| | | 27 | 28 | 4 | 3 | 10 | |
| (c) | Discipline is enforced fairly at school. | 38% | 39% | 6% | 4% | 14% | 72 |
| | | 49 | 16 | 0 | 2 | 5 | |
| (d) | I know what will happen if I break school rules. | 68% | 22% | 0% | 3% | 7% | 72 |
| | | 45 | 18 | 3 | 1 | 5 | |
| (e) | I am not being threatened at this school. | 63% | 25% | 4% | 1% | 7% | 72 |
| | | 39 | 22 | 5 | 5 | 1 | |
| (f) | I am not being bullied at this school. | 54% | 31% | 7% | 7% | 1% | 72 |
| | | 47 | 11 | 4 | 8 | 2 | |
| (g) | I have not seen alcohol and/or drugs at this school. | 65% | 15% | 6% | 11% | 3% | 72 |
| | | 46 | 15 | 1 | 5 | 5 | |
| (h) | I feel safe from gang activity at this school. | 64% | 21% | 1% | 7% | 7% | 72 |
| | | 28 | 18 | 5 | 18 | 3 | |
| (i) | I have not seen weapons in this school. | 39% | 25% | 7% | 25% | 4% | 72 |
| | | 53 | 14 | 1 | 4 | 0 | |
| (j) | I respect the teachers at this school. | 74% | 19% | 1% | 6% | 0% | 72 |
| | | 23 | 30 | 8 | 6 | 4 | |
| (k) | I feel that other students are friendly at this school. | 32% | 42% | 11% | 8% | 6% | 71 |

Lamar Consolidated ISD
2020-2021 Campus Climate Survey

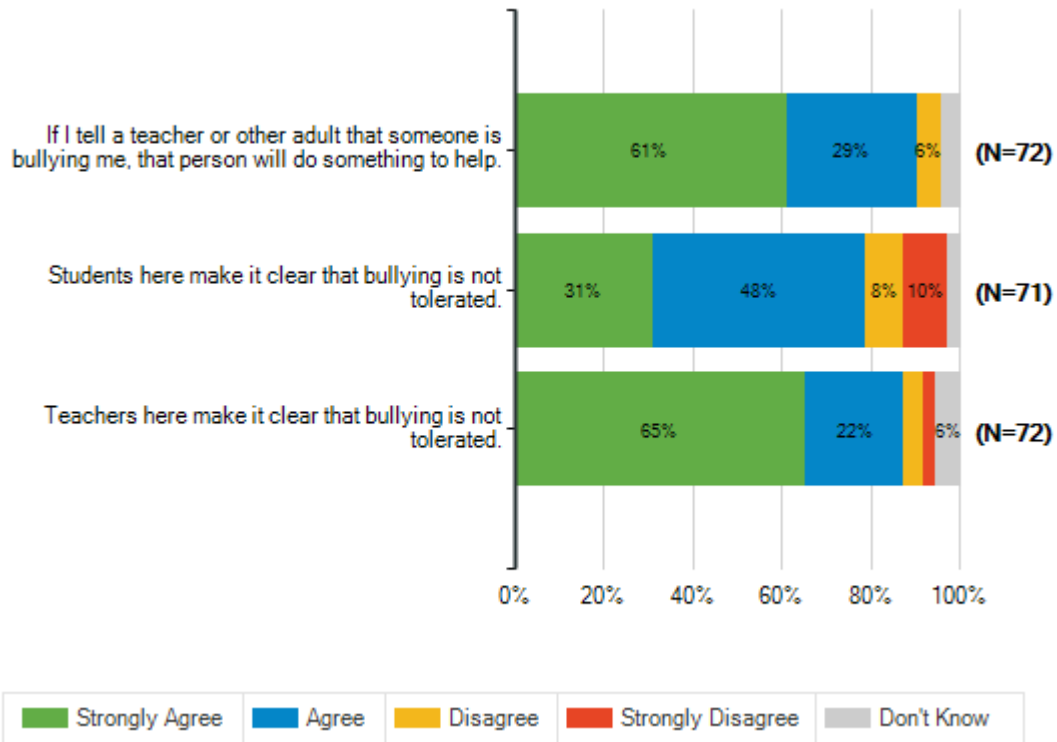


Lamar Consolidated ISD
2020-2021 Campus Climate Survey

Bullying

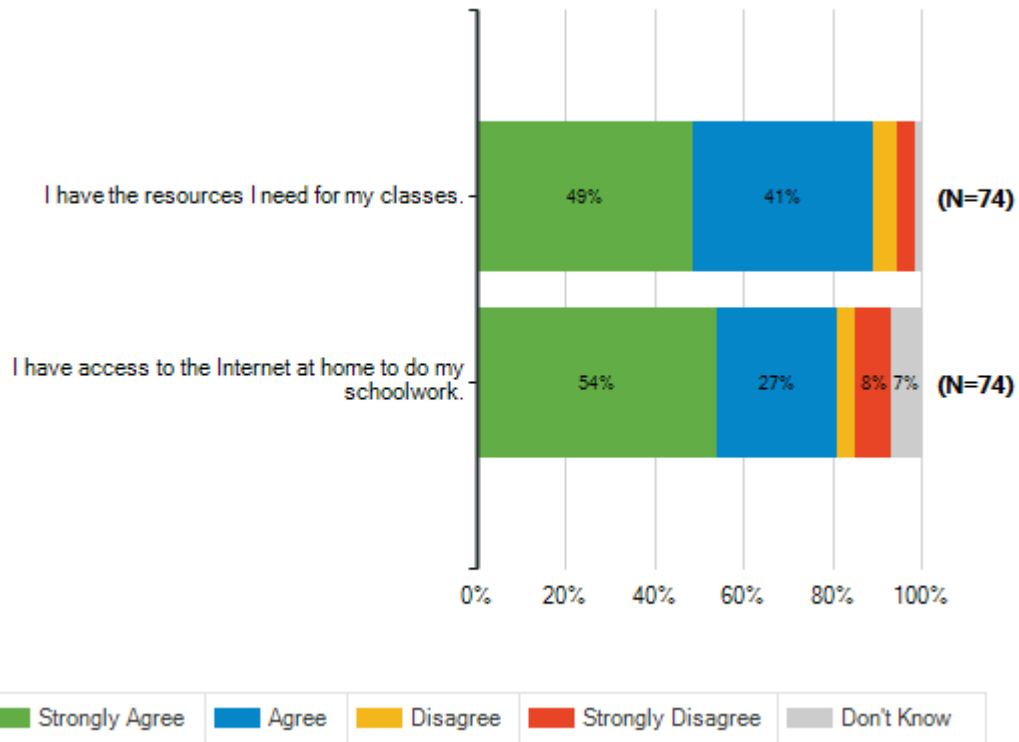
How strongly do you agree or disagree with each of the following statements?

| | | Strongly Agree | Agree | Disagree | Strongly Disagree | Don't Know | Total Responses |
|-----|--|----------------|-----------|----------|-------------------|------------|-----------------|
| (a) | If I tell a teacher or other adult that someone is bullying me, that person will do something to help. | 44 61% | 21 29% | 4 6% | 0 0% | 3 4% | 72 |
| (b) | Students here make it clear that bullying is not tolerated. | 22 31% | 34 48% | 6 8% | 7 10% | 2 3% | 71 |
| (c) | Teachers here make it clear that bullying is not tolerated. | 47 65% | 16 22% | 3 4% | 2 3% | 4 6% | 72 |



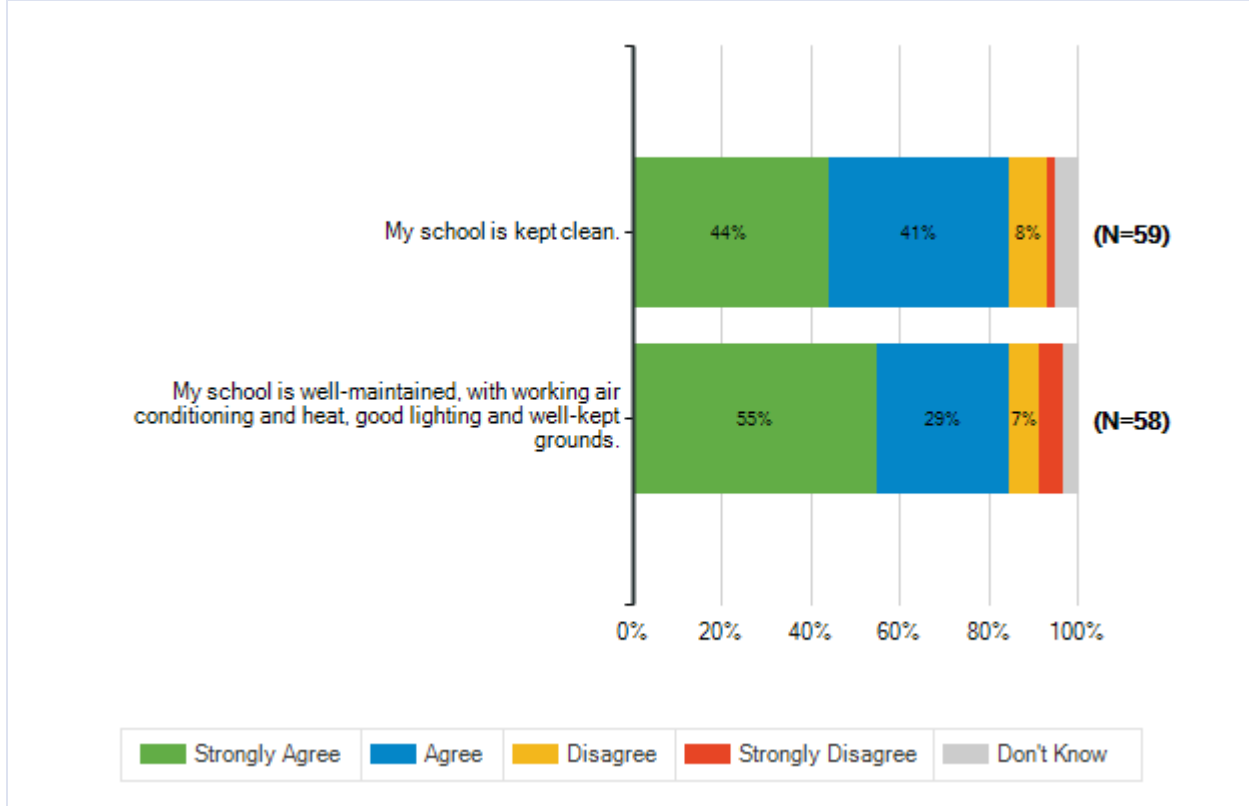
Lamar Consolidated ISD
2020-2021 Campus Climate Survey

| How strongly do you agree or disagree with each of the following statements? | | | | | | | |
|--|--|----------------|-------|----------|-------------------|------------|-----------------|
| | | Strongly Agree | Agree | Disagree | Strongly Disagree | Don't Know | Total Responses |
| (a) | I have the resources I need for my classes. | 36 | 30 | 4 | 3 | 1 | 74 |
| (b) | I have access to the Internet at home to do my schoolwork. | 40 | 20 | 3 | 6 | 5 | 74 |

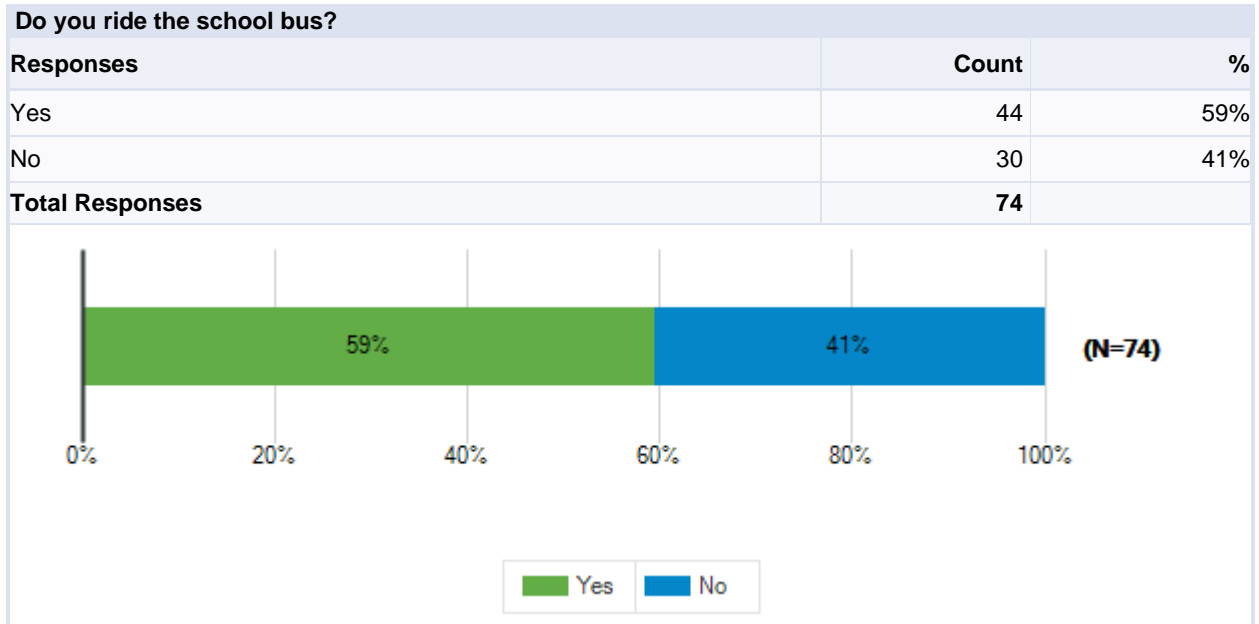


Lamar Consolidated ISD
2020-2021 Campus Climate Survey

| How strongly do you agree or disagree with each of the following statements? | | | | | | | |
|--|--|----------------|-------|----------|-------------------|------------|-----------------|
| | | Strongly Agree | Agree | Disagree | Strongly Disagree | Don't Know | Total Responses |
| (a) | My school is kept clean. | 26 | 24 | 5 | 1 | 3 | 59 |
| (b) | My school is well-maintained, with working air conditioning and heat, good lighting and well-kept grounds. | 32 | 17 | 4 | 3 | 2 | 58 |

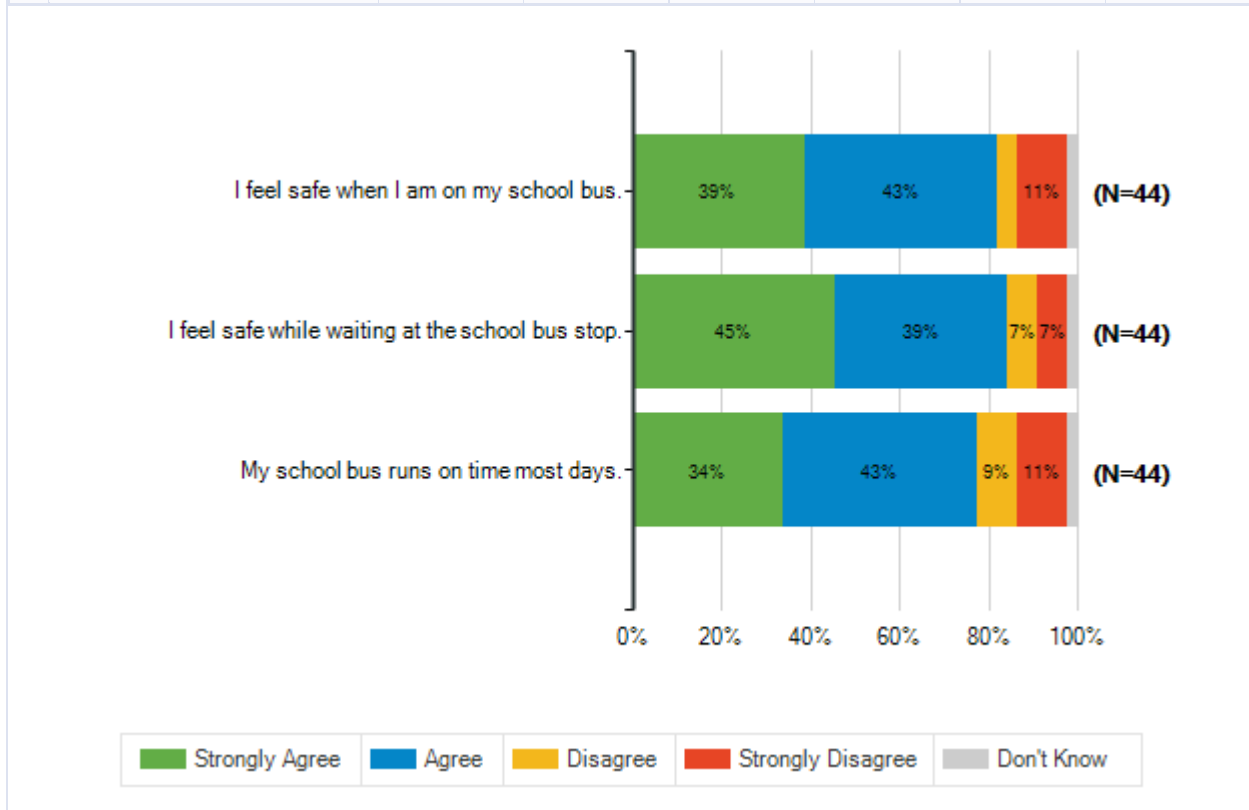


Lamar Consolidated ISD
2020-2021 Campus Climate Survey



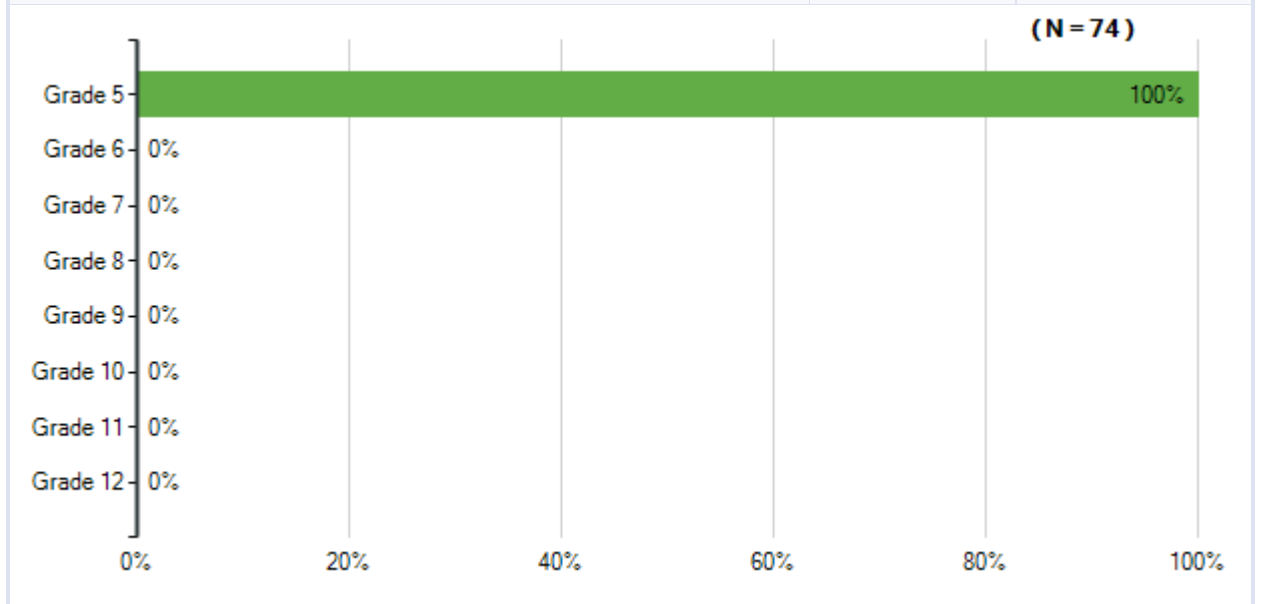
Lamar Consolidated ISD
2020-2021 Campus Climate Survey

| How strongly do you agree or disagree with each of the following statements? | | | | | | | |
|--|---|----------------|-------|----------|-------------------|------------|-----------------|
| | | Strongly Agree | Agree | Disagree | Strongly Disagree | Don't Know | Total Responses |
| (a) | I feel safe when I am on my school bus. | 17 | 19 | 2 | 5 | 1 | 44 |
| | | 39% | 43% | 5% | 11% | 2% | |
| (b) | I feel safe while waiting at the school bus stop. | 20 | 17 | 3 | 3 | 1 | 44 |
| | | 45% | 39% | 7% | 7% | 2% | |
| (c) | My school bus runs on time most days. | 15 | 19 | 4 | 5 | 1 | 44 |
| | | 34% | 43% | 9% | 11% | 2% | |

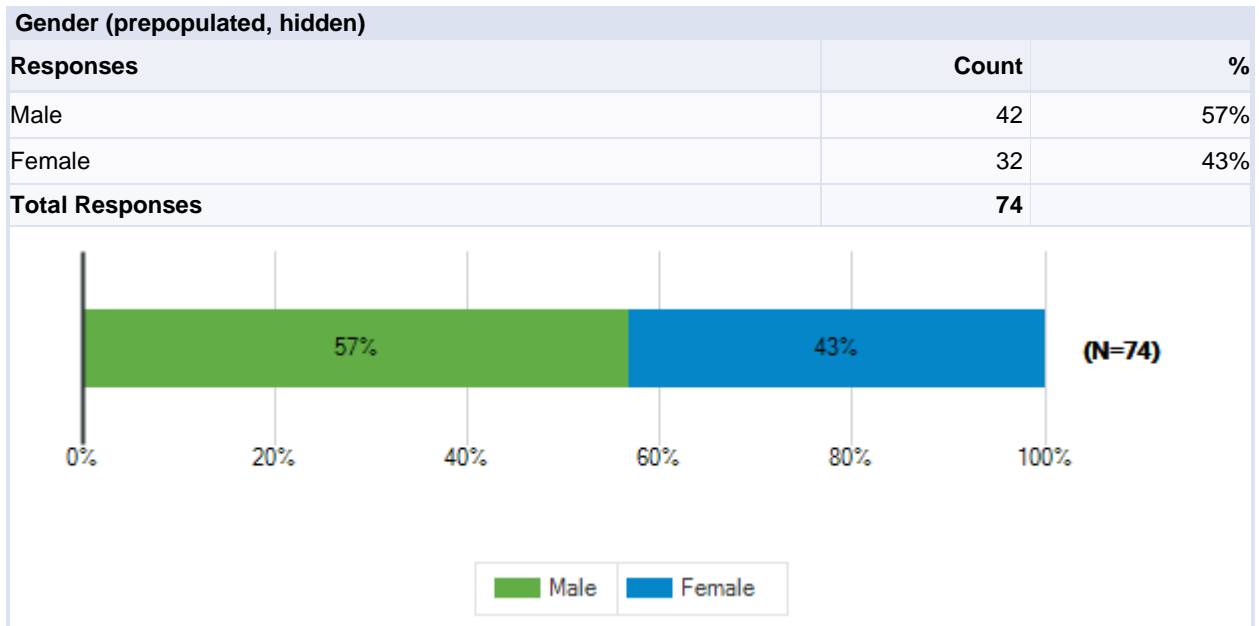


Lamar Consolidated ISD
2020-2021 Campus Climate Survey

| Grade Level (prepopulated, hidden) | | |
|------------------------------------|-----------|------|
| Responses | Count | % |
| Grade 5 | 74 | 100% |
| Grade 6 | 0 | 0% |
| Grade 7 | 0 | 0% |
| Grade 8 | 0 | 0% |
| Grade 9 | 0 | 0% |
| Grade 10 | 0 | 0% |
| Grade 11 | 0 | 0% |
| Grade 12 | 0 | 0% |
| Total Responses | 74 | |

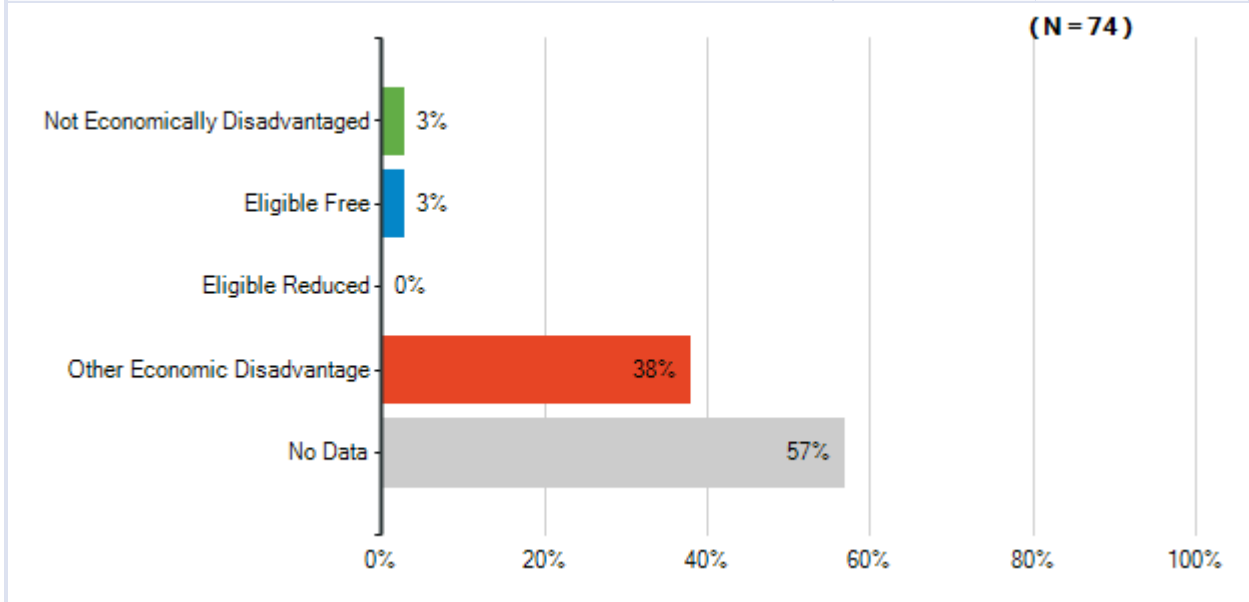


Lamar Consolidated ISD
2020-2021 Campus Climate Survey



Lamar Consolidated ISD
2020-2021 Campus Climate Survey

| Free or Reduced Price Meal Status (prepopulated, hidden) | | |
|--|-----------|-----|
| Responses | Count | % |
| Not Economically Disadvantaged | 2 | 3% |
| Eligible Free | 2 | 3% |
| Eligible Reduced | 0 | 0% |
| Other Economic Disadvantage | 28 | 38% |
| No Data | 42 | 57% |
| Total Responses | 74 | |



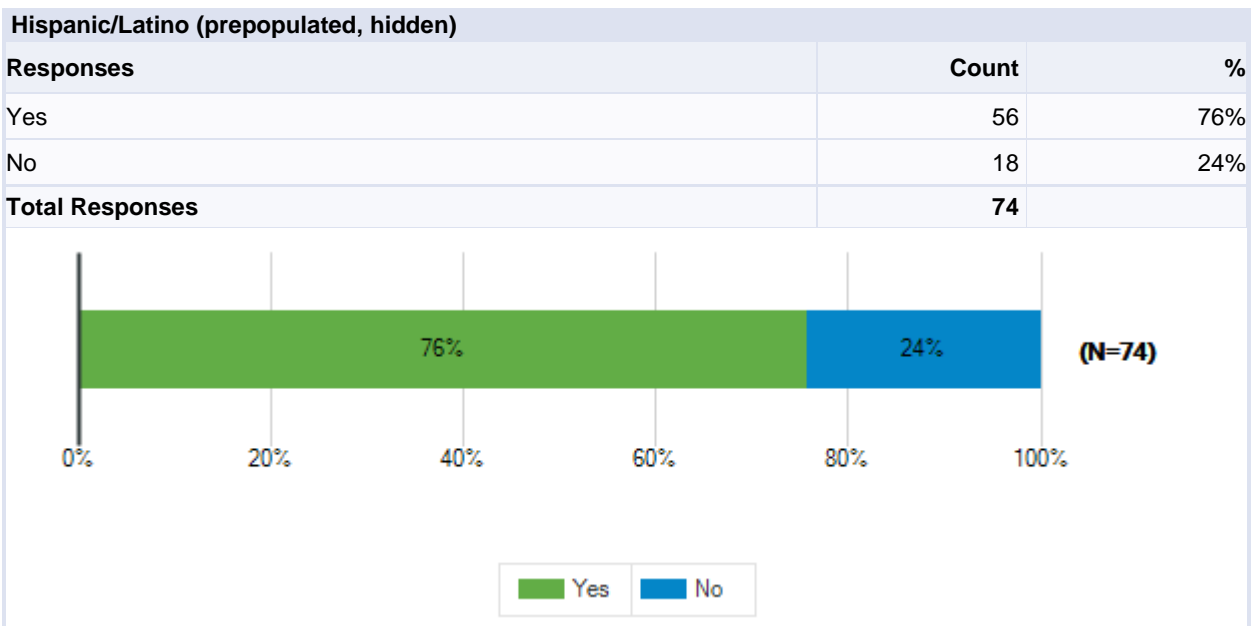
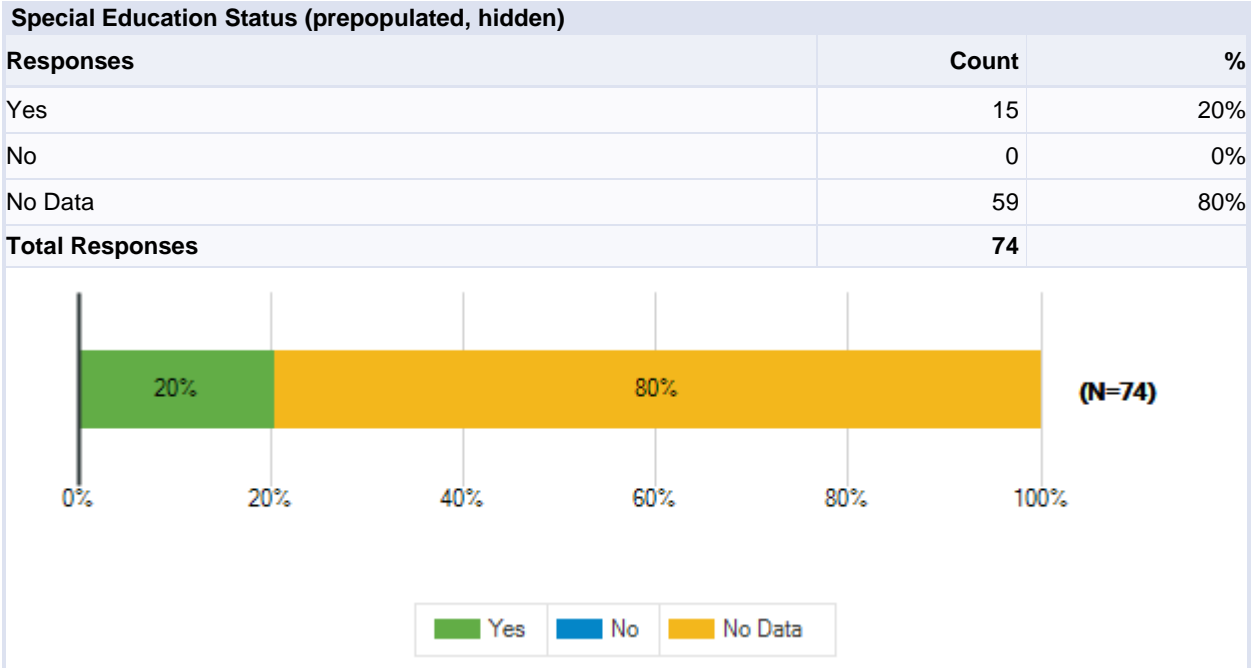
Lamar Consolidated ISD
2020-2021 Campus Climate Survey

| Language Spoken at Home (prepopulated, hidden) | | |
|--|-------|-----|
| Responses | Count | % |
| ENGLISH | 38 | 51% |
| SPANISH | 36 | 49% |
| YORUBA | 0 | 0% |
| CHAOCHOW/TEOCHIU | 0 | 0% |
| TAIWANESE/FORMOSAN/MIN NAN | 0 | 0% |
| VIETNAMESE | 0 | 0% |
| ARABIC | 0 | 0% |
| POLISH | 0 | 0% |
| MANDARIN | 0 | 0% |
| OTHER LANGUAGES | 0 | 0% |
| PORTUGUESE | 0 | 0% |
| FRENCH | 0 | 0% |
| CEBUANO | 0 | 0% |
| HINDI | 0 | 0% |
| PILIPINO | 0 | 0% |
| GUJARATI | 0 | 0% |
| MALAYALAM | 0 | 0% |
| LUGANDA | 0 | 0% |
| SWAHILI | 0 | 0% |
| GERMAN | 0 | 0% |
| THAI | 0 | 0% |
| FARSI | 0 | 0% |
| LINGALA | 0 | 0% |
| KOREAN | 0 | 0% |
| TURKISH | 0 | 0% |
| URDU | 0 | 0% |
| IBO/IGBO | 0 | 0% |
| TAMIL | 0 | 0% |
| CANTONESE | 0 | 0% |
| BOSNIAN | 0 | 0% |
| AMHARIC | 0 | 0% |
| BENGALI | 0 | 0% |
| INDONESIAN | 0 | 0% |
| AKAN | 0 | 0% |
| RUSSIAN | 0 | 0% |
| PASHTO | 0 | 0% |
| EFIK | 0 | 0% |
| CAMBODIAN | 0 | 0% |

Lamar Consolidated ISD
2020-2021 Campus Climate Survey

| | | |
|------------------------|-----------|----|
| PANJABI | 0 | 0% |
| JAPANESE | 0 | 0% |
| TIGRINYA | 0 | 0% |
| No Data | 0 | 0% |
| ETHIOPIA | 0 | 0% |
| SWEDISH | 0 | 0% |
| AFRIKAANS | 0 | 0% |
| HAINANESE | 0 | 0% |
| HAITIAN-CREOLE | 0 | 0% |
| ILONGGO | 0 | 0% |
| SINHALESE | 0 | 0% |
| TIBETAN | 0 | 0% |
| SERBIAN | 0 | 0% |
| CROW | 0 | 0% |
| KRIO | 0 | 0% |
| CZECH | 0 | 0% |
| Total Responses | 74 | |

Lamar Consolidated ISD
2020-2021 Campus Climate Survey



Lamar Consolidated ISD
2020-2021 Campus Climate Survey

| Race/Ethnicity (prepopulated, hidden) | | |
|---|-----------|-----|
| Responses | Count | % |
| White | 56 | 76% |
| Asian | 0 | 0% |
| American Indian or Alaskan Native | 7 | 9% |
| Black or African American | 10 | 14% |
| Native Hawaiian or Other Pacific Islander | 1 | 1% |
| Total Responses | 74 | |

