

Campus Climate Survey

2020-2021 Survey Results - Students

Ryon Middle School

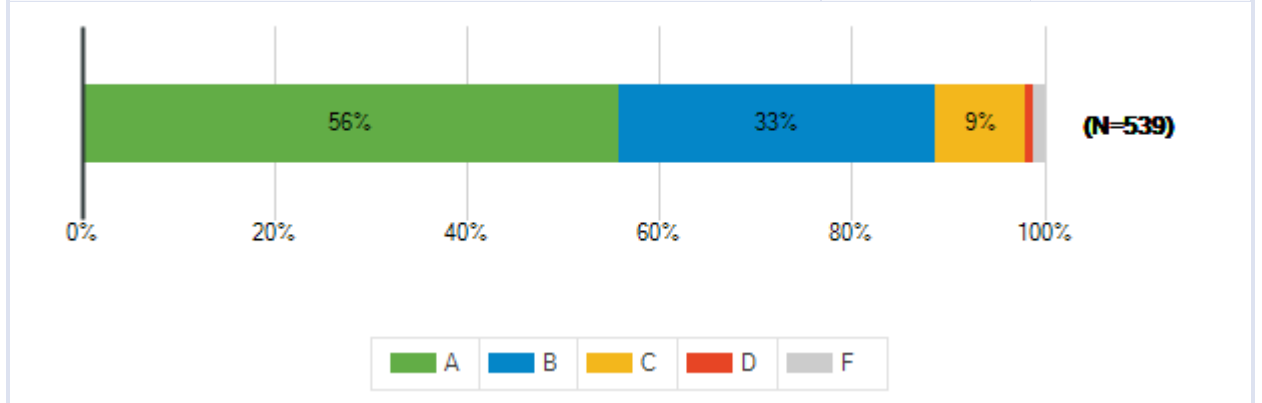
Lamar Consolidated ISD
November 30 - December 20, 2020



Lamar Consolidated ISD
2020-2021 Campus Climate Survey

Students receive grades of A, B, C, D or F to report the quality of their work. What grade would you give the overall quality of your school? On this scale, A represents outstanding, C is average and F is failing.

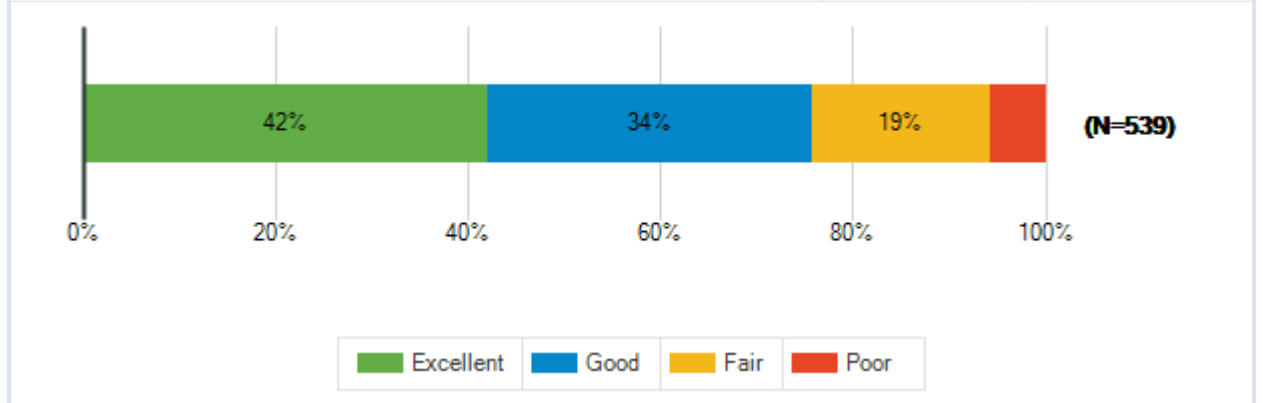
Responses	Count	%
A	300	56%
B	178	33%
C	50	9%
D	5	1%
F	6	1%
Total Responses	539	



Lamar Consolidated ISD
2020-2021 Campus Climate Survey

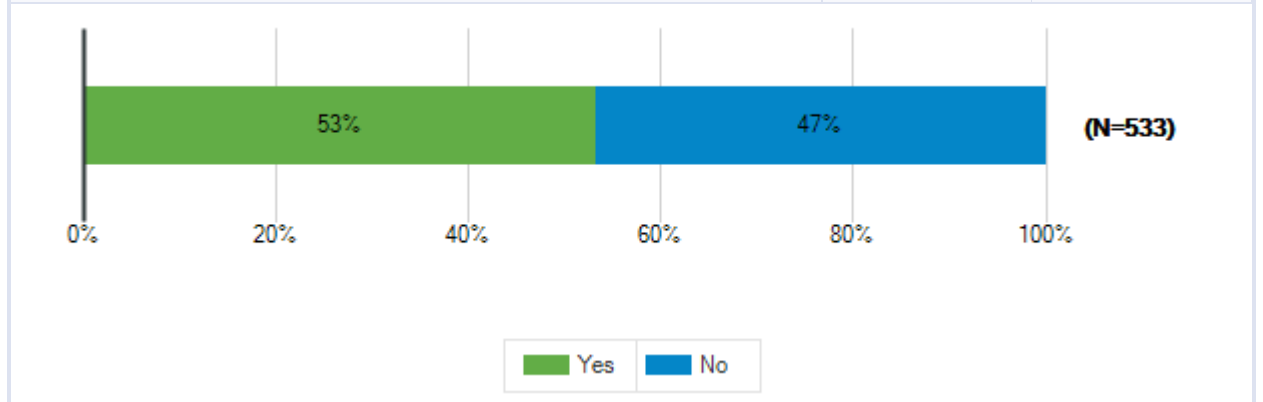
Overall, how would you rate how Lamar CISD handled the COVID-19 pandemic for the 2020-2021 school year?

Responses	Count	%
Excellent	226	42%
Good	182	34%
Fair	100	19%
Poor	31	6%
Total Responses	539	



Have you participated in virtual learning during the 2020-2021 school year?

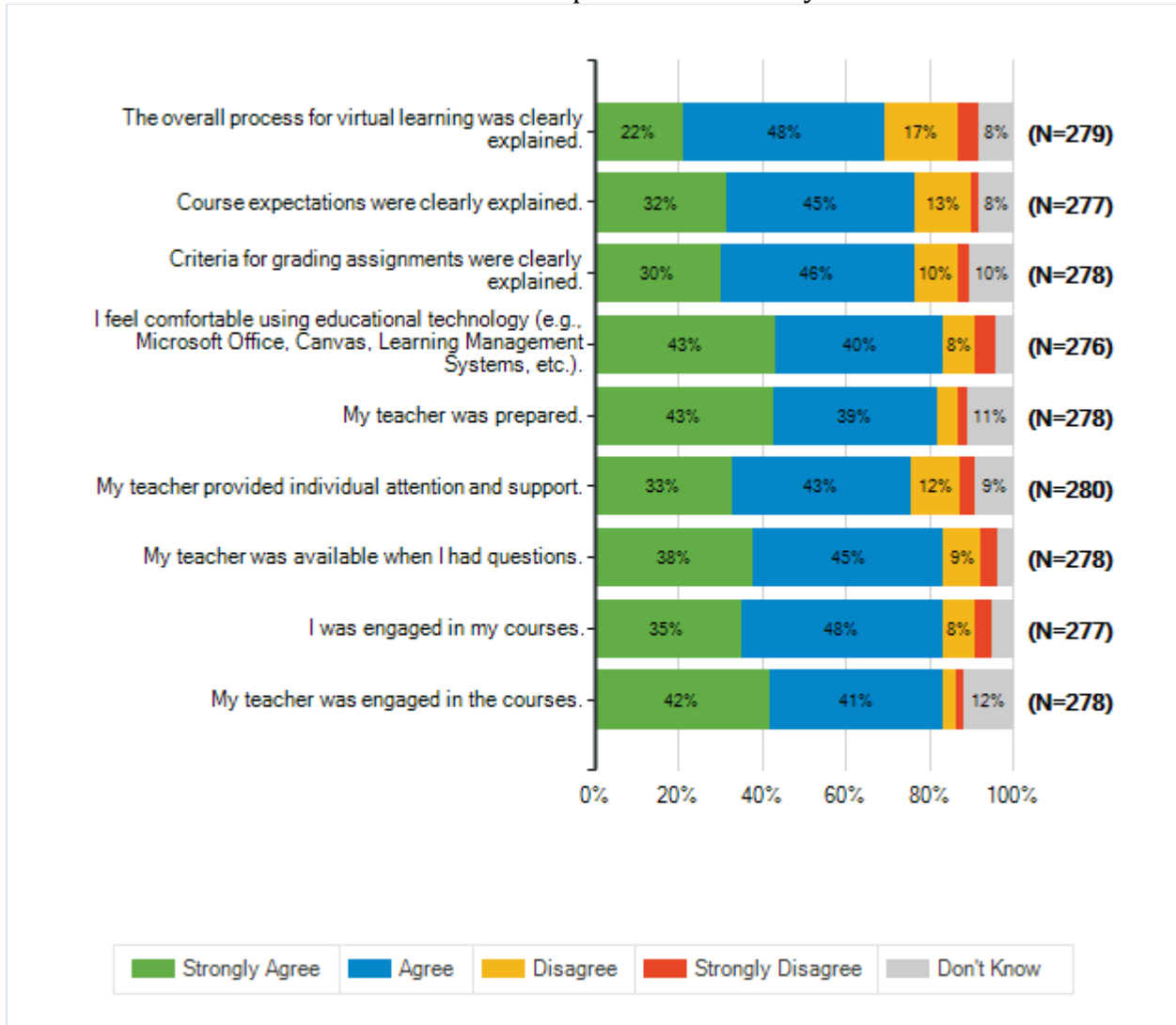
Responses	Count	%
Yes	284	53%
No	249	47%
Total Responses	533	



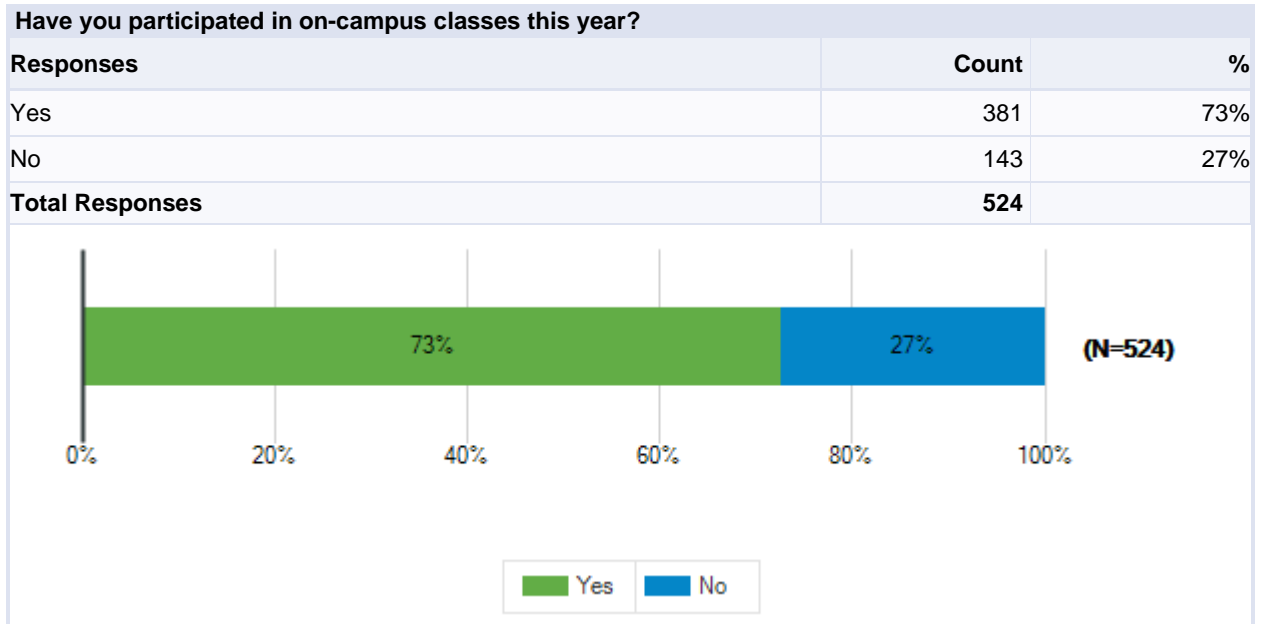
Lamar Consolidated ISD
2020-2021 Campus Climate Survey

Overall Preparation for Virtual Learning							
How strongly do you agree or disagree with the following statements?							
		Strongly Agree	Agree	Disagree	Strongly Disagree	Don't Know	Total Responses
	The overall process for virtual learning was clearly explained.	60	134	48	14	23	279
(a)		22%	48%	17%	5%	8%	
	Course expectations were clearly explained.	88	124	37	5	23	277
(b)		32%	45%	13%	2%	8%	
	Criteria for grading assignments were clearly explained.	84	129	28	8	29	278
(c)		30%	46%	10%	3%	10%	
	I feel comfortable using educational technology (e.g., Microsoft Office, Canvas, Learning Management Systems, etc.).	120	110	21	14	11	276
(d)		43%	40%	8%	5%	4%	
	My teacher was prepared.	119	109	14	6	30	278
(e)		43%	39%	5%	2%	11%	
	My teacher provided individual attention and support.	92	120	33	10	25	280
(f)		33%	43%	12%	4%	9%	
	My teacher was available when I had questions.	106	126	24	11	11	278
(g)		38%	45%	9%	4%	4%	
	I was engaged in my courses.	97	134	21	11	14	277
(h)		35%	48%	8%	4%	5%	
	My teacher was engaged in the courses.	117	114	9	5	33	278
(i)		42%	41%	3%	2%	12%	

Lamar Consolidated ISD
2020-2021 Campus Climate Survey

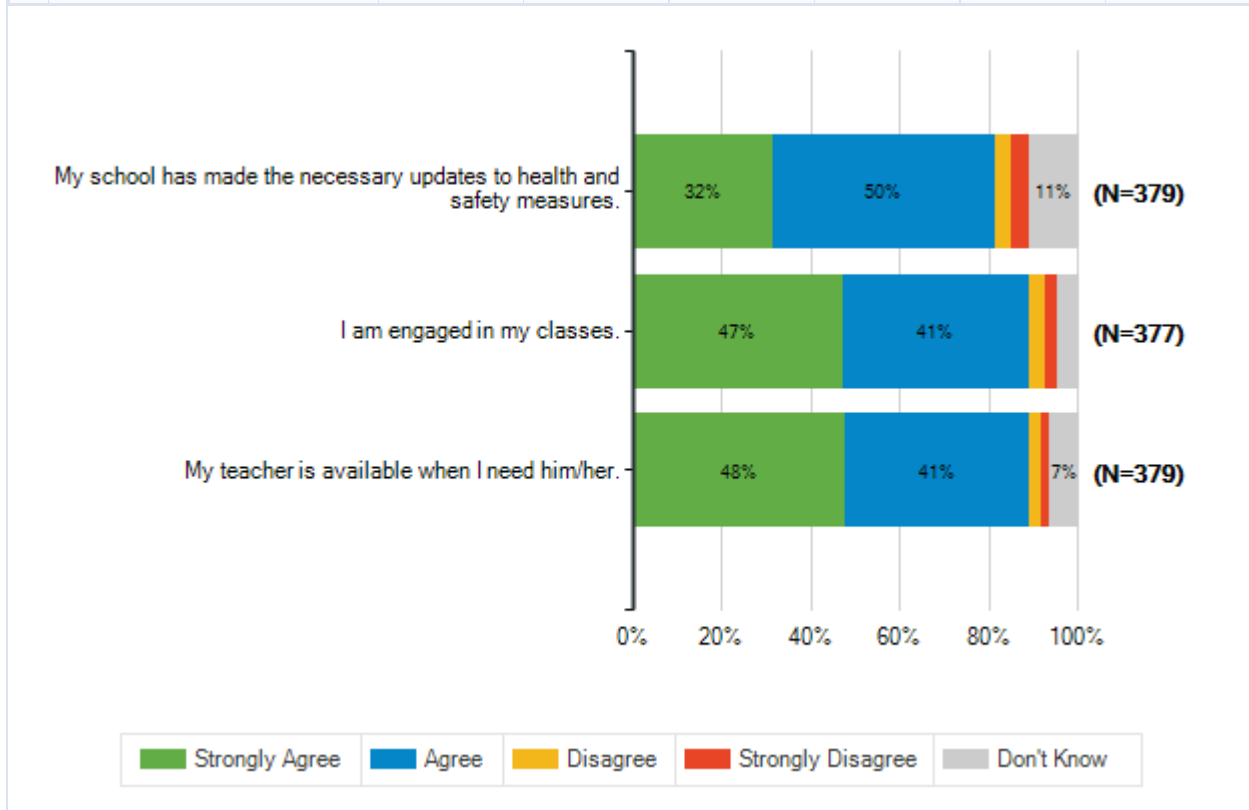


Lamar Consolidated ISD
2020-2021 Campus Climate Survey



Lamar Consolidated ISD
2020-2021 Campus Climate Survey

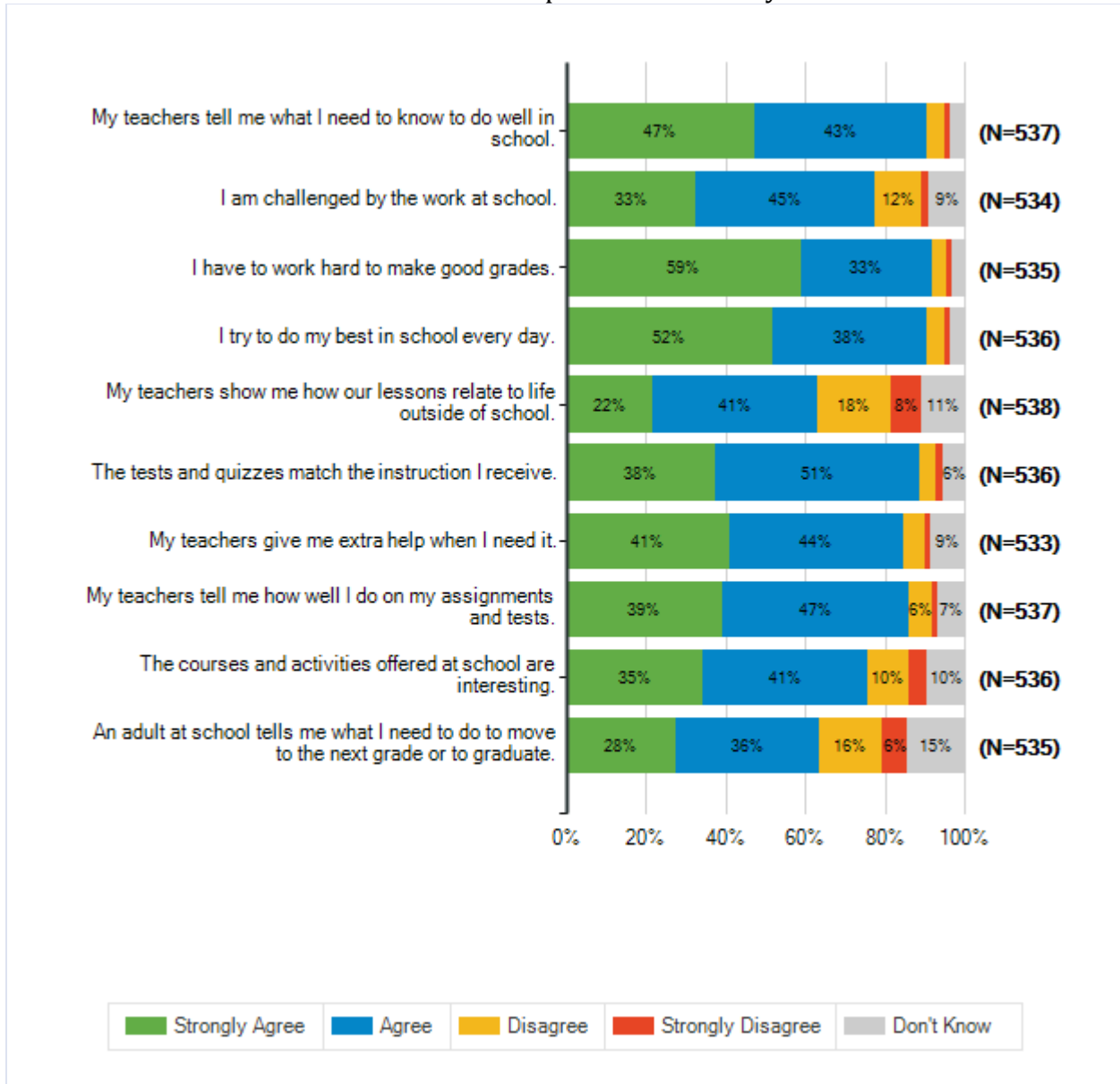
Overall Preparation for On-Campus Classes						
How strongly do you agree or disagree with the following statements?						
	Strongly Agree	Agree	Disagree	Strongly Disagree	Don't Know	Total Responses
(a) My school has made the necessary updates to health and safety measures.	120 32%	189 50%	13 3%	15 4%	42 11%	379
(b) I am engaged in my classes.	179 47%	156 41%	15 4%	9 2%	18 5%	377
(c) My teacher is available when I need him/her.	181 48%	157 41%	10 3%	6 2%	25 7%	379



Lamar Consolidated ISD
2020-2021 Campus Climate Survey

How strongly do you agree or disagree with each of the following statements?							
		Strongly Agree	Agree	Disagree	Strongly Disagree	Don't Know	Total Responses
(a)	My teachers tell me what I need to know to do well in school.	254 47%	232 43%	23 4%	7 1%	21 4%	537
(b)	I am challenged by the work at school.	174 33%	239 45%	62 12%	11 2%	48 9%	534
(c)	I have to work hard to make good grades.	315 59%	176 33%	20 4%	6 1%	18 3%	535
(d)	I try to do my best in school every day.	278 52%	206 38%	25 5%	8 1%	19 4%	536
(e)	My teachers show me how our lessons relate to life outside of school.	118 22%	221 41%	99 18%	41 8%	59 11%	538
(f)	The tests and quizzes match the instruction I receive.	201 38%	275 51%	21 4%	9 2%	30 6%	536
(g)	My teachers give me extra help when I need it.	218 41%	234 44%	27 5%	7 1%	47 9%	533
(h)	My teachers tell me how well I do on my assignments and tests.	211 39%	251 47%	30 6%	9 2%	36 7%	537
(i)	The courses and activities offered at school are interesting.	185 35%	221 41%	54 10%	25 5%	51 10%	536
(j)	An adult at school tells me what I need to do to move to the next grade or to graduate.	148 28%	191 36%	85 16%	33 6%	78 15%	535

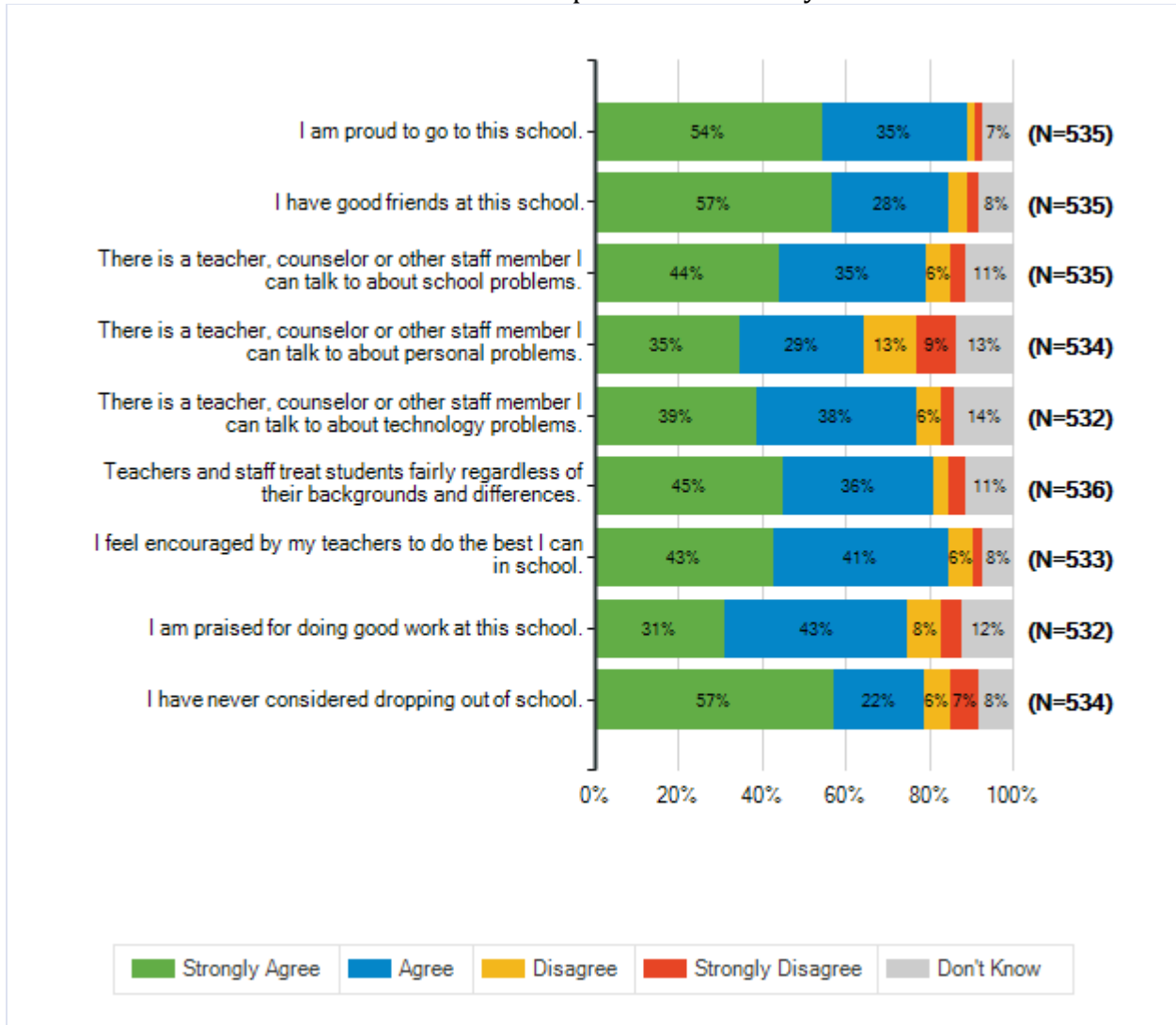
Lamar Consolidated ISD
2020-2021 Campus Climate Survey



Lamar Consolidated ISD
2020-2021 Campus Climate Survey

How strongly do you agree or disagree with each of the following statements?							
		Strongly Agree	Agree	Disagree	Strongly Disagree	Don't Know	Total Responses
(a)	I am proud to go to this school.	291 54%	185 35%	10 2%	10 2%	39 7%	535
(b)	I have good friends at this school.	304 57%	148 28%	25 5%	14 3%	44 8%	535
(c)	There is a teacher, counselor or other staff member I can talk to about school problems.	236 44%	187 35%	32 6%	20 4%	60 11%	535
(d)	There is a teacher, counselor or other staff member I can talk to about personal problems.	186 35%	157 29%	69 13%	50 9%	72 13%	534
(e)	There is a teacher, counselor or other staff member I can talk to about technology problems.	206 39%	204 38%	30 6%	17 3%	75 14%	532
(f)	Teachers and staff treat students fairly regardless of their backgrounds and differences.	242 45%	192 36%	20 4%	22 4%	60 11%	536
(g)	I feel encouraged by my teachers to do the best I can in school.	229 43%	221 41%	31 6%	12 2%	40 8%	533
(h)	I am praised for doing good work at this school.	167 31%	230 43%	44 8%	26 5%	65 12%	532
(i)	I have never considered dropping out of school.	305 57%	116 22%	32 6%	37 7%	44 8%	534

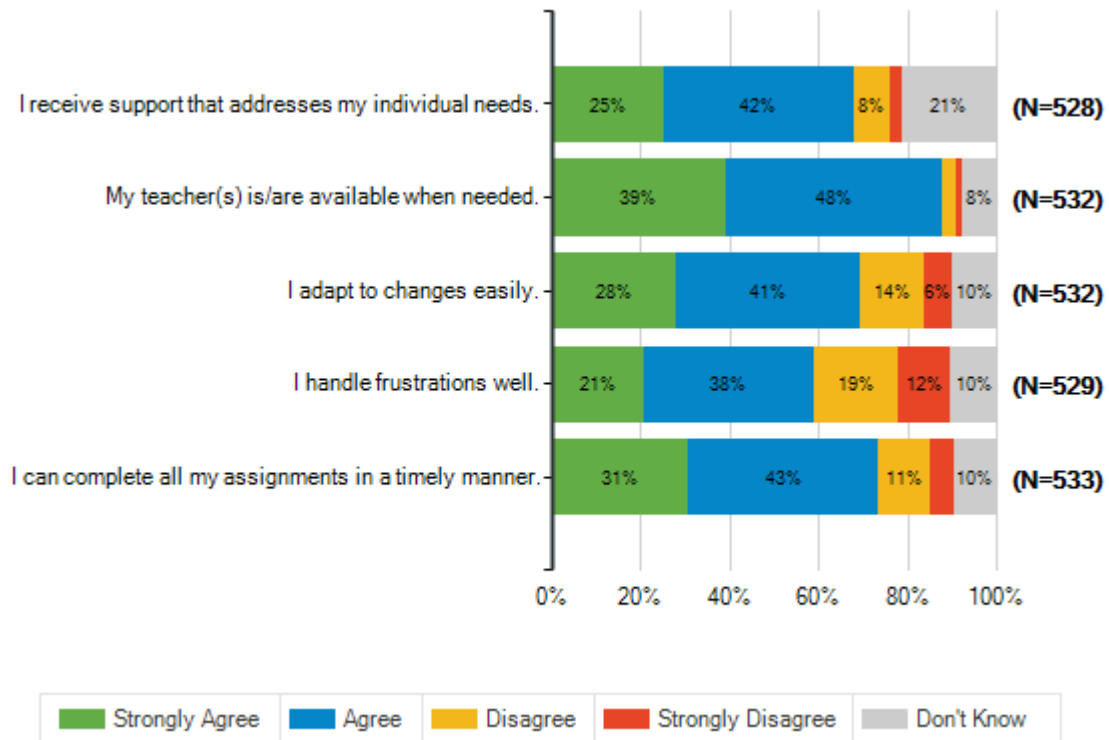
Lamar Consolidated ISD
2020-2021 Campus Climate Survey



Lamar Consolidated ISD
2020-2021 Campus Climate Survey

How strongly do you agree or disagree with each of the following statements?

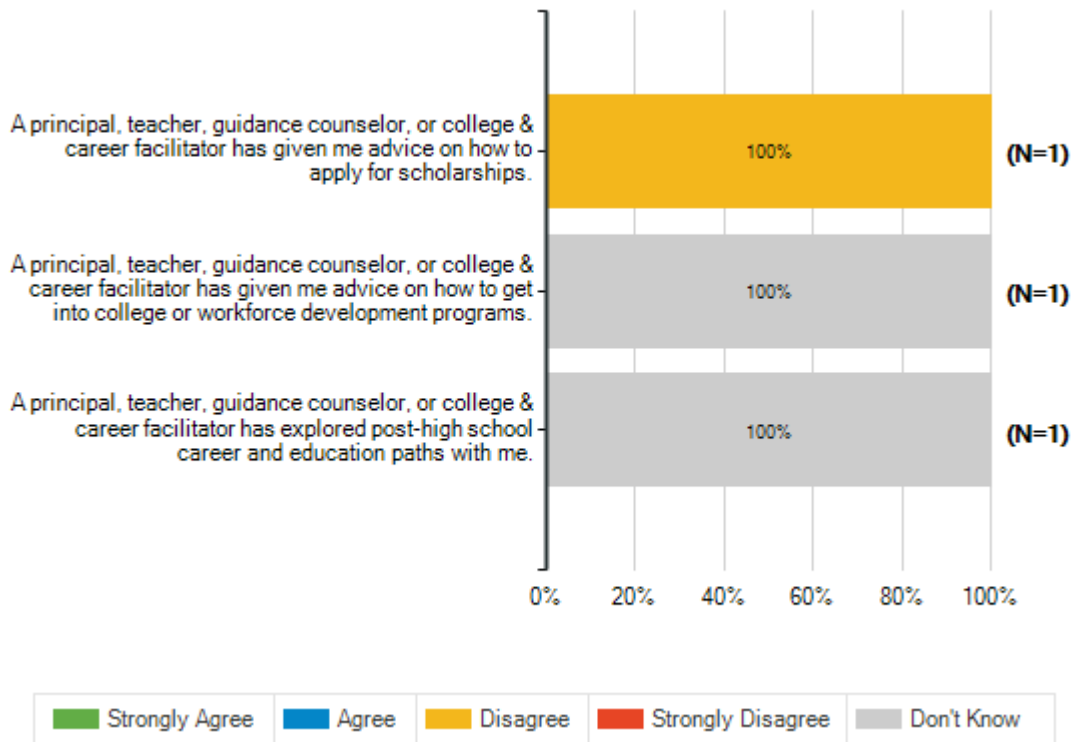
	Strongly Agree	Agree	Disagree	Strongly Disagree	Don't Know	Total Responses
(a) I receive support that addresses my individual needs.	134 25%	224 42%	43 8%	14 3%	113 21%	528
(b) My teacher(s) is/are available when needed.	210 39%	256 48%	17 3%	8 2%	41 8%	532
(c) I adapt to changes easily.	149 28%	219 41%	77 14%	33 6%	54 10%	532
(d) I handle frustrations well.	110 21%	202 38%	100 19%	62 12%	55 10%	529
(e) I can complete all my assignments in a timely manner.	165 31%	227 43%	61 11%	28 5%	52 10%	533



Lamar Consolidated ISD
2020-2021 Campus Climate Survey

How strongly do you agree or disagree with each of the following statements?

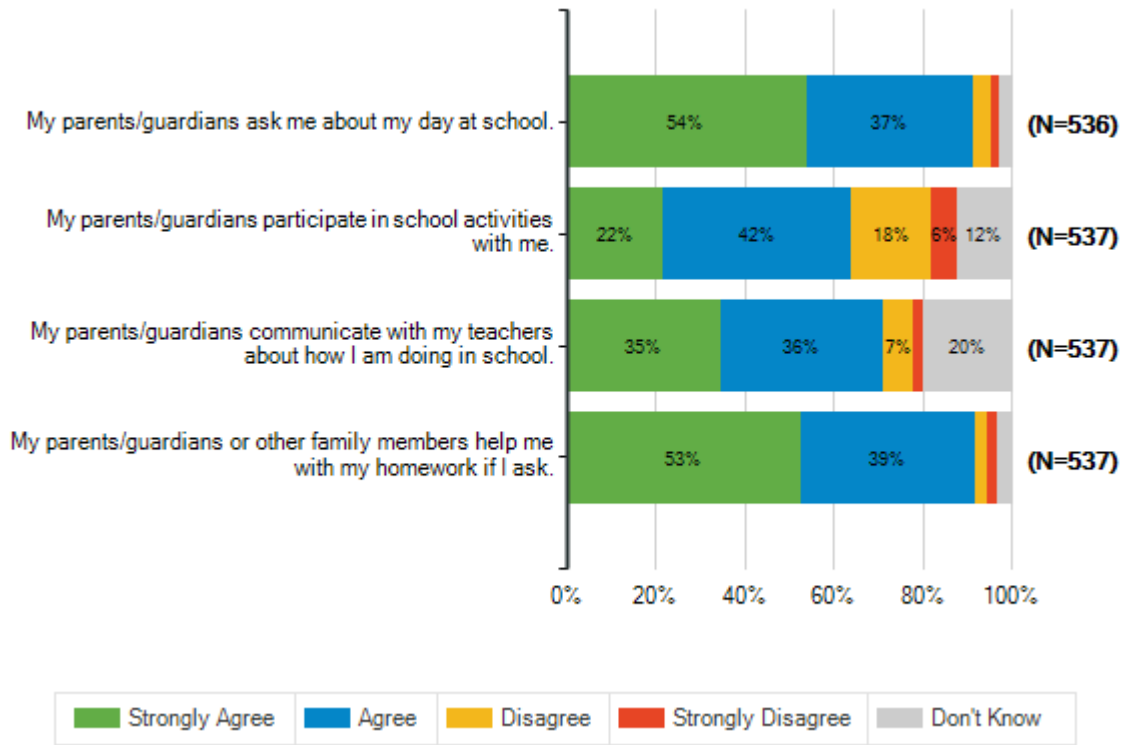
		Strongly Agree	Agree	Disagree	Strongly Disagree	Don't Know	Total Responses
	A principal, teacher, guidance counselor, or college & career	0	0	1	0	0	
(a)	facilitator has given me advice on how to apply for scholarships.	0%	0%	100%	0%	0%	1
	A principal, teacher, guidance counselor, or college & career	0	0	0	0	1	
(b)	facilitator has given me advice on how to get into college or workforce development programs.	0%	0%	0%	0%	100%	1
	A principal, teacher, guidance counselor, or college & career	0	0	0	0	1	
(c)	facilitator has explored post-high school career and education paths with me.	0%	0%	0%	0%	100%	1



Lamar Consolidated ISD
2020-2021 Campus Climate Survey

How strongly do you agree or disagree with each of the following statements?

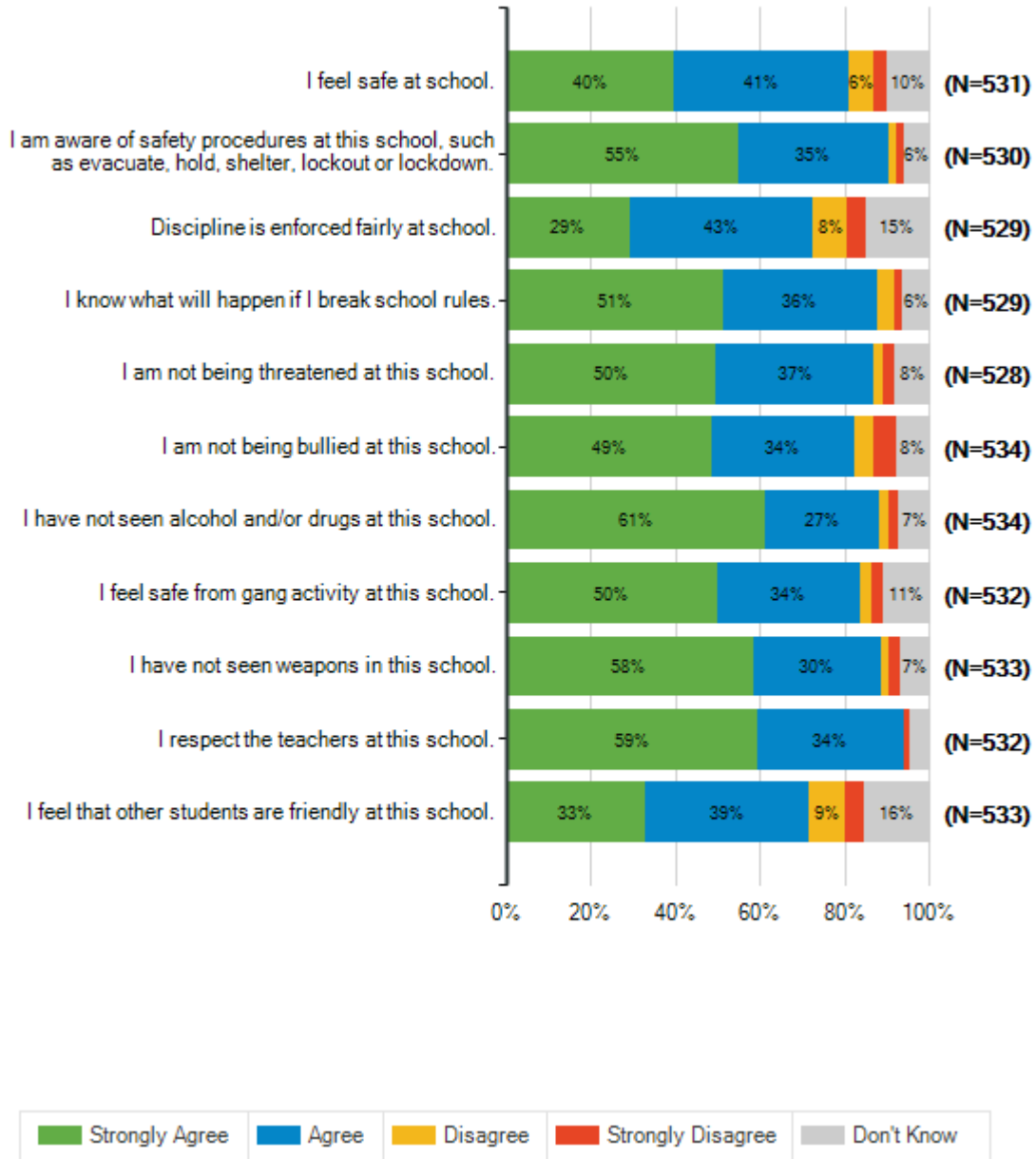
		Strongly Agree	Agree	Disagree	Strongly Disagree	Don't Know	Total Responses
(a)	My parents/guardians ask me about my day at school.	289	200	23	9	15	536
(b)	My parents/guardians participate in school activities with me.	118	226	96	30	67	537
(c)	My parents/guardians communicate with my teachers about how I am doing in school.	186	196	35	13	107	537
(d)	My parents/guardians or other family members help me with my homework if I ask.	283	210	15	12	17	537



Lamar Consolidated ISD
2020-2021 Campus Climate Survey

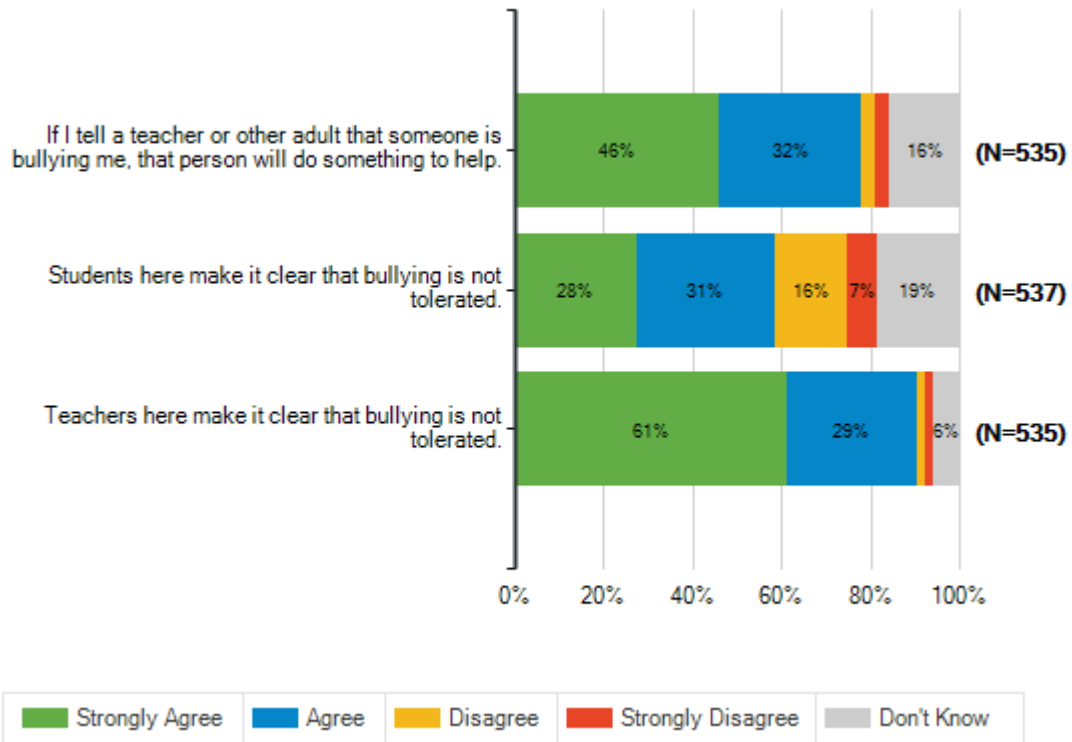
How strongly do you agree or disagree with each of the following statements?							
		Strongly Agree	Agree	Disagree	Strongly Disagree	Don't Know	Total Responses
		211	218	33	15	54	
(a)	I feel safe at school.	40%	41%	6%	3%	10%	531
		291	188	10	10	31	
(b)	I am aware of safety procedures at this school, such as evacuate, hold, shelter, lockout or lockdown.	55%	35%	2%	2%	6%	530
		156	227	44	22	80	
(c)	Discipline is enforced fairly at school.	29%	43%	8%	4%	15%	529
		272	192	21	10	34	
(d)	I know what will happen if I break school rules.	51%	36%	4%	2%	6%	529
		263	195	13	14	43	
(e)	I am not being threatened at this school.	50%	37%	2%	3%	8%	528
		260	180	24	28	42	
(f)	I am not being bullied at this school.	49%	34%	4%	5%	8%	534
		327	145	11	12	39	
(g)	I have not seen alcohol and/or drugs at this school.	61%	27%	2%	2%	7%	534
		266	180	14	14	58	
(h)	I feel safe from gang activity at this school.	50%	34%	3%	3%	11%	532
		311	161	11	14	36	
(i)	I have not seen weapons in this school.	58%	30%	2%	3%	7%	533
		316	183	2	7	24	
(j)	I respect the teachers at this school.	59%	34%	0%	1%	5%	532
		176	206	46	22	83	
(k)	I feel that other students are friendly at this school.	33%	39%	9%	4%	16%	533

Lamar Consolidated ISD
2020-2021 Campus Climate Survey



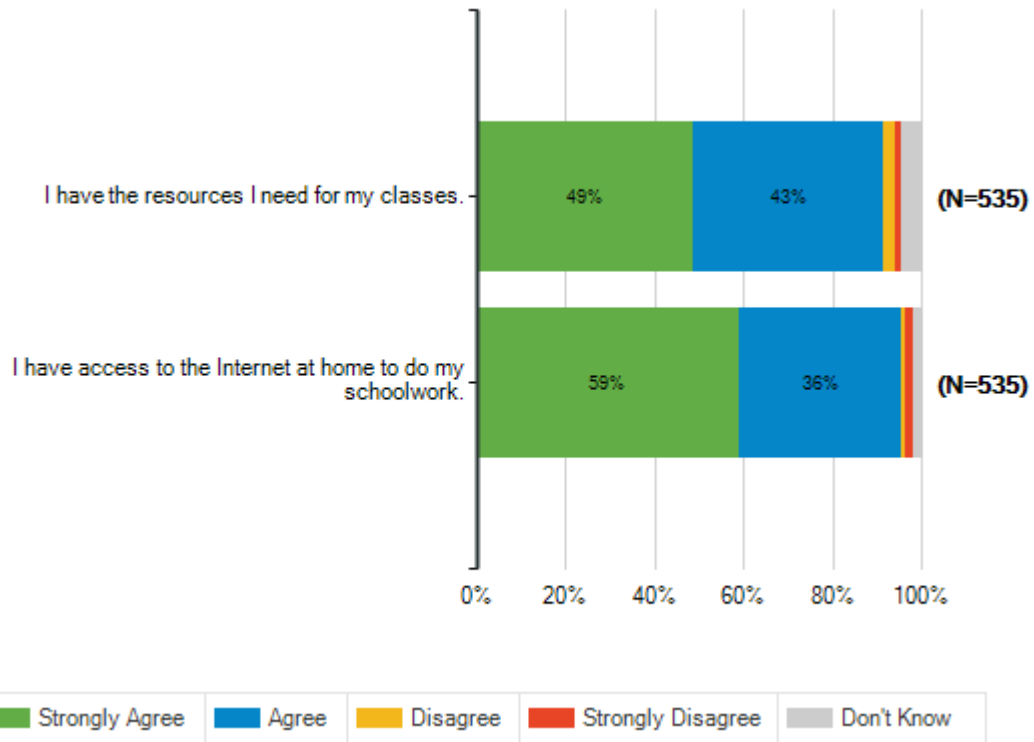
Lamar Consolidated ISD
2020-2021 Campus Climate Survey

Bullying							
How strongly do you agree or disagree with each of the following statements?							
		Strongly Agree	Agree	Disagree	Strongly Disagree	Don't Know	Total Responses
(a)	If I tell a teacher or other adult that someone is bullying me, that person will do something to help.	247	170	16	17	85	535
(b)	Students here make it clear that bullying is not tolerated.	149	165	88	35	100	537
(c)	Teachers here make it clear that bullying is not tolerated.	328	156	10	10	31	535



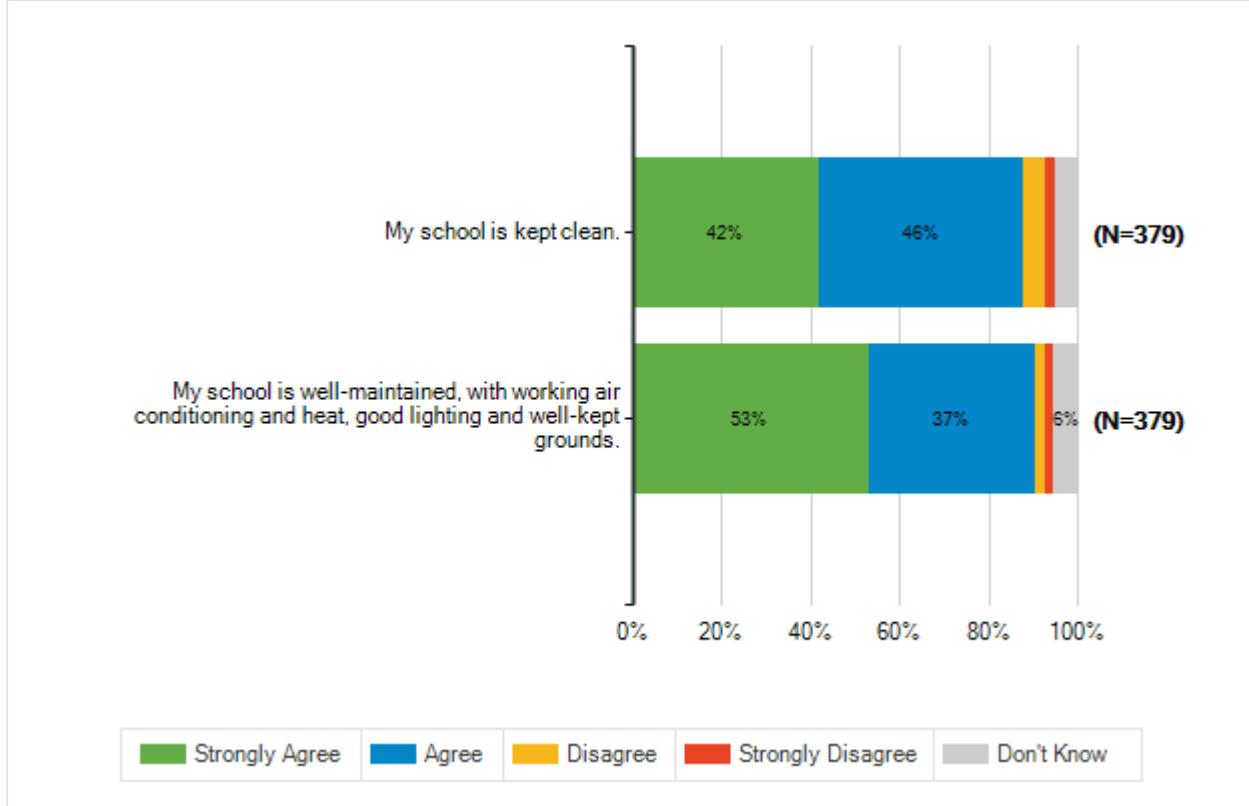
Lamar Consolidated ISD
2020-2021 Campus Climate Survey

How strongly do you agree or disagree with each of the following statements?							
		Strongly Agree	Agree	Disagree	Strongly Disagree	Don't Know	Total Responses
(a)	I have the resources I need for my classes.	261	228	13	9	24	535
(b)	I have access to the Internet at home to do my schoolwork.	316	195	5	8	11	535

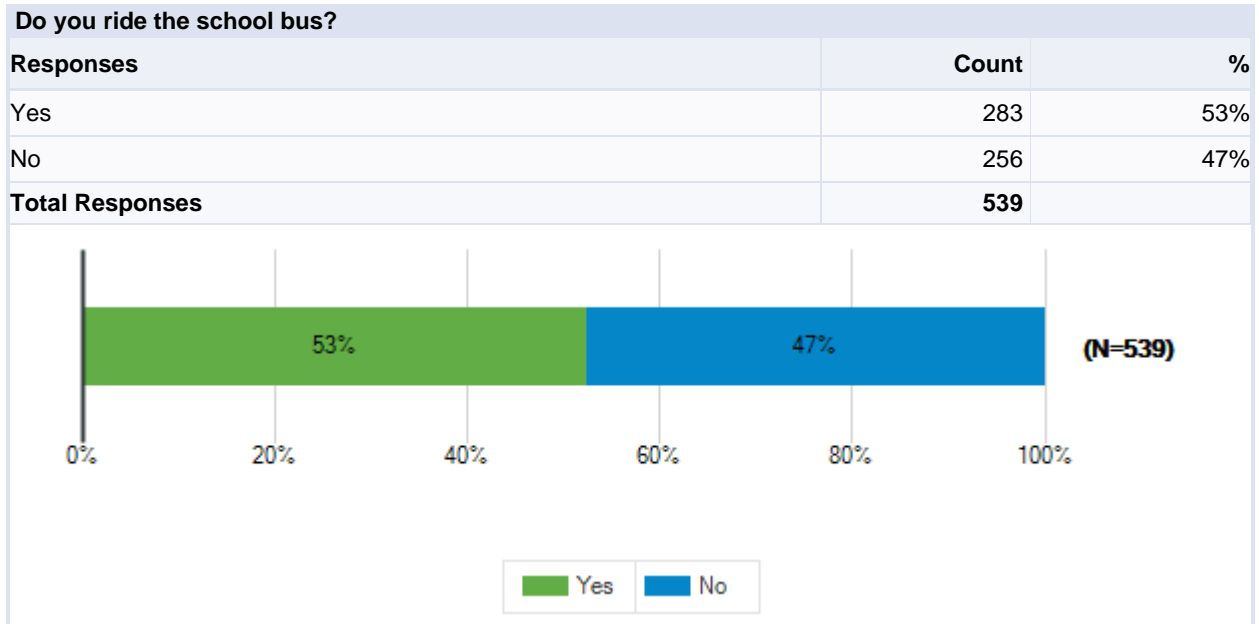


Lamar Consolidated ISD
2020-2021 Campus Climate Survey

How strongly do you agree or disagree with each of the following statements?							
		Strongly Agree	Agree	Disagree	Strongly Disagree	Don't Know	Total Responses
(a)	My school is kept clean.	159	174	18	9	19	379
(b)	My school is well-maintained, with working air conditioning and heat, good lighting and well-kept grounds.	201	142	8	7	21	379



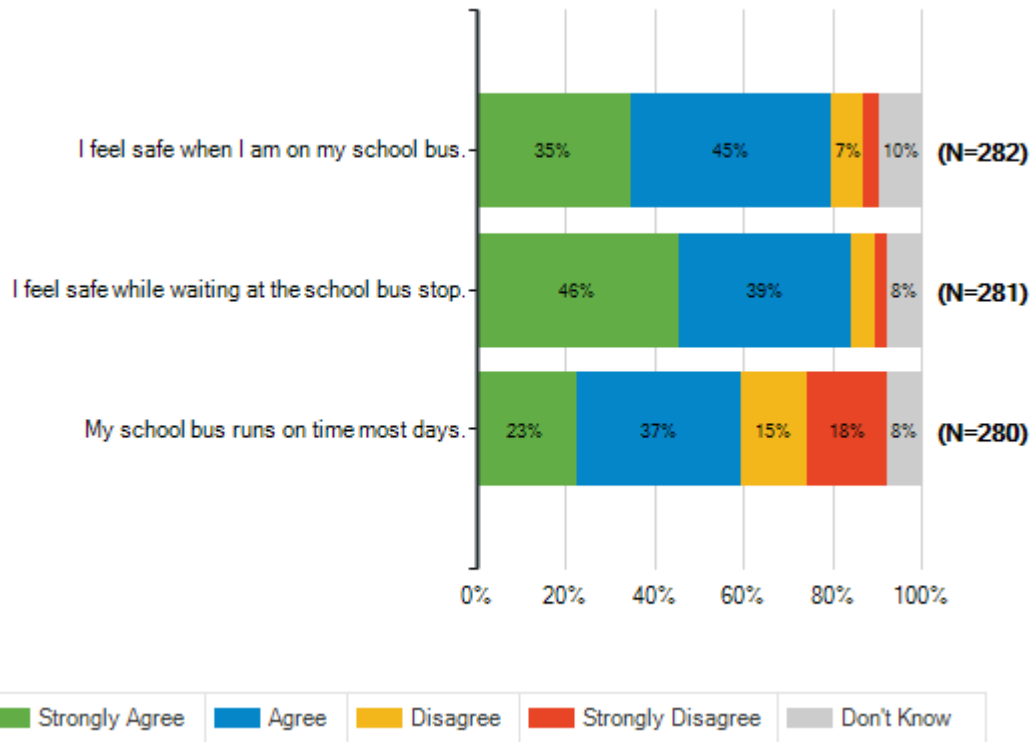
Lamar Consolidated ISD
2020-2021 Campus Climate Survey



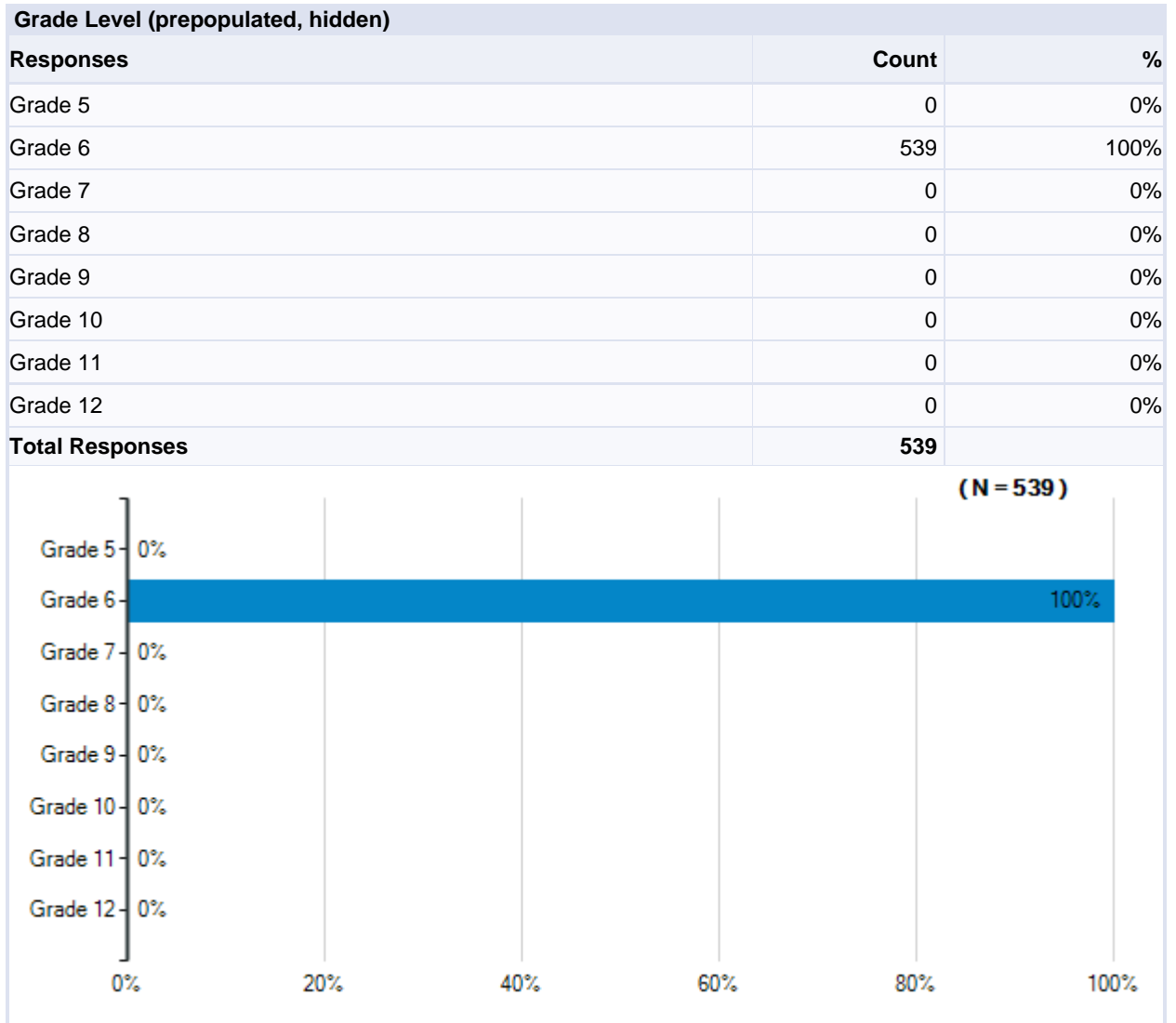
Lamar Consolidated ISD
2020-2021 Campus Climate Survey

How strongly do you agree or disagree with each of the following statements?

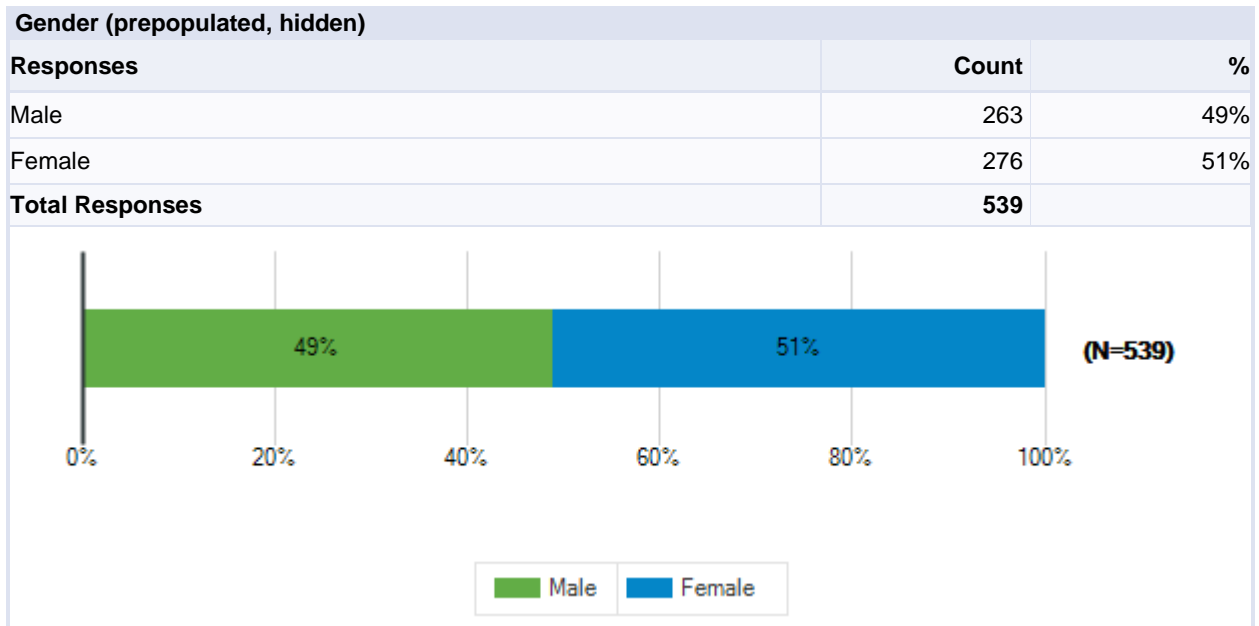
	Strongly Agree	Agree	Disagree	Strongly Disagree	Don't Know	Total Responses
(a) I feel safe when I am on my school bus.	98 35%	127 45%	20 7%	10 4%	27 10%	282
(b) I feel safe while waiting at the school bus stop.	128 46%	109 39%	15 5%	7 2%	22 8%	281
(c) My school bus runs on time most days.	63 23%	103 37%	42 15%	50 18%	22 8%	280



Lamar Consolidated ISD
2020-2021 Campus Climate Survey

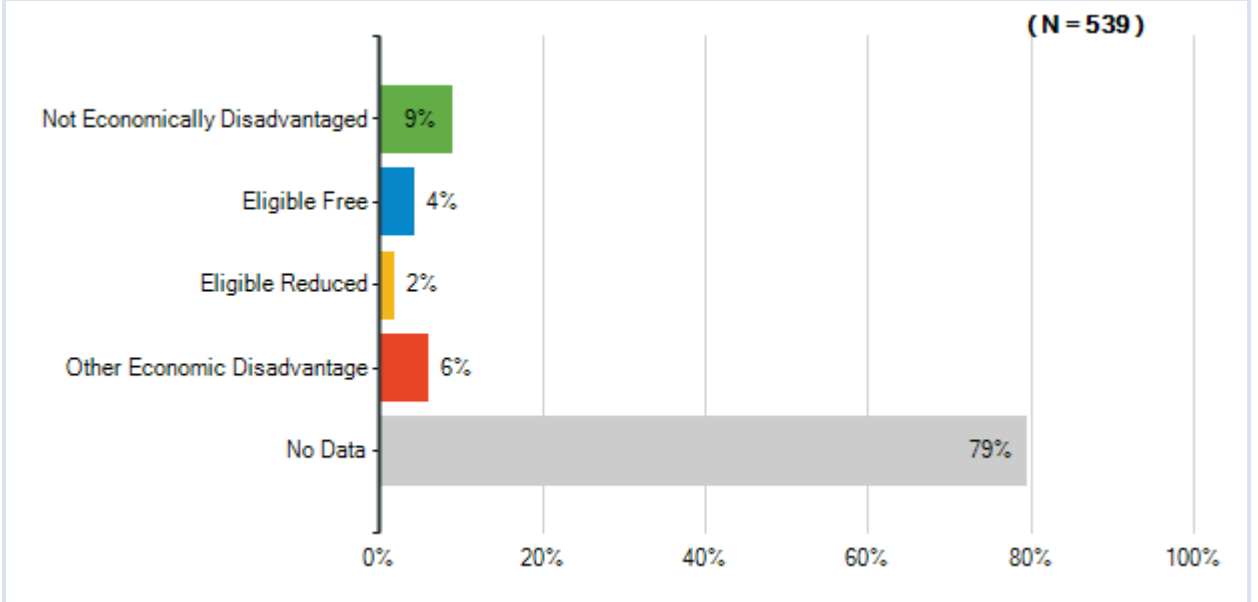


Lamar Consolidated ISD
2020-2021 Campus Climate Survey



Lamar Consolidated ISD
2020-2021 Campus Climate Survey

Free or Reduced Price Meal Status (prepopulated, hidden)		
Responses	Count	%
Not Economically Disadvantaged	47	9%
Eligible Free	23	4%
Eligible Reduced	9	2%
Other Economic Disadvantage	32	6%
No Data	428	79%
Total Responses	539	



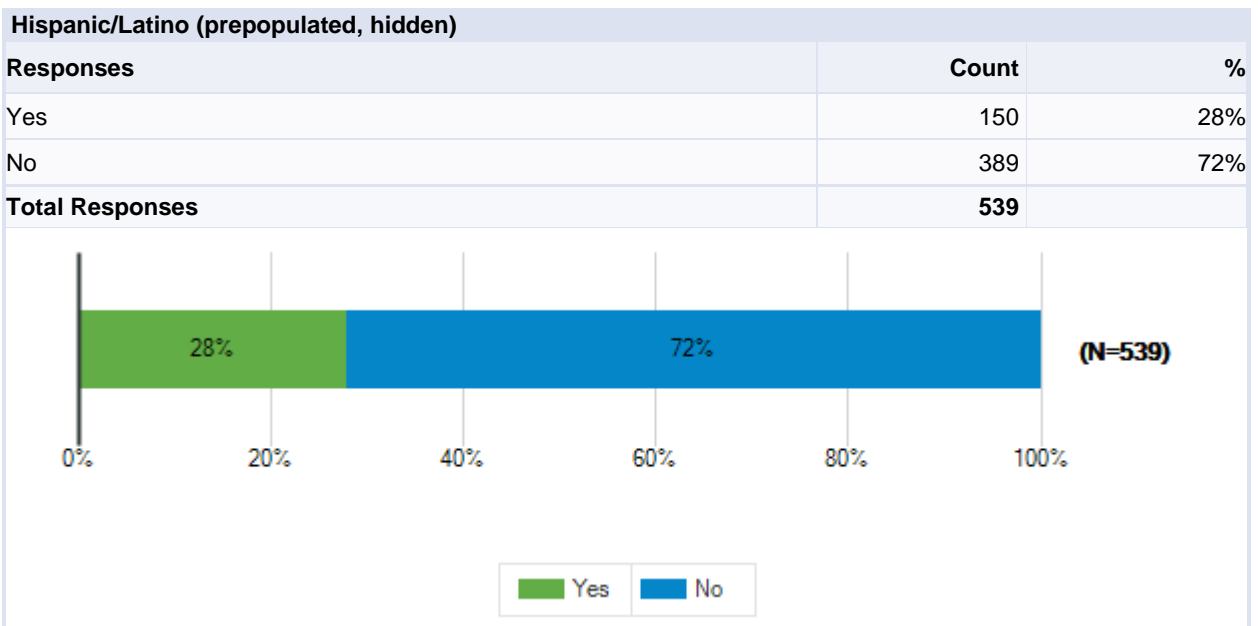
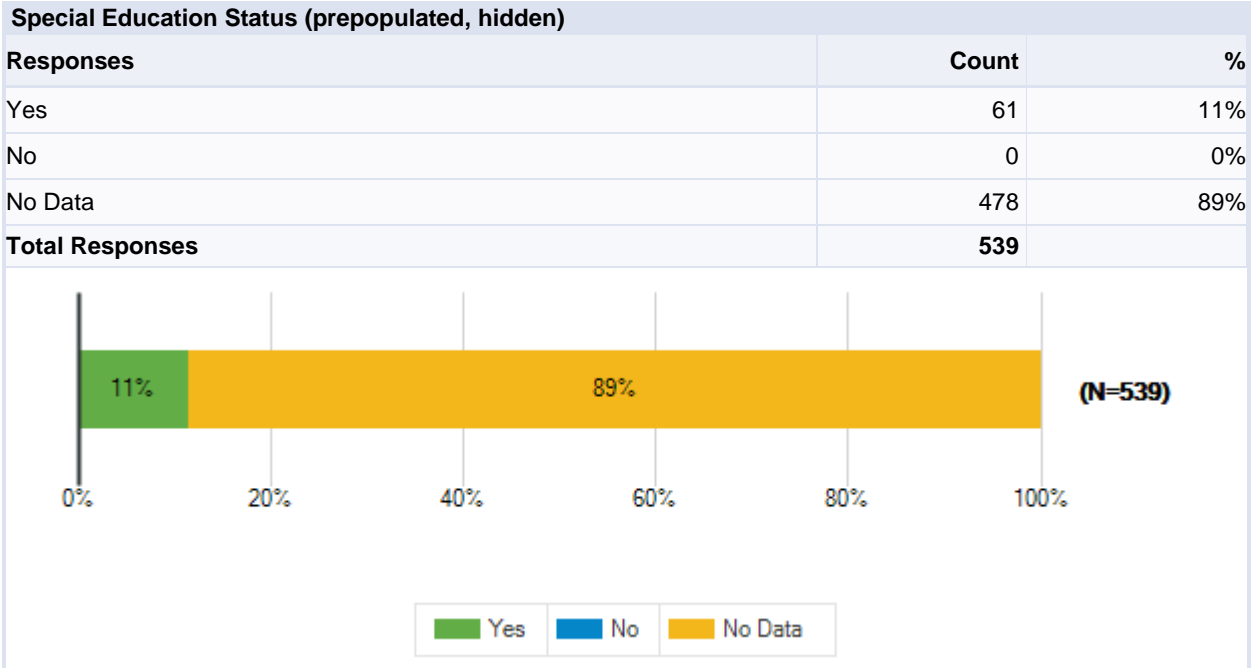
Lamar Consolidated ISD
2020-2021 Campus Climate Survey

Language Spoken at Home (prepopulated, hidden)		
Responses	Count	%
ENGLISH	447	83%
SPANISH	37	7%
YORUBA	1	0%
CHAOCHOW/TEOCHIU	0	0%
TAIWANESE/FORMOSAN/MIN NAN	0	0%
VIETNAMESE	9	2%
ARABIC	3	1%
POLISH	0	0%
MANDARIN	3	1%
OTHER LANGUAGES	2	0%
PORTUGUESE	2	0%
FRENCH	3	1%
CEBUANO	0	0%
HINDI	3	1%
PILIPINO	2	0%
GUJARATI	2	0%
MALAYALAM	3	1%
LUGANDA	0	0%
SWAHILI	0	0%
GERMAN	0	0%
THAI	1	0%
FARSI	3	1%
LINGALA	0	0%
KOREAN	0	0%
TURKISH	1	0%
URDU	5	1%
IBO/IGBO	6	1%
TAMIL	0	0%
CANTONESE	2	0%
BOSNIAN	0	0%
AMHARIC	0	0%
BENGALI	0	0%
INDONESIAN	0	0%
AKAN	0	0%
RUSSIAN	2	0%
PASHTO	0	0%
EFIK	0	0%
CAMBODIAN	0	0%

Lamar Consolidated ISD
2020-2021 Campus Climate Survey

PANJABI	1	0%
JAPANESE	0	0%
TIGRINYA	0	0%
No Data	1	0%
ETHIOPIA	0	0%
SWEDISH	0	0%
AFRIKAANS	0	0%
HAINANESE	0	0%
HAITIAN-CREOLE	0	0%
ILONGGO	0	0%
SINHALESE	0	0%
TIBETAN	0	0%
SERBIAN	0	0%
CROW	0	0%
KRIO	0	0%
CZECH	0	0%
Total Responses	539	

Lamar Consolidated ISD
2020-2021 Campus Climate Survey



Lamar Consolidated ISD
2020-2021 Campus Climate Survey

Race/Ethnicity (prepopulated, hidden)		
Responses	Count	%
White	328	61%
Asian	73	14%
American Indian or Alaskan Native	17	3%
Black or African American	117	22%
Native Hawaiian or Other Pacific Islander	4	1%
Total Responses	539	

