

Campus Climate Survey

2020-2021 Survey Results - Students

Travis Elementary

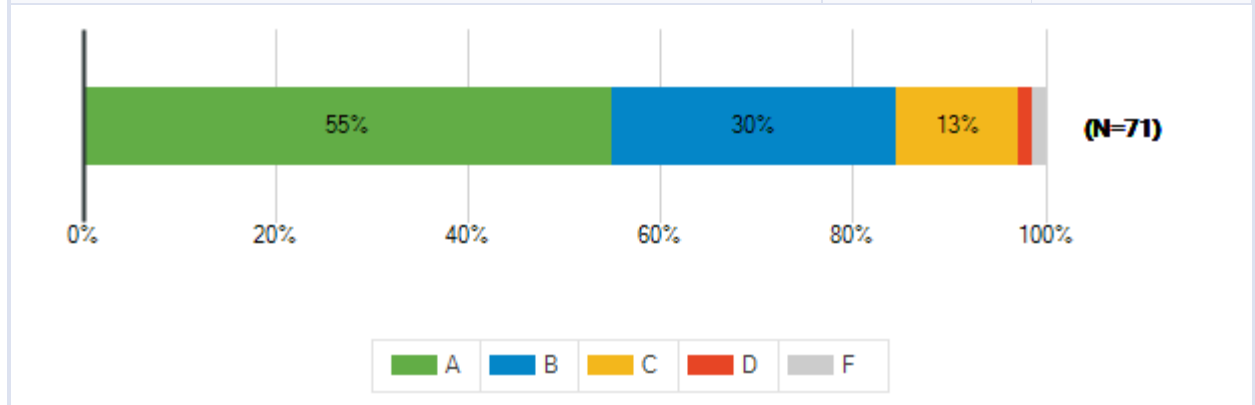
Lamar Consolidated ISD
November 30 - December 20, 2020



Lamar Consolidated ISD
2020-2021 Campus Climate Survey

Students receive grades of A, B, C, D or F to report the quality of their work. What grade would you give the overall quality of your school? On this scale, A represents outstanding, C is average and F is failing.

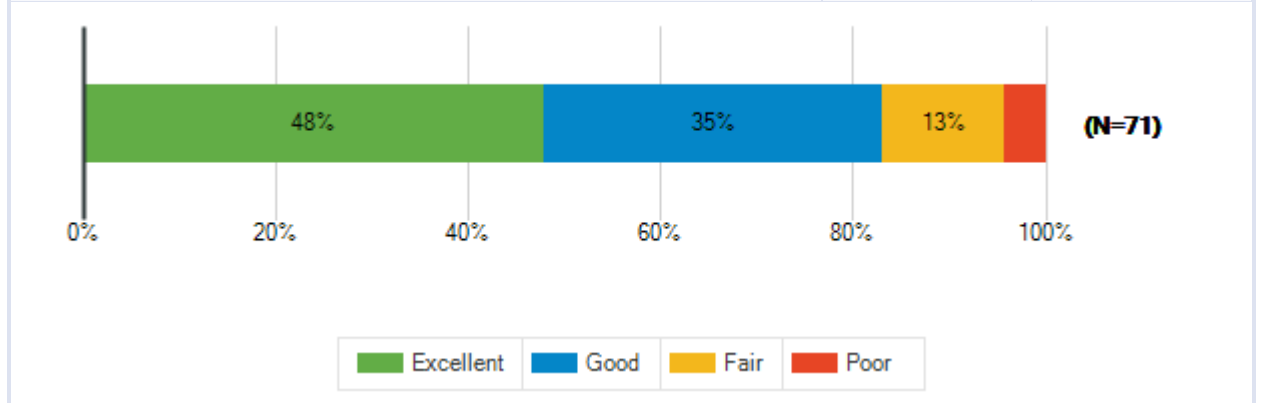
Responses	Count	%
A	39	55%
B	21	30%
C	9	13%
D	1	1%
F	1	1%
Total Responses	71	



Lamar Consolidated ISD
2020-2021 Campus Climate Survey

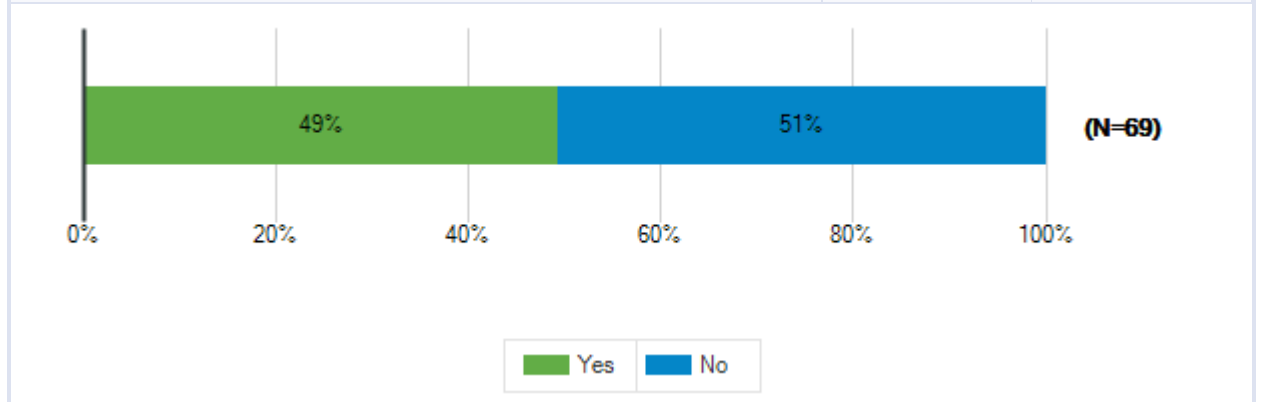
Overall, how would you rate how Lamar CISD handled the COVID-19 pandemic for the 2020-2021 school year?

Responses	Count	%
Excellent	34	48%
Good	25	35%
Fair	9	13%
Poor	3	4%
Total Responses	71	



Have you participated in virtual learning during the 2020-2021 school year?

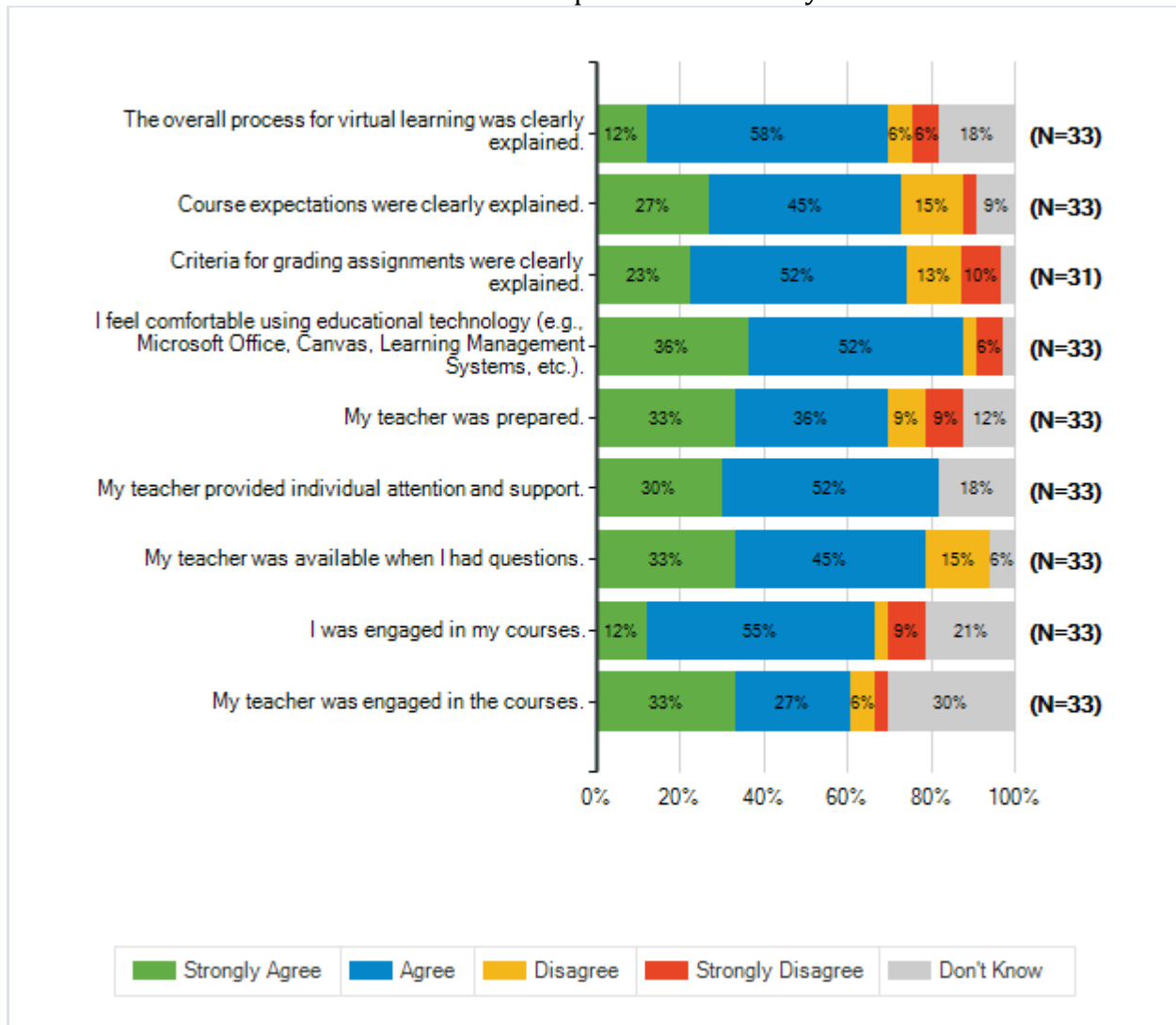
Responses	Count	%
Yes	34	49%
No	35	51%
Total Responses	69	



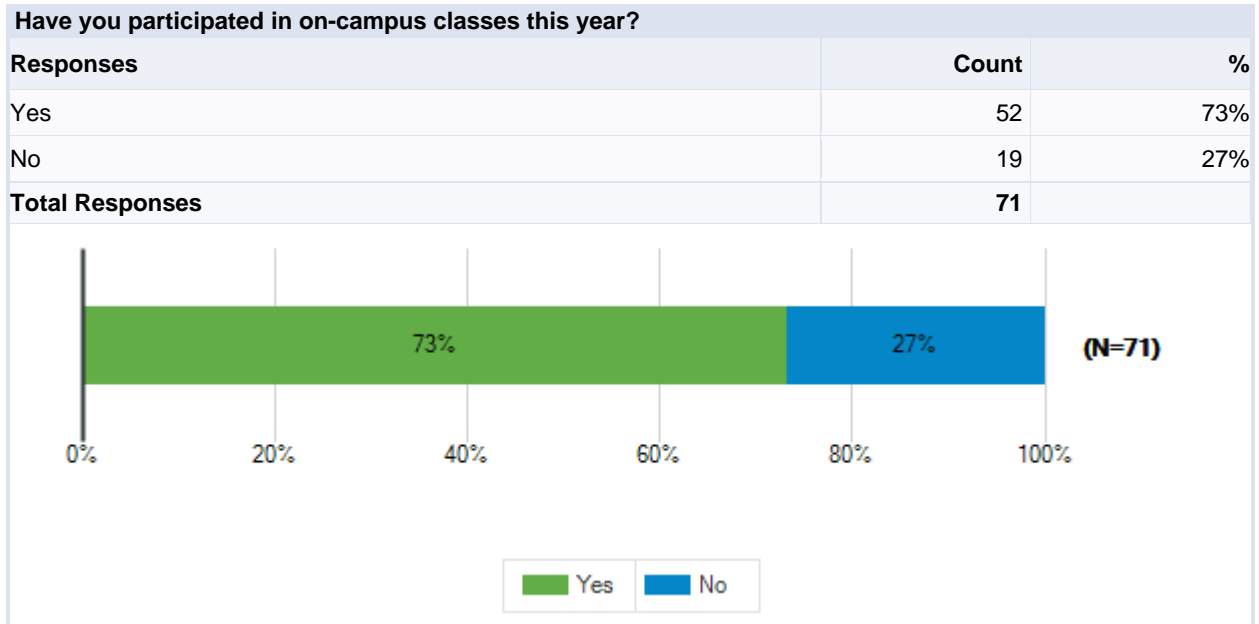
Lamar Consolidated ISD
2020-2021 Campus Climate Survey

Overall Preparation for Virtual Learning							
How strongly do you agree or disagree with the following statements?							
		Strongly Agree	Agree	Disagree	Strongly Disagree	Don't Know	Total Responses
(a)	The overall process for virtual learning was clearly explained.	4 12%	19 58%	2 6%	2 6%	6 18%	33
(b)	Course expectations were clearly explained.	9 27%	15 45%	5 15%	1 3%	3 9%	33
(c)	Criteria for grading assignments were clearly explained.	7 23%	16 52%	4 13%	3 10%	1 3%	31
(d)	I feel comfortable using educational technology (e.g., Microsoft Office, Canvas, Learning Management Systems, etc.).	12 36%	17 52%	1 3%	2 6%	1 3%	33
(e)	My teacher was prepared.	11 33%	12 36%	3 9%	3 9%	4 12%	33
(f)	My teacher provided individual attention and support.	10 30%	17 52%	0 0%	0 0%	6 18%	33
(g)	My teacher was available when I had questions.	11 33%	15 45%	5 15%	0 0%	2 6%	33
(h)	I was engaged in my courses.	4 12%	18 55%	1 3%	3 9%	7 21%	33
(i)	My teacher was engaged in the courses.	11 33%	9 27%	2 6%	1 3%	10 30%	33

Lamar Consolidated ISD
2020-2021 Campus Climate Survey



Lamar Consolidated ISD
2020-2021 Campus Climate Survey

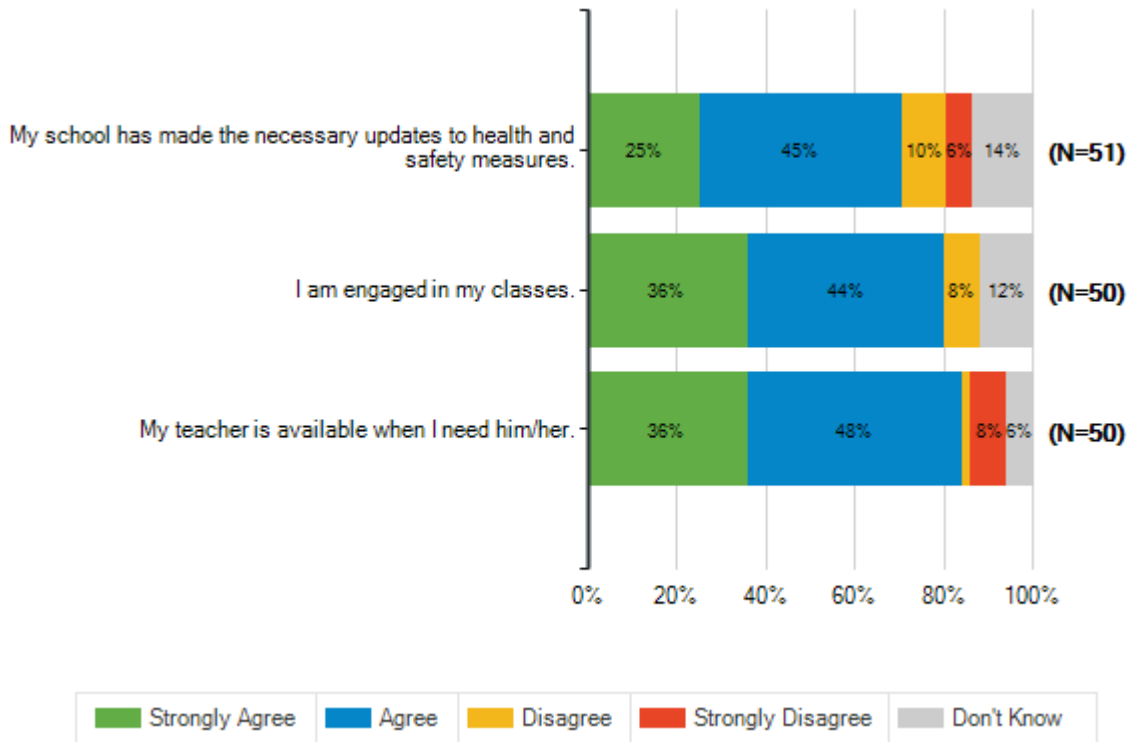


Lamar Consolidated ISD
2020-2021 Campus Climate Survey

Overall Preparation for On-Campus Classes

How strongly do you agree or disagree with the following statements?

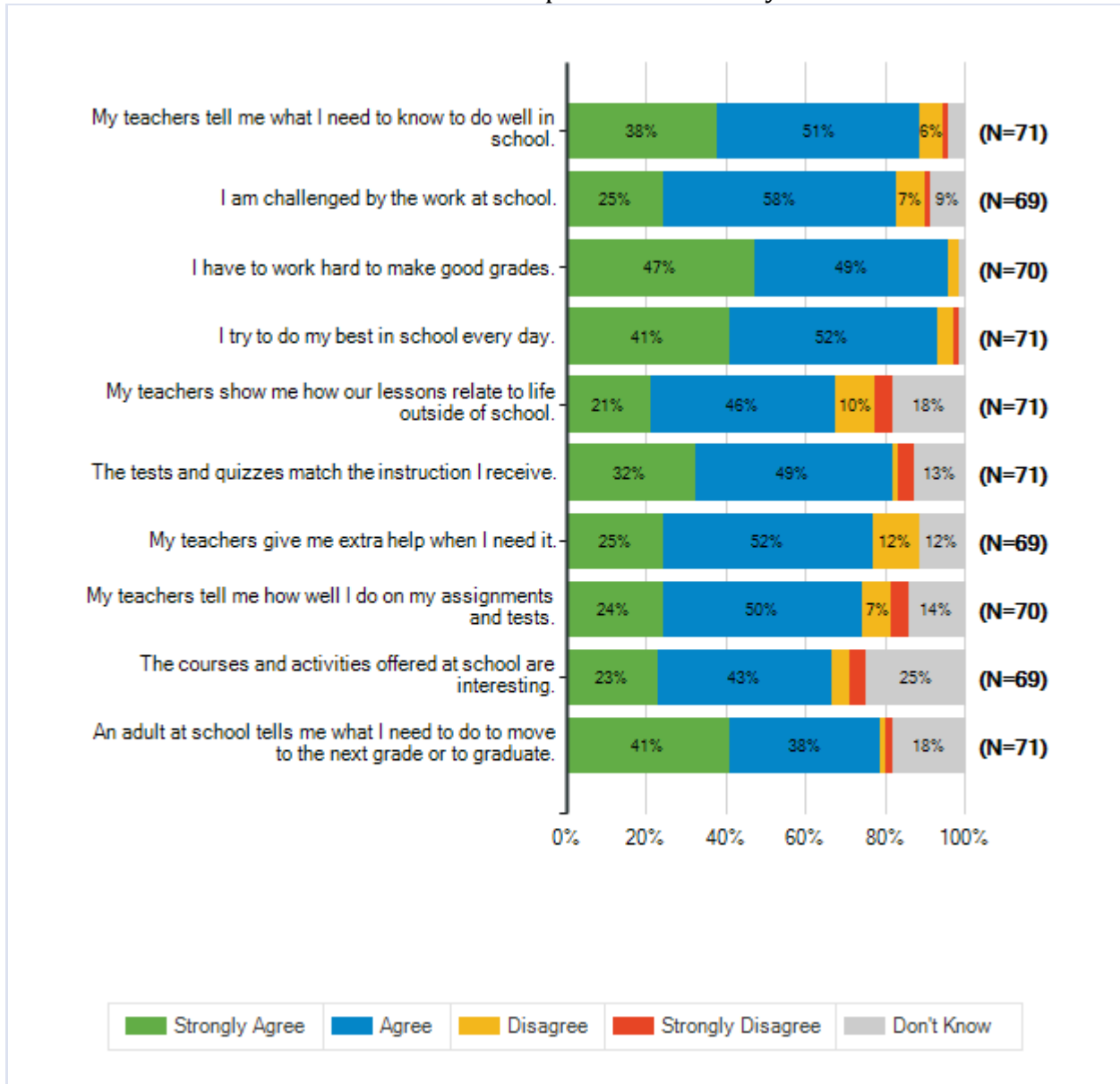
		Strongly Agree	Agree	Disagree	Strongly Disagree	Don't Know	Total Responses
(a)	My school has made the necessary updates to health and safety measures.	13 25%	23 45%	5 10%	3 6%	7 14%	51
(b)	I am engaged in my classes.	18 36%	22 44%	4 8%	0 0%	6 12%	50
(c)	My teacher is available when I need him/her.	18 36%	24 48%	1 2%	4 8%	3 6%	50



Lamar Consolidated ISD
2020-2021 Campus Climate Survey

How strongly do you agree or disagree with each of the following statements?							
		Strongly Agree	Agree	Disagree	Strongly Disagree	Don't Know	Total Responses
(a)	My teachers tell me what I need to know to do well in school.	27 38%	36 51%	4 6%	1 1%	3 4%	71
(b)	I am challenged by the work at school.	17 25%	40 58%	5 7%	1 1%	6 9%	69
(c)	I have to work hard to make good grades.	33 47%	34 49%	2 3%	0 0%	1 1%	70
(d)	I try to do my best in school every day.	29 41%	37 52%	3 4%	1 1%	1 1%	71
(e)	My teachers show me how our lessons relate to life outside of school.	15 21%	33 46%	7 10%	3 4%	13 18%	71
(f)	The tests and quizzes match the instruction I receive.	23 32%	35 49%	1 1%	3 4%	9 13%	71
(g)	My teachers give me extra help when I need it.	17 25%	36 52%	8 12%	0 0%	8 12%	69
(h)	My teachers tell me how well I do on my assignments and tests.	17 24%	35 50%	5 7%	3 4%	10 14%	70
(i)	The courses and activities offered at school are interesting.	16 23%	30 43%	3 4%	3 4%	17 25%	69
(j)	An adult at school tells me what I need to do to move to the next grade or to graduate.	29 41%	27 38%	1 1%	1 1%	13 18%	71

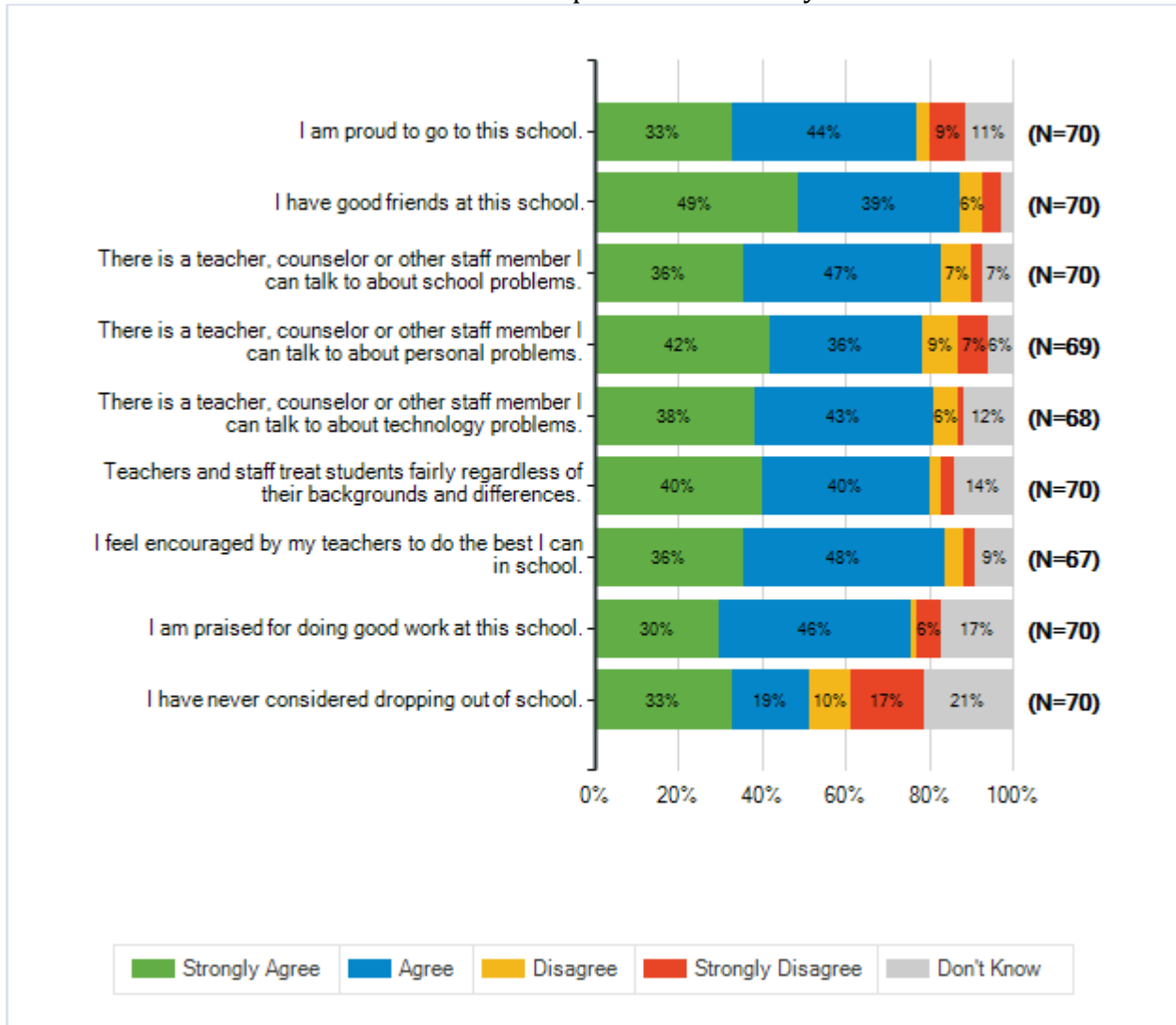
Lamar Consolidated ISD
2020-2021 Campus Climate Survey



Lamar Consolidated ISD
2020-2021 Campus Climate Survey

How strongly do you agree or disagree with each of the following statements?							
		Strongly Agree	Agree	Disagree	Strongly Disagree	Don't Know	Total Responses
(a)	I am proud to go to this school.	23 33%	31 44%	2 3%	6 9%	8 11%	70
(b)	I have good friends at this school.	34 49%	27 39%	4 6%	3 4%	2 3%	70
(c)	There is a teacher, counselor or other staff member I can talk to about school problems.	25 36%	33 47%	5 7%	2 3%	5 7%	70
(d)	There is a teacher, counselor or other staff member I can talk to about personal problems.	29 42%	25 36%	6 9%	5 7%	4 6%	69
(e)	There is a teacher, counselor or other staff member I can talk to about technology problems.	26 38%	29 43%	4 6%	1 1%	8 12%	68
(f)	Teachers and staff treat students fairly regardless of their backgrounds and differences.	28 40%	28 40%	2 3%	2 3%	10 14%	70
(g)	I feel encouraged by my teachers to do the best I can in school.	24 36%	32 48%	3 4%	2 3%	6 9%	67
(h)	I am praised for doing good work at this school.	21 30%	32 46%	1 1%	4 6%	12 17%	70
(i)	I have never considered dropping out of school.	23 33%	13 19%	7 10%	12 17%	15 21%	70

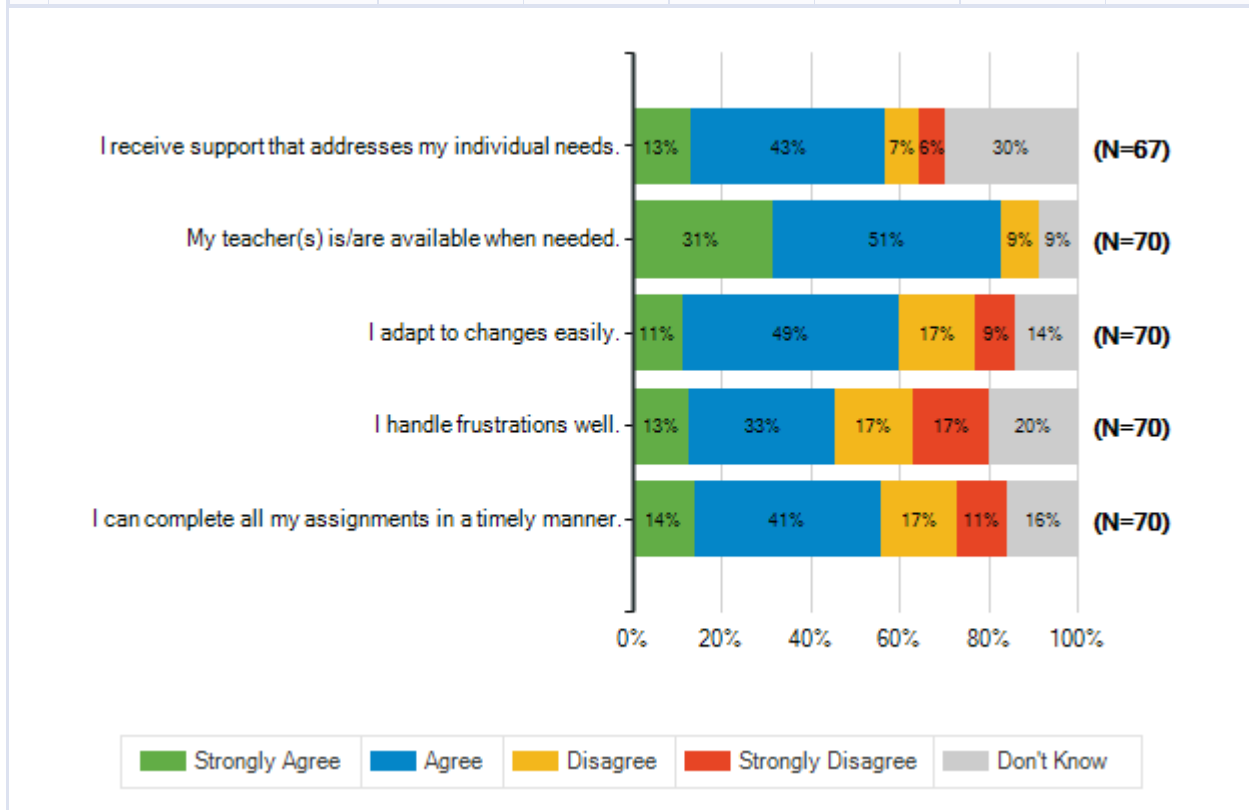
Lamar Consolidated ISD
2020-2021 Campus Climate Survey



Lamar Consolidated ISD
2020-2021 Campus Climate Survey

How strongly do you agree or disagree with each of the following statements?

		Strongly Agree	Agree	Disagree	Strongly Disagree	Don't Know	Total Responses
(a)	I receive support that addresses my individual needs.	9 13%	29 43%	5 7%	4 6%	20 30%	67
(b)	My teacher(s) is/are available when needed.	22 31%	36 51%	6 9%	0 0%	6 9%	70
(c)	I adapt to changes easily.	8 11%	34 49%	12 17%	6 9%	10 14%	70
(d)	I handle frustrations well.	9 13%	23 33%	12 17%	12 17%	14 20%	70
(e)	I can complete all my assignments in a timely manner.	10 14%	29 41%	12 17%	8 11%	11 16%	70



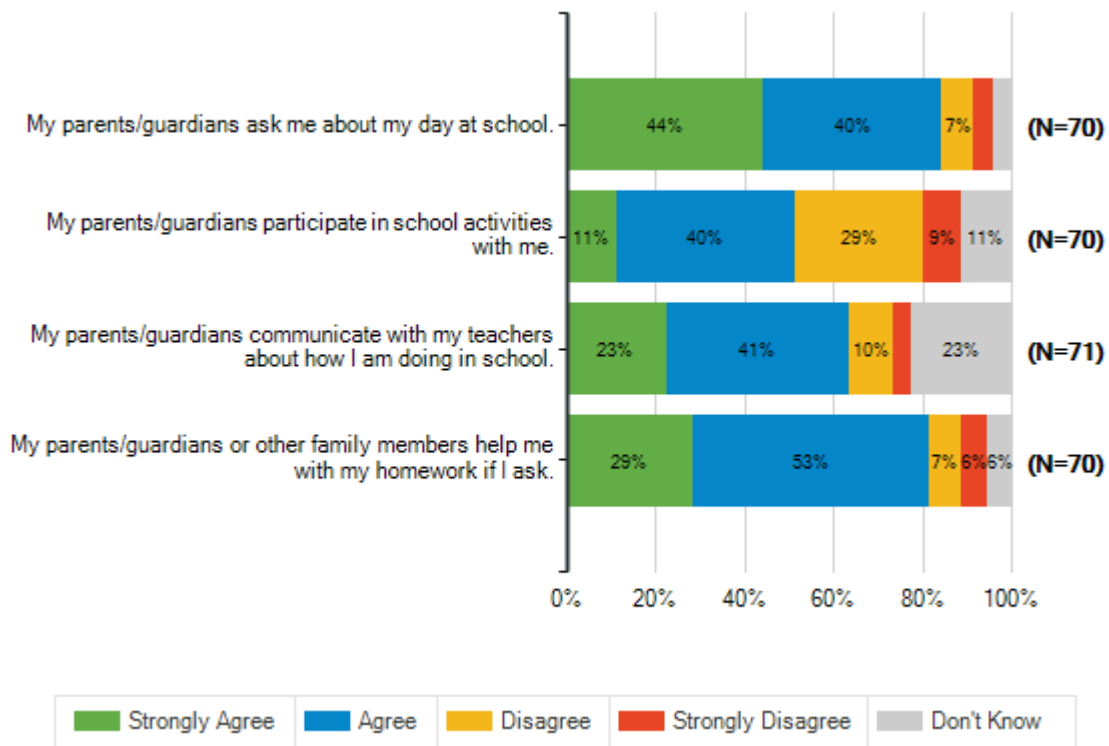
Lamar Consolidated ISD
2020-2021 Campus Climate Survey

How strongly do you agree or disagree with each of the following statements?							
		Strongly Agree	Agree	Disagree	Strongly Disagree	Don't Know	Total Responses
(a)	A principal, teacher, guidance counselor, or college & career facilitator has given me advice on how to apply for scholarships.	0 0%	0 0%	0 0%	0 0%	0 0%	0
(b)	A principal, teacher, guidance counselor, or college & career facilitator has given me advice on how to get into college or workforce development programs.	0 0%	0 0%	0 0%	0 0%	0 0%	0
(c)	A principal, teacher, guidance counselor, or college & career facilitator has explored post-high school career and education paths with me.	0 0%	0 0%	0 0%	0 0%	0 0%	0
There were no responses to this question.							

Lamar Consolidated ISD
2020-2021 Campus Climate Survey

How strongly do you agree or disagree with each of the following statements?

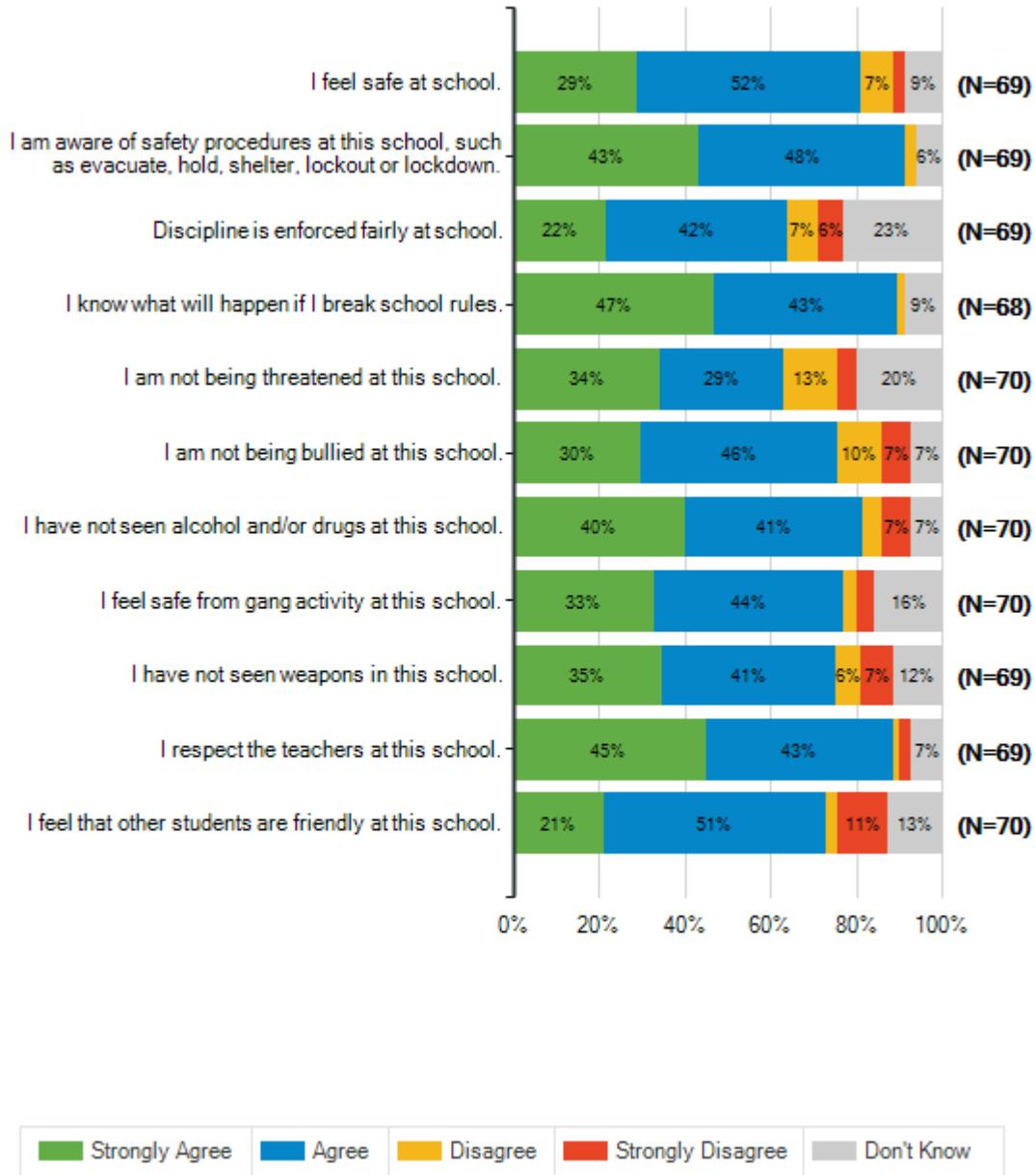
		Strongly Agree	Agree	Disagree	Strongly Disagree	Don't Know	Total Responses
(a)	My parents/guardians ask me about my day at school.	31 44%	28 40%	5 7%	3 4%	3 4%	70
(b)	My parents/guardians participate in school activities with me.	8 11%	28 40%	20 29%	6 9%	8 11%	70
(c)	My parents/guardians communicate with my teachers about how I am doing in school.	16 23%	29 41%	7 10%	3 4%	16 23%	71
(d)	My parents/guardians or other family members help me with my homework if I ask.	20 29%	37 53%	5 7%	4 6%	4 6%	70



Lamar Consolidated ISD
2020-2021 Campus Climate Survey

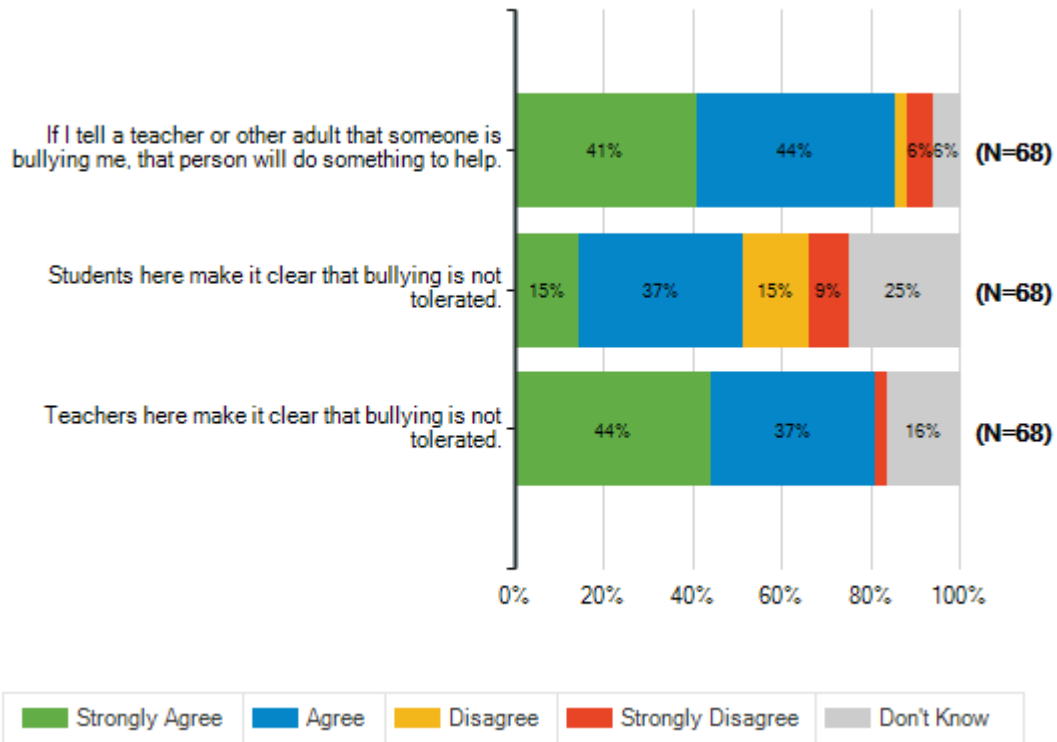
How strongly do you agree or disagree with each of the following statements?							
		Strongly Agree	Agree	Disagree	Strongly Disagree	Don't Know	Total Responses
(a)	I feel safe at school.	20 29%	36 52%	5 7%	2 3%	6 9%	69
(b)	I am aware of safety procedures at this school, such as evacuate, hold, shelter, lockout or lockdown.	30 43%	33 48%	2 3%	0 0%	4 6%	69
(c)	Discipline is enforced fairly at school.	15 22%	29 42%	5 7%	4 6%	16 23%	69
(d)	I know what will happen if I break school rules.	32 47%	29 43%	1 1%	0 0%	6 9%	68
(e)	I am not being threatened at this school.	24 34%	20 29%	9 13%	3 4%	14 20%	70
(f)	I am not being bullied at this school.	21 30%	32 46%	7 10%	5 7%	5 7%	70
(g)	I have not seen alcohol and/or drugs at this school.	28 40%	29 41%	3 4%	5 7%	5 7%	70
(h)	I feel safe from gang activity at this school.	23 33%	31 44%	2 3%	3 4%	11 16%	70
(i)	I have not seen weapons in this school.	24 35%	28 41%	4 6%	5 7%	8 12%	69
(j)	I respect the teachers at this school.	31 45%	30 43%	1 1%	2 3%	5 7%	69
(k)	I feel that other students are friendly at this school.	15 21%	36 51%	2 3%	8 11%	9 13%	70

Lamar Consolidated ISD
2020-2021 Campus Climate Survey



Lamar Consolidated ISD
2020-2021 Campus Climate Survey

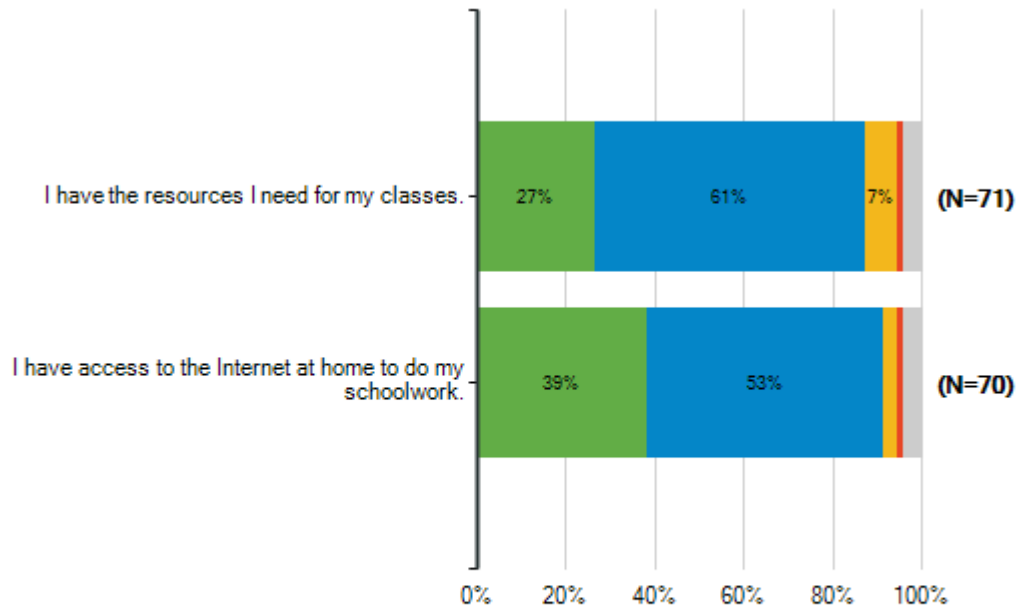
Bullying							
How strongly do you agree or disagree with each of the following statements?							
		Strongly Agree	Agree	Disagree	Strongly Disagree	Don't Know	Total Responses
(a)	If I tell a teacher or other adult that someone is bullying me, that person will do something to help.	28 41%	30 44%	2 3%	4 6%	4 6%	68
(b)	Students here make it clear that bullying is not tolerated.	10 15%	25 37%	10 15%	6 9%	17 25%	68
(c)	Teachers here make it clear that bullying is not tolerated.	30 44%	25 37%	0 0%	2 3%	11 16%	68



Lamar Consolidated ISD
2020-2021 Campus Climate Survey

How strongly do you agree or disagree with each of the following statements?

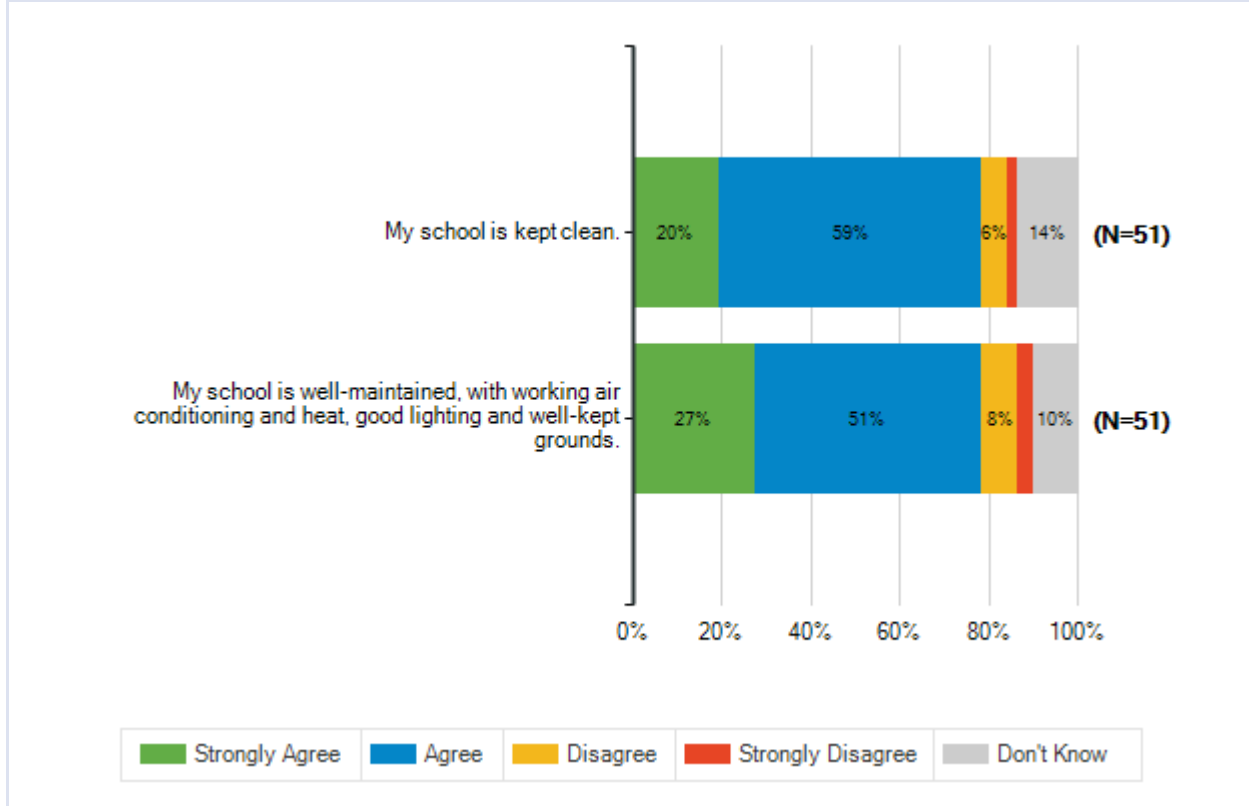
		Strongly Agree	Agree	Disagree	Strongly Disagree	Don't Know	Total Responses
(a)	I have the resources I need for my classes.	19 27%	43 61%	5 7%	1 1%	3 4%	71
(b)	I have access to the Internet at home to do my schoolwork.	27 39%	37 53%	2 3%	1 1%	3 4%	70



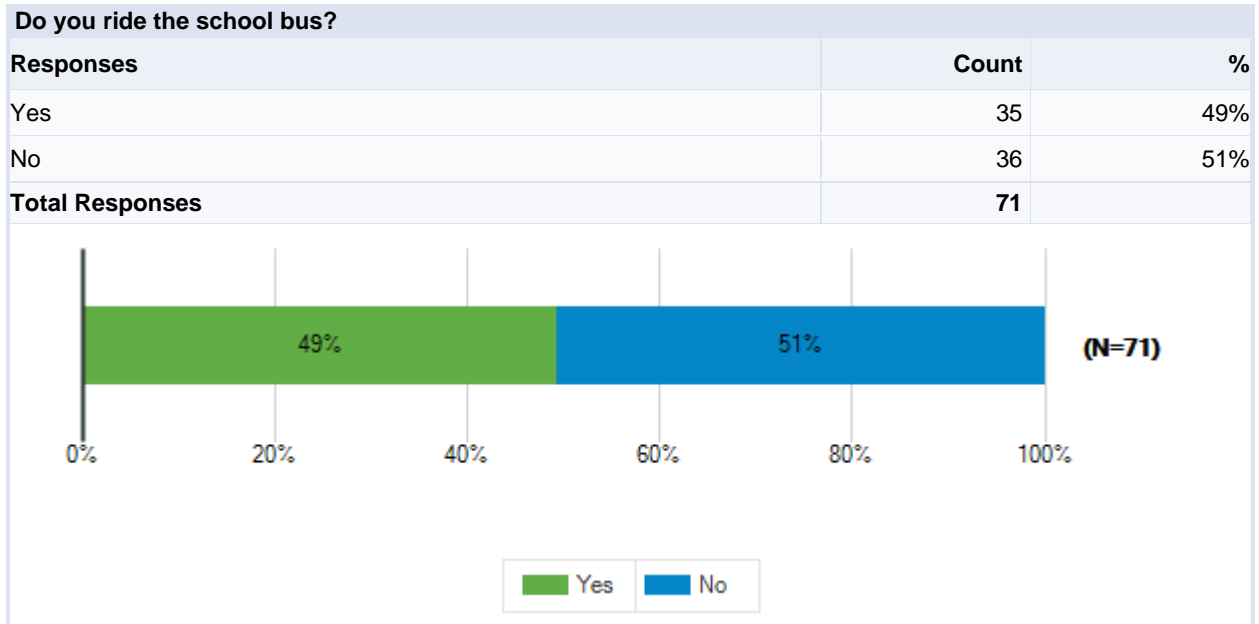
Lamar Consolidated ISD
2020-2021 Campus Climate Survey

How strongly do you agree or disagree with each of the following statements?

		Strongly Agree	Agree	Disagree	Strongly Disagree	Don't Know	Total Responses
(a)	My school is kept clean.	10 20%	30 59%	3 6%	1 2%	7 14%	51
(b)	My school is well-maintained, with working air conditioning and heat, good lighting and well-kept grounds.	14 27%	26 51%	4 8%	2 4%	5 10%	51



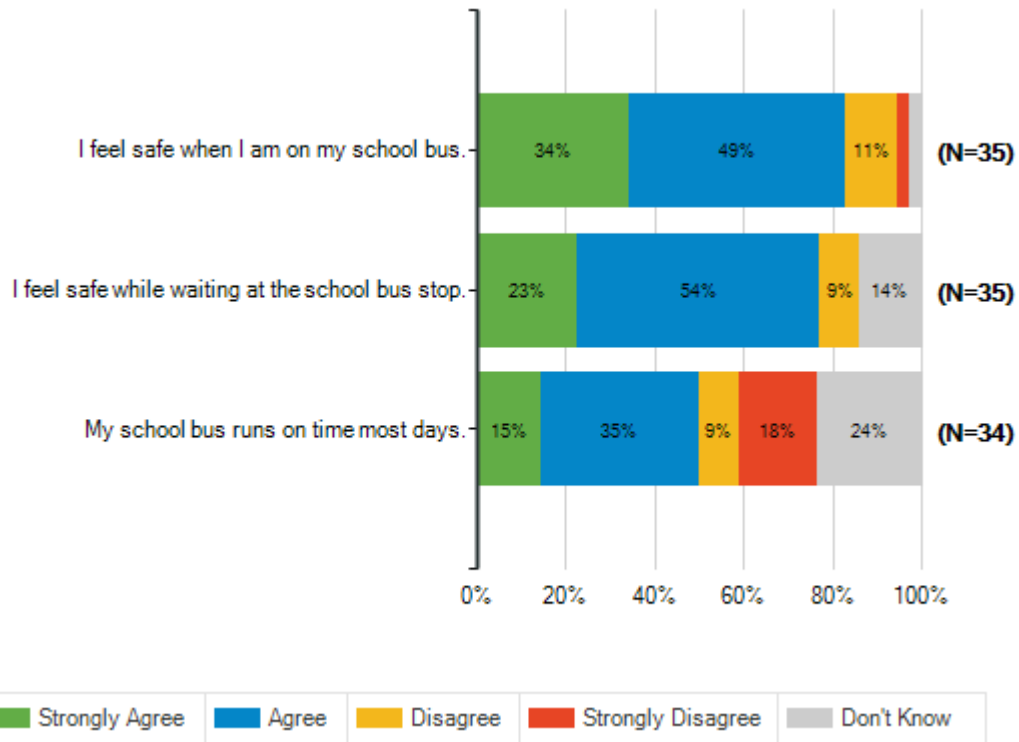
Lamar Consolidated ISD
2020-2021 Campus Climate Survey



Lamar Consolidated ISD
2020-2021 Campus Climate Survey

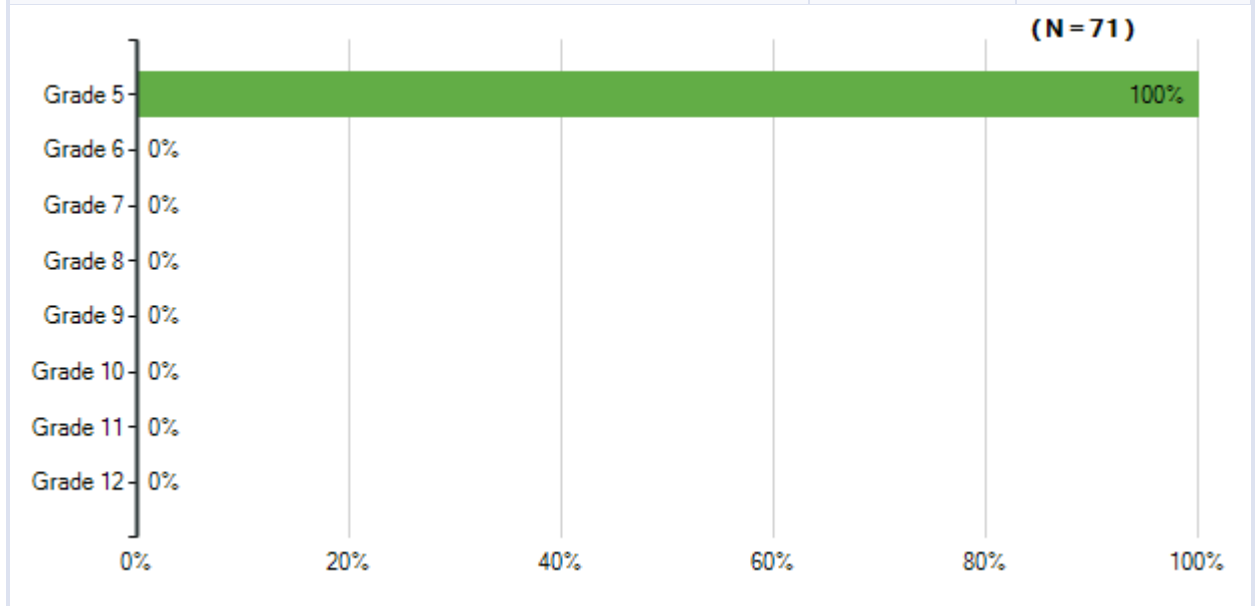
How strongly do you agree or disagree with each of the following statements?

		Strongly Agree	Agree	Disagree	Strongly Disagree	Don't Know	Total Responses
(a)	I feel safe when I am on my school bus.	12 34%	17 49%	4 11%	1 3%	1 3%	35
(b)	I feel safe while waiting at the school bus stop.	8 23%	19 54%	3 9%	0 0%	5 14%	35
(c)	My school bus runs on time most days.	5 15%	12 35%	3 9%	6 18%	8 24%	34

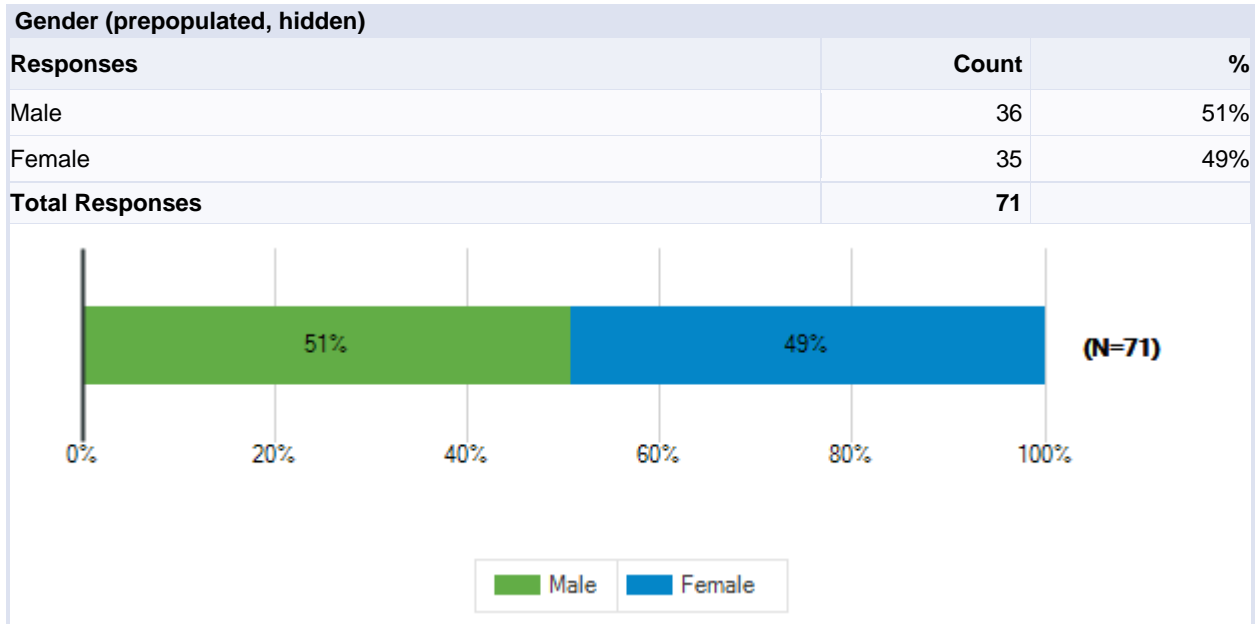


Lamar Consolidated ISD
2020-2021 Campus Climate Survey

Grade Level (prepopulated, hidden)		
Responses	Count	%
Grade 5	71	100%
Grade 6	0	0%
Grade 7	0	0%
Grade 8	0	0%
Grade 9	0	0%
Grade 10	0	0%
Grade 11	0	0%
Grade 12	0	0%
Total Responses	71	

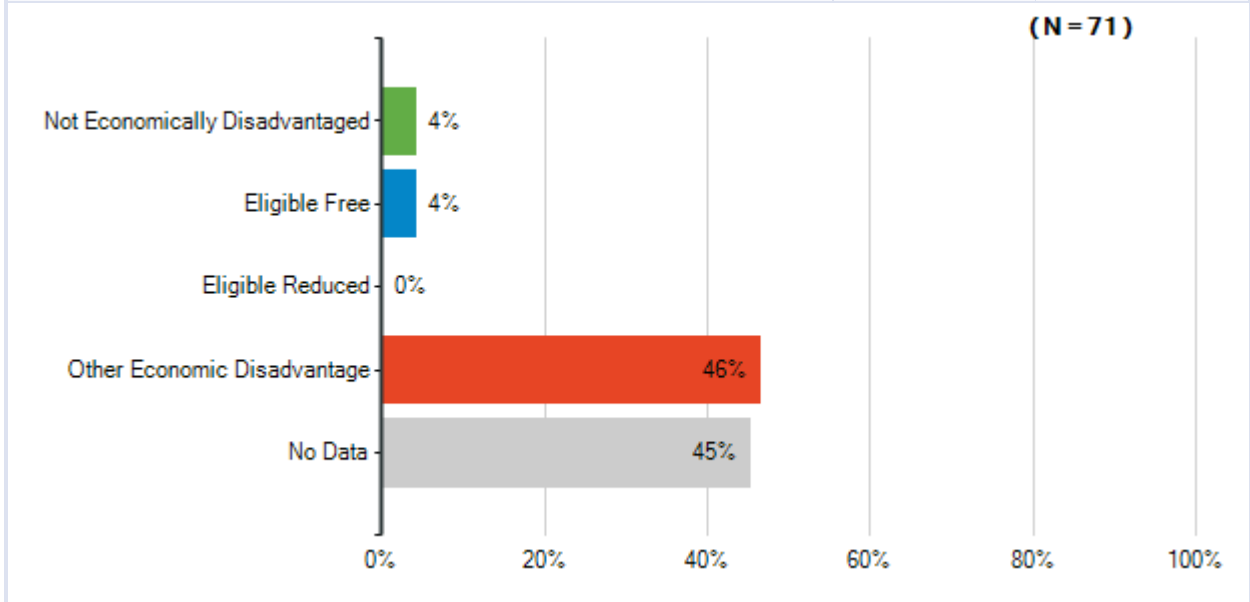


Lamar Consolidated ISD
2020-2021 Campus Climate Survey



Lamar Consolidated ISD
2020-2021 Campus Climate Survey

Free or Reduced Price Meal Status (prepopulated, hidden)		
Responses	Count	%
Not Economically Disadvantaged	3	4%
Eligible Free	3	4%
Eligible Reduced	0	0%
Other Economic Disadvantage	33	46%
No Data	32	45%
Total Responses	71	



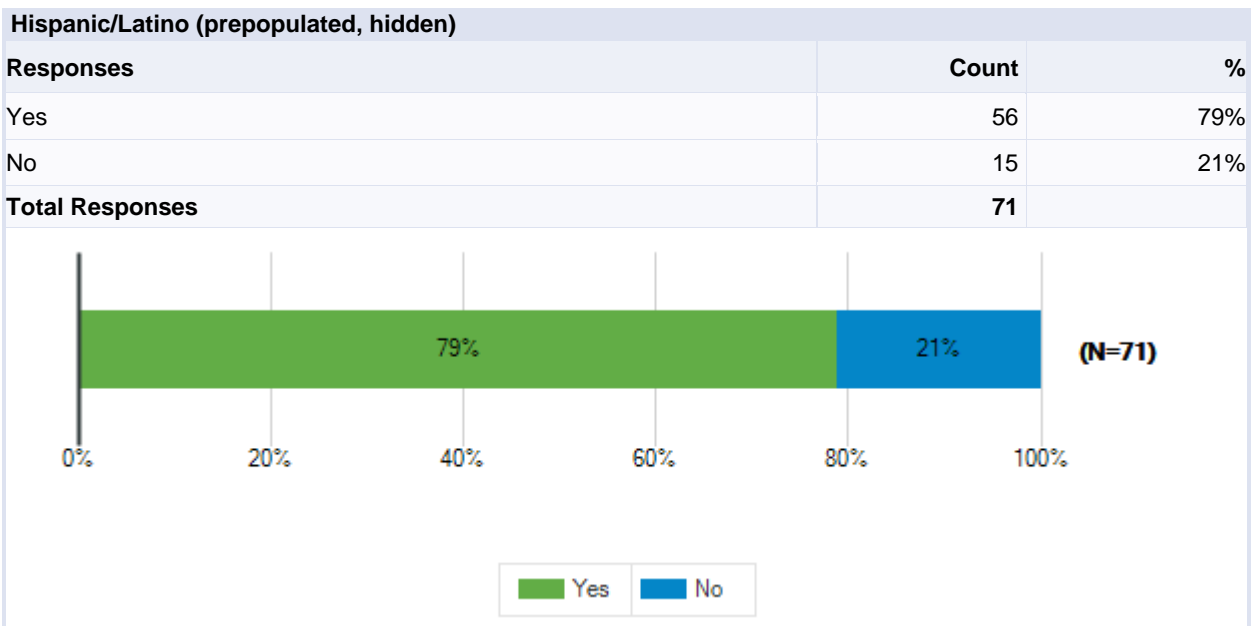
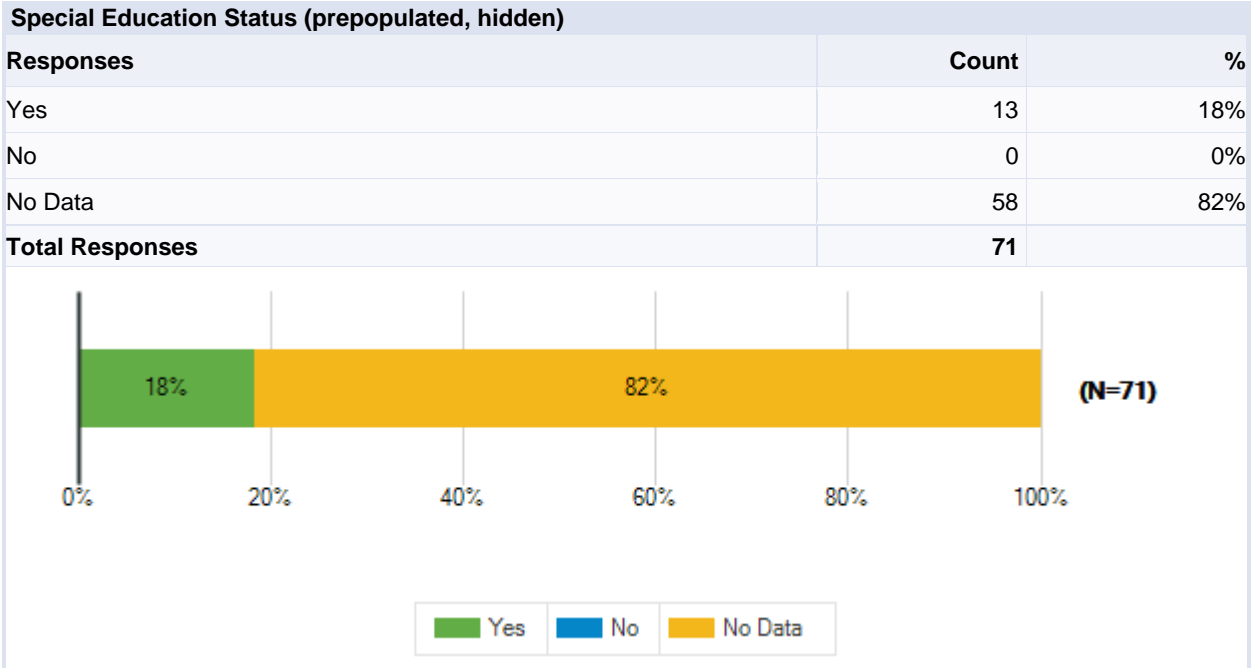
Lamar Consolidated ISD
2020-2021 Campus Climate Survey

Language Spoken at Home (prepopulated, hidden)		
Responses	Count	%
ENGLISH	51	72%
SPANISH	20	28%
YORUBA	0	0%
CHAOCHOW/TEOCHIU	0	0%
TAIWANESE/FORMOSAN/MIN NAN	0	0%
VIETNAMESE	0	0%
ARABIC	0	0%
POLISH	0	0%
MANDARIN	0	0%
OTHER LANGUAGES	0	0%
PORTUGUESE	0	0%
FRENCH	0	0%
CEBUANO	0	0%
HINDI	0	0%
PILIPINO	0	0%
GUJARATI	0	0%
MALAYALAM	0	0%
LUGANDA	0	0%
SWAHILI	0	0%
GERMAN	0	0%
THAI	0	0%
FARSI	0	0%
LINGALA	0	0%
KOREAN	0	0%
TURKISH	0	0%
URDU	0	0%
IBO/IGBO	0	0%
TAMIL	0	0%
CANTONESE	0	0%
BOSNIAN	0	0%
AMHARIC	0	0%
BENGALI	0	0%
INDONESIAN	0	0%
AKAN	0	0%
RUSSIAN	0	0%
PASHTO	0	0%
EFIK	0	0%
CAMBODIAN	0	0%

Lamar Consolidated ISD
2020-2021 Campus Climate Survey

PANJABI	0	0%
JAPANESE	0	0%
TIGRINYA	0	0%
No Data	0	0%
ETHIOPIC	0	0%
SWEDISH	0	0%
AFRIKAANS	0	0%
HAINANESE	0	0%
HAITIAN-CREOLE	0	0%
ILONGGO	0	0%
SINHALESE	0	0%
TIBETAN	0	0%
SERBIAN	0	0%
CROW	0	0%
KRIO	0	0%
CZECH	0	0%
Total Responses	71	

Lamar Consolidated ISD
2020-2021 Campus Climate Survey



Lamar Consolidated ISD
2020-2021 Campus Climate Survey

Race/Ethnicity (prepopulated, hidden)		
Responses	Count	%
White	59	83%
Asian	0	0%
American Indian or Alaskan Native	2	3%
Black or African American	9	13%
Native Hawaiian or Other Pacific Islander	1	1%
Total Responses	71	

