




**WELCOME
TO
FOURTH
GRADE
2024-2025**

4TH GRADE DAILY SCHEDULE



- 7:15-7:30 Block I
- 7:30-8:00 Bulldog Learning Time (BLT)
- 8:00-9:00 Block I
- 9:00-9:50 Specials
- 9:50-11:10 Block I
- 11:10-11:30 Block II
- 11:30-12:00 Recess
- 12:00-12:30 Lunch
- 12:30-2:40 Block II

LCISD GRADING POLICY

- **LANGUAGE ARTS:**

- Language arts grades are a combination of reading and writing grades. These are no longer separate subjects in Skyward family access.
- A minimum of 2 major grades and 7 minor grades will be given each nine weeks for language arts (9 total grades).

- **MATH:**

- A minimum of 2 major grades and 7 minor grades will be given each nine weeks for math (9 total grades).

- **SCIENCE/SOCIAL STUDIES:**

- A minimum of 2 major grades and 5 minor grades will be given each nine weeks for science (7 total grades).

HOMework

When: Monday-Thursday (starts 2nd week of school)

Due/Reviewed: Tuesday-Friday

What:

ELAR:

Reading Plus

20 Minutes of Independent Reading

Spelling Words



Math:

Go Math! Workbook page(s) (ex- odds, evens, front, back)/Marvel Math

Math Facts

DreamBox

Science: (Wednesday only)

Science writing assignment

Consequence for non-participation:

Use School Behavior Chart in daily folder; agenda mark; note/email home; conduct on progress/report card

Homework Nine Weeks Incentives:

For students that receive a S on their report card

Extra Recess



SCIENTIFIC SPELLING

Scientific Spelling will be used as a guide for teaching spelling using the suggested grade level curriculum road map to introduce the new pattern or rule for the week.

What is Scientific Spelling?

Curriculum to teach spelling by using reliable patterns and rules of the English language

- Students learn by analyzing words and grouping them into three categories
 - *Regular*
 - *Rule*
 - *Irregular*
- Aids the retention of words and reinforces basic spelling information.
- No memorization of lists
- Lessons are by grade level

***Students will have spelling assessments on pre-determined dates that will be listed on the spelling rule sheets that come home in the student agenda. Spelling assessments will be averaged into one minor grade at the end of each nine weeks.

Classlink



Your child has all of these great resources available to them on Class Link! Login information is on a label inside your child's agenda! 😊

- Dreambox is a math learning environment that **adapts to** your **student's needs**.
- Students see practice **units and lessons dependent** on how they perform on assessments.
- Dreambox heavily incorporates **manipulatives**.




- Since Dreambox is **adaptive**, teachers have little control over what unit students are working on.
- Dreambox **decides what skills** your student needs to practice and when they are ready for new lessons.

DISTRICT EXPECTATION-
FOR STUDENTS TO MAKE PROGRESS
IT IS RECOMMENDED THAT STUDENTS COMPLETE
5 LESSONS PER WEEK.

HOW TO ACCESS

To access on a PC , your student needs to log in to Classlink. Find the Dreambox icon.



To access Dreambox on an iPad, download the Classlink app **and** the Dreambox app. Login the Classlink app. Find the Dreambox icon. It will prompt you to launch the app. The program will automatically open in the app.

DREAMBOX PARENT TIPS



- Your Parent Dashboard allows you to see lessons/stories completed, tokens earned, a basic log of the time spent on DreamBox, a total time on task, and progress on curriculum categories.
- To create a Parent Dashboard, have your student log-in to his/her DreamBox account. Then, click Setup Parent Access at the bottom of the screen. Then, go to play.dreambox.com to see your [Parent Dashboard](#).

- Encourage students to FINISH lessons.
- Encourage them to use the “Help” (K-8) and “Hint” (3-8) buttons.
- Use only the program. No pencil, paper or calculator
- Don't help students answer problems.
- Encourage a growth mindset. It is okay for students to make mistakes and try their own ideas!

WEEKLY NEWSLETTER

- ❖ The Newsletter will be electronically distributed weekly through Canvas.
- ❖ Newsletters will include events, objectives, important dates and any other information deemed necessary by the grade level.
- ❖ Please make sure that you are signed up and have access to Canvas.



Canvas is our district's Learning Management System. Communications and information can be shared through this tool. Follow these 3 easy steps to ensure you are kept up-to-date with your student's education.

<p>1 Sign in and set your password.</p> <p>A checklist is below. Need further assistance?</p> <p>1st Time Parent Login to Canvas:</p> <ul style="list-style-type: none"><input type="checkbox"/> Make sure you have a valid email in Skyward<input type="checkbox"/> Open the Canvas login page<input type="checkbox"/> Select "Forgot Password"<input type="checkbox"/> Go to your email account<input type="checkbox"/> Open the email from Canvas and create a new password<input type="checkbox"/> Login to Canvas with email address and new password	<p>2 Set Notifications/Add Cell Number</p> <ul style="list-style-type: none">• Notification Settings to turn on: Announcements and Conversations <p>Need further assistance? Check out these resources: bit.ly/canvaslcisd</p> <p>3 Stay Connected</p> <p>Download the Canvas app for your phone.</p> <div data-bbox="1898 1092 2153 1178"> Download on the App Store</div> <div data-bbox="2204 1092 2458 1178"> GET IT ON Google Play</div> <p>https://goo.gl/uE67H https://goo.gl/XK1ebi</p>
--	--

BEHAVIOR INCENTIVES

We will be using House Points and Bulldog Bucks as a positive behavior management tool 😊

We will use the student Conduct Card to communicate any behavior concerns. No news is good news!

The Conduct Card will be brought home daily in the binder and should be signed daily by a parent or guardian.

Name _____

Adolphus Elementary – Grades 1-5


1st NW

Date	Monday	Tuesday	Wednesday	Thursday	Friday
Aug. 14-18					
Aug. 21-Aug. 25					
Aug. 28-Sept. 1					
Sept. 5-8	No School Labor Day				
Sept. 11-15					
Sept. 18-22					
Sept. 25-28					No School Fl. Bend County Fair Day
Oct. 2-5					No School Fall Break
Oct. 10-11	No School Fall Break				


Parents: Please Initial Daily

Common Expectations

Dress Code



Smart Tag



Categories	Work Habits
	1-Uses Time Wisely
	2-Listens Attentively
	3-Follows Directions
	4-Participates
	5-Completes Homework
	6-Works Independently
	Social Behaviors
	A-Displays Positive Attitude
	B-Respects Authority
	C-Respects Others
	D-Exercises Self-Control
	E-Works Well with Others
Category Grade	0-2 Marks Per Category = S
	3-4 Marks Per Category = N
	5+ Marks Per Category = U

Overall Conduct	0-1 N in Category Grade = S
	2-4 N or 1 U in Category Grades = N
	5+ N or 2+ U Category Grades = U
	Any office referral will automatically lower the overall conduct one grade level.
	Loss of conduct card results in an automatic grade of N.
Legend	S = Satisfactory
	N = Needs Improvement
	U = Unsatisfactory

DRESS CODE

Shirts: Solid Red, White, Gray, Black, or Navy Blue

PTO Spirit Wear or Official School Shirts

Bottoms: Black, Red, White, Gray, Navy Blue, Khaki, or Blue Denim

free from rips, tears, or holes

Leggings may be worn under shorts or skirts only

Jackets: When worn in the building, they must be
solid Red, White, Gray, Black, or Navy Blue or
PTO jackets

Shoes: Safe for school, athletic shoes with closed toes and
backs are preferred.

Hair: Clean, well groomed, out of eyes, and non-distracting



Jackets worn in building


Solid Red



Solid White



Solid Black



Solid Navy Blue



Solid Gray



OR

Date _____ Student _____ Grade _____ Teacher _____

This letter is to inform you that your child was not able to participate in P.E. today because he/she was not wearing appropriate attire on his/her feet. Shoes not safe for PE: crocs, sandals, open-toed shoes, boots, slip on shoes, heydudes, vans, dress shoes, mary jane flats, heelys, or shoes with a heel.

This is your child's:

<input type="checkbox"/>	First Note	<input type="checkbox"/>	Second Note	<input type="checkbox"/>	Third Note	<input type="checkbox"/>	Fourth Note	<input type="checkbox"/>	Fifth Note	<input type="checkbox"/>	Sixth Note
--------------------------	------------	--------------------------	-------------	--------------------------	------------	--------------------------	-------------	--------------------------	------------	--------------------------	------------

It is extremely important that your child wears **flat, rubber-sole, tennis shoes with laces or velcro that are fixed firmly on their feet, cover the entire foot for safety during PE.** Your child will be running, jumping, and doing various other physical activities in their tennis shoes. This is a huge safety precaution, a necessity to maintain the gym floor, and it is also part of your student's P.E. skill grade.

- Each time your child does not wear the proper shoes to P.E., he/she will receive a mark in the grade book.
- Three marks in a single 9 weeks will constitute a drop in his/her P.E. skill grade.

I appreciate your cooperation. If you have any questions or concerns, please feel free to contact me at ktosch@lcisd.org
Thank you, Coach Tosch

Sign and Return: _____ Date: _____

Please sign & **return it** the following school day so that I know you have received this notice.



Please learn your child's PE days!

Example: PE Shoe Note


Wear tennis shoes with laces/velcro for P.E. for SAFETY



ID BADGE

Every child will have an ID Badge which is used to

- Track when a student is on the bus
 - Purchase breakfast and lunch
 - Check out books in the library
-
- **\$5 replacement**



ATTENDANCE: ABSENCE POLICY

3 Unexcused Absences:

Teacher contacts parents

4 Unexcused Absences:

Counselor contacts parents

6 Unexcused Absences:

Family Support Specialist contacts parents

8 Unexcused Absences:

Parent meeting with the attendance review committee & intervention plan

10 Unexcused Absences:

Truancy Filed

Up to 5 Parent letters will be accepted for excused absences. Absences after 5 will be marked as unexcused, unless a Doctor's note is presented.

The Texas attendance policy states that a student must be in a class at least 90% of the time if they want to be sure to get credit for that class.

If students miss 18 or more school days, it can prevent them from promoting to the next grade level.

ATTENDANCE: TARDY POLICY

1st - Teacher meets with student to discuss why late

2nd - Teacher meets with student to discuss why late and to find a solution

3rd - Teacher contacts parent by phone as a courtesy to ensure they understand morning procedures and to help find a solution

4th - Counselor meets with student to develop a positive intervention plan

5th - Counselor contacts parent to ensure parent understands morning procedures and explains that next tardy will result in discipline referral.

6th and beyond - Discipline referral automatically entered into Skyward

The tardy count starts at zero each 9- week grading period.



Snack Time

Healthy snacks have been proven to be “brain boosters” and foster alert and well-nourished students. Fourth grade teachers allow students to eat a **healthy snack** at a time suitable for the teacher. It is important that we set good eating habits by choosing our snacks wisely.


Healthy Snacks:

****We are a peanut free classroom. Any items containing peanuts will not be allowed during snack time.**

- Fruits (Please stay away from those too juicy or too messy. Fruits must be already cut up or peeled.)
- Vegetables
- Crackers
- Cheese
- Raisins
- Animal Crackers
- Pretzels
- Granola Bars
- Fruit Bars
- Non-sugar-coated cereals
- Any combination of the above.

Not-So-Healthy Snacks:

- Chips
- Chocolate
- Candy
- Candy Bars
- Cookies
- Sugar-coated cereals



Students may bring a water bottle to keep at their desk. Snacks are optional and will not be shared or provided

SWIM

Hold on to that swimsuit!!

Swimming will be in December

More information to come!



- Mrs. Verrett
- dorothy.verrett@lcisd.org
- Mrs. Alicia Cargill
- alicia.cargill@lcisd.org
- Mrs. Jones
- ejones@lcisd.org
- Mrs. Jacoby
- amy.jacoby@lcisd.org
- Mrs. Cuellar
- priscilla.cuellar@lcisd.org
- Mrs. Carberry
- ncarberry@lcisd.org

- Mrs. Moehlig
- mmoehlig@lcisd.org
- Mrs. Scudder
- megan.scudder@lcisd.org
- Ms. Edwards Special Education Inclusion Teacher
- leslie.edwards@lcisd.org





WELCOME TO ADOLPHUS ELEMENTARY 2024-2025

We will be adding the campus presentation
in our Canvas Announcement for you to view.
It will also be posted on our school's
website.

