

# college & career *information*



# ccmr overview

What is CCMR?

## **College Ready**

- A student who is college ready is prepared for any postsecondary goal without the need for college remediation. The student meets the minimum Texas Success Initiative scores through the SAT, ACT, or TSIA2, please see the scores that are required listed to the right to be exempt from remediation or developmental courses.
- College remediation is when a student will need to enroll in additional developmental courses (English and Math) at a 2 or 4-year institution to prepare a student to complete standard college-level courses. These courses will not count towards the student's degree plan and must be taken prior to enrolling in standard college-level courses.

## **Career Ready**

- The student has completed or is working towards an industry certificate and has also met the TSIA2 benchmark through the SAT, ACT, or TSIA2.

## **Military Ready**

- The student has successfully completed the ASVAB exam and met the required score for a specific branch of the military. The student has completed and submitted enlistment documentation to the recruiter and high school.



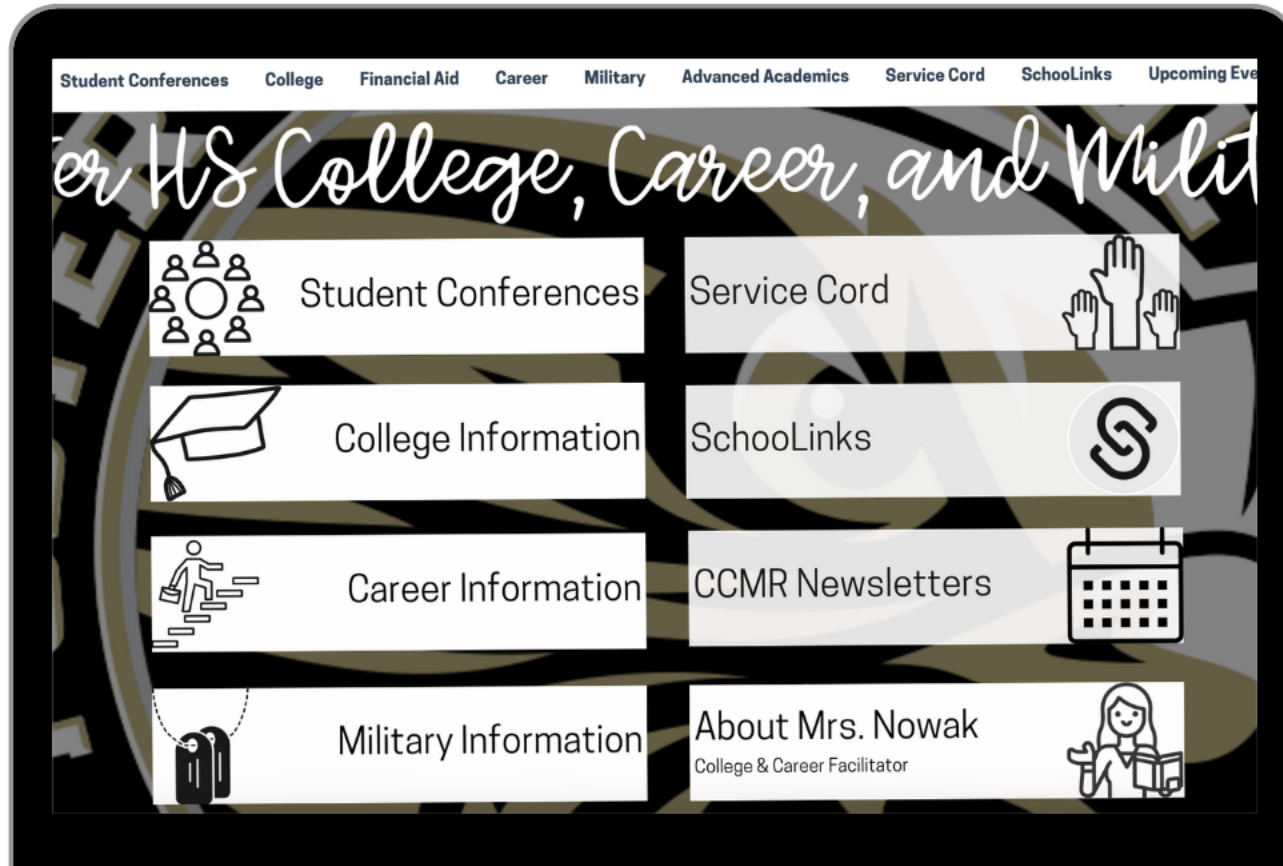
# ccmr overview

## College & Career Readiness Testing

Test	English Language Arts & Reading (ELAR)	Math
SAT	480+	530+
ACT	Combined English & Writing Score: 40	<i>After Feb 2023:</i> 22
TSIA2	<i>MC: 945 and Essay 5</i> <i>OR</i> <i>MC: 910-944, Diag Level: 5-6, Essay 5-8</i>	<i>MC: 950</i> <i>OR</i> <i>MC 910-949, Diag Level: 6</i>



# college/career website



# advanced academics

## **Advanced Placement:**

- A weighted course designed by the College Board that will allow students the opportunity to earn college credit based on a score received on the course exam at the beginning of May. Students can begin taking AP courses their freshman year and do not need to meet specific qualifications, but some courses do have prerequisites.

## **Dual Credit:**

- A partnership with Lone Star College that allows our students to be enrolled at both Foster HS and LSC to earn college credit for the specific weighted courses they are enrolled in. Students must qualify for Dual Credit classes by meeting certain college ready criteria. There are two gradebooks: one for Foster HS and one for LSC, the student must be passing in both to earn college credit at the end of the semester.

## **PAP:**

- A weighted course that will help students prepare for the rigor of the college level courses listed above.

# skyward family access

1

Go to [www.lcisd.org](http://www.lcisd.org) and click on the Family Access tab at the top-left of your screen.



Family Access Link

Login

Family Access Help

Forgot Username/Password

Beginning of Year Forms

Beginning of Year Forms

2

You can check your child's grades, attendance, discipline and more, by choosing the option that you prefer from the menu on the left side of the screen.

Home

New Student Enrollment

Calendar

Gradebook ←

Attendance ←

Student Info

Schedule ←

Discipline ←

Test Scores ←

Endorsements

Portfolio

Login History

3

Example of gradebook.

**Gradebook**

Home: Moulton High School

Verification of Student Information: In general, grades will be posted for assignments within the class. In the grade book, students should speak to teacher.

Online Forms: Missing Assignments exist for: (Show All)

Calendar: Has 1 missing assignment due: 10/25/14 Elements and Principles Review, GRADES 9-12

Class Grades (4):

Class	Q1	Q2	Q3	Q4
GLOBAL HIST ACC Period 1 (7:30 AM - 9:00 AM) Phyllis Sanderson	A	B	B	B
ALGEBRA 2 ACC Period 2 (9:10 AM - 10:40 AM) Rolly O'Connell	C	C	D	D
SPANISH 1 Period 3 (10:50 AM - 12:20 PM) Betty Schmidt	B	A	A	A

**Q1 Progress Report**

Summary: 128.98 out of 138

Due	Assignments	Points Earned	Grade	Missing	No Count	Absent
10/20/14	Chemical Formula Practice	23.2 out of 25	A+			
10/13/14	Ice cream up	4 out of 5	B			
10/08/14	Attention check	5.9 out of 6	A+			
09/23/14	Atomic structure practice	9 out of 9	A+			
09/16/14	Experimental Design	4 out of 5	B			
08/05/14	Signed notebook	1 out of 3	C			
08/05/14	Lab Safety Contract	1 out of 2	B			
Lab		8.75 out of 12	B+			
10/03/14	Intro to constant lab	2.75 out of 3	A-			
10/04/14	Ice lab	3 out of 3	A+			
09/23/14	Icepop lab - lab page	2 out of 6	F			
09/17/14	Density of penny lab	1 out of 3	F			
Quizzes		9 out of 16	F			
09/18/14	Quiz	9 out of 15	D			
Tests		86 out of 104	B			
10/27/14	Periodic Table lab	45 out of 52	B			
09/09/14	Atomic Structure Test	43 out of 52	B-			

3

How to sign-up for email notifications.

At the top of the Family Access screen is a link – MY ACCOUNT.



This link allows you to....

- update Family demographics (*any address change must be done in the office with a Proof of Residency*)
- change your PASSWORD
- set up EMAIL NOTIFICATIONS

**Email Notifications**

Receive Daily Attendance Notifications for my student(s) by

Email  Wall Message  Email and Wall Message

Receive Grading Emails for my student(s) (2)

Assignment/Class Percent Overrides (If blank, the School default low and/or high percent will be used):

Low:  for

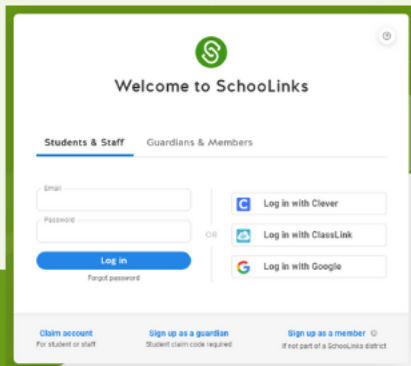
Receive Progress Report Emails for my student(s)

Daily  Weekly (every Saturday)  Monthly (1st of each month)

# How to Access Your Parent Account in SchoolLinks

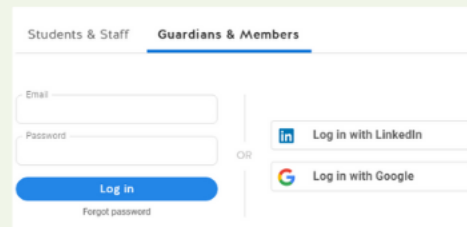
1

Parents will go to <https://app.schoollinks.com/login/k12> and select "Guardians & Members".



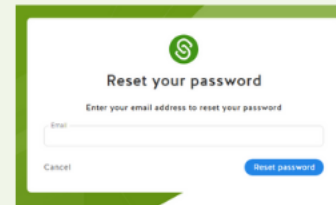
2

Enter the email associated with your Skyward account and click forgot password.



3

This will initiate your password to be reset and you will receive an email. Follow the link in the email and reset your password.



Purpose of SchoolLinks:

- Self Assessments
- Interest Inventories
- Career Research
- College Research
- College Applications
- Transcript Request
- Letters of Recommendation
- Student Resumes
- Financial Aid Tracker
- Scholarship Information
- Volunteer Opportunities
- CCMR Event Information

# How to Access Assessments and Quizzes

## SchoolLinks

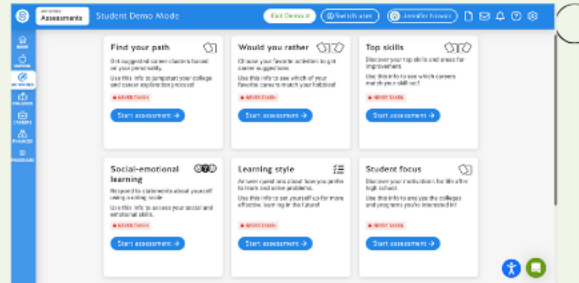
1

Log into SchoolLinks using ClassLink. Look for this icon and log on.



2

Click on the Activities Tab and select Assessments. A choice of assessments/quizzes to complete will appear.



3


- Assessment Options:
- Find Your Path: college and career exploration
  - Would You Rather: career exploration
  - Top Skills: career exploration
  - Social-Emotional Learning: high school/college preparation
  - Learning Styles: high school/college preparation
  - Student Focus: college program exploration



# How to Access District Pathways in SchoolLinks

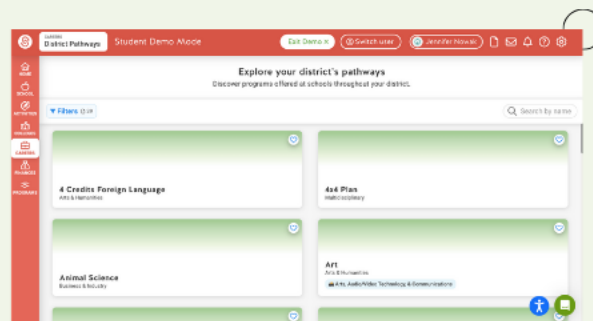
1

Log into SchoolLinks using ClassLink. Look for this icon and log on.



2

Click on the Careers Tab and select Explore Your District's Pathways.



3

District Pathways:  
You can use this tool to explore the different classes for each endorsement. When you select a pathway, you can view the courses and a brief explanation of each course, and other details, such as prerequisites to the course.



# service cord

## What is Service Cord?

- Students who earn 160 of district approved volunteer hours from a non-profit organization earn a white service cord to wear at graduation.
- Students can start to accumulate these volunteer hours their freshman year and earn the total number of hours by April 15 of their senior year.
- Service Cord Guidelines are available on the district website.
- Service Cord is not a graduation requirement.



# service cord

## Deadline Dates:

September 5	Hours served after May 1st- September 14th are considered "summer hours" and must be entered, AND VERIFIED by supervisor, by September 15 of the following school year, for approval.
December 15	All hours completed between September 15th – December 14th must be entered, AND VERIFIED by supervisor, by December 15th, for approval.
April 15- Seniors Only	Senior year service hours completed from December 15th through April 14th must be submitted, AND VERIFIED by supervisor, by April 15th, for approval. Any hours submitted or verified after April 15th will not be considered.
May 1	All hours completed from December 15th through April 30th must be submitted, AND VERIFIED, by no later than May 1st.
Hours should not be retroactively entered (e.g., seniors entering hours from freshman year—this is due to the bookkeeping and verification requirements of the supervising agency) and will not be approved.	

# How to Log Your Service Cord Hours in SchoolLinks

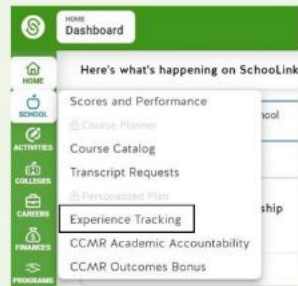
1

Log into SchoolLinks using ClassLink. Look for this icon and log on.



2

In SchoolLinks, on the left-hand side of the home page, click on the apple icon labeled "School". Then click experience tracking.



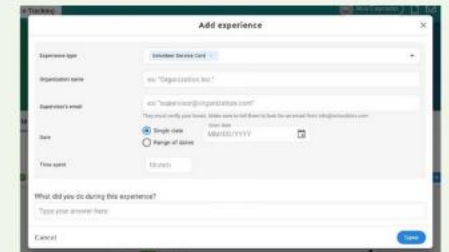
3

Once you click on experience tracking, it will bring you to a page that displays all of the hours you have logged. On the right side, click the blue button labeled "add experience".



4

Fill out the form including the date, number of hours, and a description of what you did to volunteer. Then click save and you're done!



## SUCCESS! You've added volunteer hours!

### NOTE

Hours must be verified by your volunteer supervisor first and then your College & Career Facilitator will approve your hours.  
\*If you notice your volunteer has yet to verify your hours be sure to reach out to them so you do not miss the deadline for your hours.

# How to Search, Favorite, and Apply for Scholarships in SchoolLinks

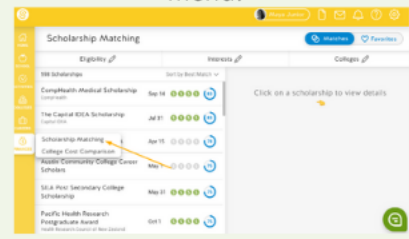
1

Log into SchoolLinks using ClassLink. Look for this icon and log on.



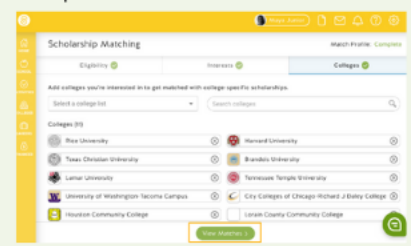
2

From the dashboard, click the Finances icon on the left-hand navigation bar and select Scholarship Matching from the side menu.



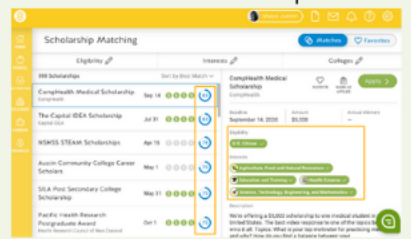
3

Complete the 3 segments (eligibility, interests, & colleges). Once you've completed each section (or as much as you want to complete), click on View Matches.



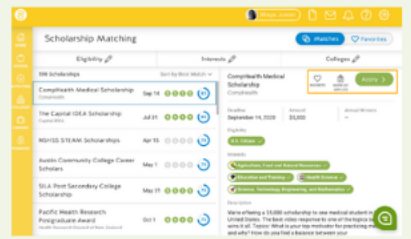
4

Your scholarship matches will be given a score from 1-100 based on how well the scholarship matches your profile. You can click on a scholarship to see the specific areas where you matched for this scholarship.



5

Click the scholarship you want to apply for. You can Favorite the scholarship so that it shows on your favorites list. You can apply by clicking Apply which will take you to the scholarship application. If you apply for a scholarship, use the Mark as Applied button.



# contact

# information



jennifer.nowak@lcisd.org



@FHS\_CCMR



@FHS\_CCMR



<https://educateme.my.canva.site/fhs-ccmr>