

Lamar Consolidated Independent School District
Wessendorff Middle School
2024-2025 Campus Improvement Plan



Mission Statement

Mission Statement

Wessendorff Middle School is dedicated to ensuring high levels of learning and character development for all students.

Vision

Vision Statement

We will become an inclusive and culturally responsive learning community by creating a legacy of excellence that inspires pride in learning.

Table of Contents

| | |
|--|----|
| Comprehensive Needs Assessment | 4 |
| Demographics | 4 |
| School Processes & Programs | 5 |
| Perceptions | 6 |
| Priority Problem Statements | 7 |
| Goals | 8 |
| Goal 1: On the 2025 6th- grade Math STAAR test, students will achieve 82% or above approaches; 42% or above meets; and 15% or above masters. | 8 |
| Goal 2: On the 2025 6th-grade Reading STAAR test, students will achieve 85% or above approaches; 60% or above meets; and 25% or above masters. | 12 |
| Goal 3: By the conclusion of the 2024-25 school year, the overall perception of the campus will increase by 10% as evidenced by the End of Year Campus Climate Survey. ... | 16 |
| Campus Funding Summary | 19 |

Comprehensive Needs Assessment

Revised/Approved: June 17, 2024

Demographics

Demographics Summary

Wessendorff is a 6th-grade only school in Lamar CISD. Wessendorff has a current student enrollment for the 2024-2025 school year of approximately 430 6th-grade students. Wessendorff services central and north Richmond and Rosenberg. Wessendorff is on the Blue Track and receives students from elementary schools that include Phelan, Pink, Jane Long, Austin, Smith, and Hutchinson. Our campus demographics are diverse with an ethnic distribution of 51% Hispanic, 7% Asian, 29% African American, and 10% White. The campus is also comprised of 64% Economically Disadvantaged students. Wessendorff's special populations include 23% English Learners, 22% Special Education students and 52% of the student population is considered at risk.

Demographics Strengths

Wessendorff is a neighborhood school. Many students are legacy students, whose grandparents, parents, or siblings attended Wessendorff. Our staff offers much diversity in age, experience, and various ethnic backgrounds. The majority of the the staff are returning teachers. Students participate in fine arts programs including band, orchestra, art, theatre arts, Kick Start and choir. Students are enrolled in Pre-Advanced Placement programs for math, reading, science and social studies. Teacher experience ranges from 1 to 30 years. All teachers are encouraged to get their ESL and GT certifications.

Problem Statements Identifying Demographics Needs

Problem Statement 1 (Prioritized): Over half of the student population is considered at risk. **Root Cause:** The impacts of the lack of instruction during the COVID pandemic are still present and students require additional support to help fill the academic gaps.

School Processes & Programs

School Processes & Programs Summary

Teams meet weekly to collaboratively plan lessons with the instructional coaches. Teachers who aspire leadership positions are provided with leadership opportunities. These teachers are involved in site-based decision-making and providing professional development to their colleagues. The administrative team conducts weekly classroom walkthroughs to ensure teachers are implementing data-based learning strategies, then teachers are provided with immediate feedback. Professional Learning Communities (PLCs) meet regularly to evaluate and adjust instruction to meet the needs of students. To ensure academic success, teams review data, discuss strategies, model strategies, observe teachers, plan lessons, develop assessments, share best practices, and meet with instructional coaches. The master schedule will include a full day every other week of planning time for for core teachers.

School Processes & Programs Strengths

At Wessorff we have two instructional coaches and a behavior coordinator. Each of these staff members plays an integral role in supporting teachers, staff, and students.

Perceptions

Perceptions Summary

Parent engagement has increased as our parent organization called The Mustang Support Squad has become more established. Staff retention is strong with only two teachers leaving for family reasons and two staff members being promoted. The Culture and Climate survey revealed a need for more communication between teachers and parents and more respectful student-to-student interactions.

Perceptions Strengths

Parent Engagement has increased. Teachers are returning to WMS and feel supported. PBIS events make the campus fun for students.

Problem Statements Identifying Perceptions Needs

Problem Statement 1 (Prioritized): Students do not feel like they are being respected by their peers.

Problem Statement 2 (Prioritized): Parents want better communication from teachers.

Priority Problem Statements

Problem Statement 1: Over half of the student population is considered at risk.

Root Cause 1: The impacts of the lack of instruction during the COVID pandemic are still present and students require additional support to help fill the academic gaps.

Problem Statement 1 Areas: Demographics

Problem Statement 2: STAAR data shows a lack of growth in the "approaches" category in both Reading and Math.

Root Cause 2: A lack of consistent quality Tier I instruction in Reading and Math.

Problem Statement 2 Areas: Student Learning

Problem Statement 3: Students do not feel like they are being respected by their peers.

Root Cause 3:

Problem Statement 3 Areas: Perceptions

Problem Statement 4: Parents want better communication from teachers.

Root Cause 4:

Problem Statement 4 Areas: Perceptions

Goals

Goal 1: On the 2025 6th- grade Math STAAR test, students will achieve 82% or above approaches; 42% or above meets; and 15% or above masters.

Performance Objective 1: Improve the quality of Tier I instruction in Math classrooms.


High Priority

Evaluation Data Sources: Instructional walks, lesson plans, PLC agendas, benchmark scores.

| Strategy 1 Details | Formative Reviews | | |
|---|-------------------|-----|------|
| <p>Strategy 1: We will use data from formative assessments to individualize instruction for students. Teachers will use the blended learning model to work with students in small groups to differentiate instruction based on individual student data. Teachers will also provide individual help for students during morning tutorials.</p> <p>Strategy's Expected Result/Impact: Increased mastery of TEKS</p> <p>Staff Responsible for Monitoring: Teachers, Instructional Coaches, Administration</p> <p>Title I: 2.4, 2.5, 2.6</p> <p>- TEA Priorities: Build a foundation of reading and math</p> <p>- ESF Levers: Lever 5: Effective Instruction</p> <p>- Targeted Support Strategy</p> <p>Problem Statements: Student Learning 1</p> | Formative | | |
| | Nov | Feb | June |
| | | | |

| Strategy 2 Details | Formative Reviews | | |
|---|-------------------|-----|------|
| <p>Strategy 2: Teachers will collaborate in Professional Learning Communities to plan rigorous lessons using backward planning and researched-based pedagogy. Teachers will be provided with an additional day bi-weekly to plan high-quality lessons as a part of our Innovative School Day Plan.</p> <p>Strategy's Expected Result/Impact: Decrease the need for Tier 2 and 3 Interventions due to higher quality Tier 1 instruction.</p> <p>Staff Responsible for Monitoring: Teachers, Instructional Coaches, Administration</p> <p>Title I: 2.4, 2.5, 2.6</p> <p>- TEA Priorities: Build a foundation of reading and math</p> <p>- ESF Levers: Lever 5: Effective Instruction</p> <p>Problem Statements: Student Learning 1</p> | Formative | | |
| | Nov | Feb | June |
| | | | |







Performance Objective 1 Problem Statements:

| Student Learning |
|---|
| <p>Problem Statement 1: STAAR data shows a lack of growth in the "approaches" category in both Reading and Math. Root Cause: A lack of consistent quality Tier I instruction in Reading and Math.</p> |

Goal 1: On the 2025 6th- grade Math STAAR test, students will achieve 82% or above approaches; 42% or above meets; and 15% or above masters.

Performance Objective 2: Identify Tier 2 and 3 students using various data points and provide targeted interventions.

Evaluation Data Sources: Shared Summatives, course grades, teacher and parent input

| Strategy 1 Details | Formative Reviews | | |
|---|-------------------|------------|-------------|
| <p>Strategy 1: Students will attend lunch-time tutorials and receive additional small group support on Innovative School Days.</p> <p>Strategy's Expected Result/Impact: Increased mastery of TEKS</p> <p>Staff Responsible for Monitoring: Teachers, Instructional Coaches, Administrators, Counselor</p> <p>Title I: 2.4, 2.5, 2.6</p> <p>- TEA Priorities: Build a foundation of reading and math, Improve low-performing schools</p> <p>- ESF Levers: Lever 5: Effective Instruction</p> <p>- Targeted Support Strategy</p> <p>Problem Statements: Demographics 1</p> | Formative | | |
| | Nov | Feb | June |
| | | | |
| Strategy 2 Details | Formative Reviews | | |
| <p>Strategy 2: Build teacher capacity to make individualized instructional decisions to support at-risk populations such as Emergent Bilingual students and students receiving Special Education services. Teachers will be provided with intentional professional development sessions and participate in a book study over the 7-Steps to a Language Rich Classroom.</p> <p>Strategy's Expected Result/Impact: Emergent Bilingual Student achievement on TELPAS and STAAR will improve.</p> <p>Staff Responsible for Monitoring: Teachers, Instructional Coaches, EB Specialist, Administrators</p> <p>Title I: 2.4, 2.5, 2.6</p> <p>- TEA Priorities: Build a foundation of reading and math, Improve low-performing schools</p> <p>- ESF Levers: Lever 5: Effective Instruction</p> <p>- Targeted Support Strategy - Additional Targeted Support Strategy</p> <p>Problem Statements: Demographics 1</p> | Formative | | |
| | Nov | Feb | June |
| | | | |
|  No Progress  Accomplished  Continue/Modify  Discontinue | | | |

Performance Objective 2 Problem Statements:

| Demographics |
|--|
| Problem Statement 1: Over half of the student population is considered at risk. Root Cause: The impacts of the lack of instruction during the COVID pandemic are still present and students require additional support to help fill the academic gaps. |





Goal 2: On the 2025 6th-grade Reading STAAR test, students will achieve 85% or above approaches; 60% or above meets; and 25% or above masters.

Performance Objective 1: Improve the quality of Tier I instruction in Reading classrooms.

High Priority

Evaluation Data Sources: Instructional walks, lesson plans, PLC agendas, benchmark scores.

| Strategy 1 Details | Formative Reviews | | |
|--|-------------------|------------|-------------|
| <p>Strategy 1: We will use data from formative assessments to individualize instruction for students. Teachers will use the blended learning model to work with students in small groups to differentiate instruction based on individual student data. Teachers will also provide individual help for students during morning tutorials.</p> <p>Strategy's Expected Result/Impact: Increased mastery of TEKS.</p> <p>Staff Responsible for Monitoring: Teachers, Instructional Coaches, Administration</p> <p>Title I: 2.4, 2.5, 2.6</p> <p>- TEA Priorities: Build a foundation of reading and math</p> <p>- ESF Levers: Lever 5: Effective Instruction</p> <p>- Targeted Support Strategy</p> <p>Problem Statements: Student Learning 1</p> | Formative | | |
| | Nov | Feb | June |
| | | | |
| Strategy 2 Details | Formative Reviews | | |
| <p>Strategy 2: Teachers will collaborate in Professional Learning Communities to plan rigorous lessons using backward planning and researched-based pedagogy. Teachers will be provided with an additional day bi-weekly to plan high-quality lessons as a part of our Innovative School Day Plan.</p> <p>Strategy's Expected Result/Impact: Decrease the need for Tier 2 and 3 Interventions due to higher quality Tier 1 instruction.</p> <p>Staff Responsible for Monitoring: Teachers, Instructional Coaches, Administration</p> <p>Title I: 2.4, 2.5, 2.6</p> <p>- TEA Priorities: Build a foundation of reading and math</p> <p>- ESF Levers: Lever 5: Effective Instruction</p> <p>Problem Statements: Demographics 1</p> | Formative | | |
| | Nov | Feb | June |
| | | | |

| Strategy 3 Details | Formative Reviews | | |
|--|-------------------|-----|------|
| <p>Strategy 3: All teachers will teach a campus-wide writing protocol for short-constructed responses.</p> <p>Strategy's Expected Result/Impact: Student writing scores will improve.</p> <p>Staff Responsible for Monitoring: Teachers, Instructional Coaches, EB Specialist, Administrators.</p> <p>Title I: 2.4, 2.6</p> <p>- TEA Priorities: Improve low-performing schools</p> <p>- ESF Levers: Lever 4: High-Quality Instructional Materials and Assessments, Lever 5: Effective Instruction</p> <p>- Targeted Support Strategy</p> <p>Problem Statements: Demographics 1 - Student Learning 1</p> | Formative | | |
| | Nov | Feb | June |
| | | | |
| <div style="display: flex; justify-content: space-around; align-items: center;"> <div style="text-align: center;"> No Progress</div> <div style="text-align: center;"> Accomplished</div> <div style="text-align: center;"> Continue/Modify</div> <div style="text-align: center;"> Discontinue</div> </div> | | | |

Performance Objective 1 Problem Statements:

| Demographics |
|---|
| <p>Problem Statement 1: Over half of the student population is considered at risk. Root Cause: The impacts of the lack of instruction during the COVID pandemic are still present and students require additional support to help fill the academic gaps.</p> |
| Student Learning |
| <p>Problem Statement 1: STAAR data shows a lack of growth in the "approaches" category in both Reading and Math. Root Cause: A lack of consistent quality Tier I instruction in Reading and Math.</p> |


Goal 2: On the 2025 6th-grade Reading STAAR test, students will achieve 85% or above approaches; 60% or above meets; and 25% or above masters.


Performance Objective 2: Identify Tier 2 and 3 students using various data points and provide targeted interventions.

Evaluation Data Sources: Shared summative, course grades, teacher and parent input

| Strategy 1 Details | Formative Reviews | | |
|--|-------------------|------------|-------------|
| <p>Strategy 1: Students will attend lunch-time tutorials and receive additional small group support on Innovative School Days.</p> <p>Strategy's Expected Result/Impact: Teachers, Increased mastery of TEKS</p> <p>Staff Responsible for Monitoring: Teachers, Instructional Coaches, Administrators, Counselor</p> <p>Title I: 2.5, 2.6</p> <p>- TEA Priorities: Build a foundation of reading and math, Improve low-performing schools</p> <p>- ESF Levers: Lever 5: Effective Instruction</p> <p>- Targeted Support Strategy</p> <p>Problem Statements: Demographics 1</p> | Formative | | |
| | Nov | Feb | June |
| | | | |
| Strategy 2 Details | Formative Reviews | | |
| <p>Strategy 2: Build teacher capacity to individualize instructional decisions to support at-risk populations such as Emergent Bilingual students and students receiving Special Education services. Teachers will be provided with intentional professional development sessions and participate in a book student over the 7-Steps to a Language Rich Classroom.</p> <p>Strategy's Expected Result/Impact: Emergent Bilingual Student achievement on TELPAS and STAAR will improve.</p> <p>Staff Responsible for Monitoring: Teachers, Instructional Coaches, EB Specialist, Administrators.</p> <p>Title I: 2.4, 2.5, 2.6</p> <p>- TEA Priorities: Build a foundation of reading and math, Improve low-performing schools</p> <p>- ESF Levers: Lever 5: Effective Instruction</p> <p>- Targeted Support Strategy - Additional Targeted Support Strategy</p> <p>Problem Statements: Demographics 1</p> <p>Funding Sources: - 199 PIC 25 State Bilingual/ESL - \$3,600</p> | Formative | | |
| | Nov | Feb | June |
| | | | |

 No Progress

 Accomplished

 Continue/Modify

 Discontinue

Performance Objective 2 Problem Statements:

Demographics

Problem Statement 1: Over half of the student population is considered at risk. **Root Cause:** The impacts of the lack of instruction during the COVID pandemic are still present and students require additional support to help fill the academic gaps.





Goal 3: By the conclusion of the 2024-25 school year, the overall perception of the campus will increase by 10% as evidenced by the End of Year Campus Climate Survey.

Performance Objective 1: There will be an increase in positive peer-to-peer interactions.

High Priority

Evaluation Data Sources: K-12 Survey

| Strategy 1 Details | Formative Reviews | | |
|---|-------------------|------------|-------------|
| <p>Strategy 1: Students will participate in "platoons" on Innovative School Days that encourage teamwork. Strategy's Expected Result/Impact: Students will report more positive peer-to-peer interactions. Staff Responsible for Monitoring: Teachers, Counselor, Administrators</p> <p>Title I: 2.5 - ESF Levers: Lever 3: Positive School Culture Problem Statements: Perceptions 1</p> | Formative | | |
| | Nov | Feb | June |
| | | | |
| Strategy 2 Details | Formative Reviews | | |
| <p>Strategy 2: Students will also participate in Character Counts lessons in their platoons on Innovative School Days. Strategy's Expected Result/Impact: Students will report more positive peer-to-peer interactions. Staff Responsible for Monitoring: Teachers, Counselors, Administrators</p> <p>Title I: 2.5 - ESF Levers: Lever 3: Positive School Culture Problem Statements: Perceptions 1</p> | Formative | | |
| | Nov | Feb | June |
| | | | |

| Strategy 3 Details | Formative Reviews | | |
|--|-------------------|-----|------|
| <p>Strategy 3: The campus behavior coordinator will analyze and address student behavior needs based on discipline data. PBIS will be used to promote a positive culture among students.</p> <p>Strategy's Expected Result/Impact: Fewer Discipline Referrals</p> <p>Staff Responsible for Monitoring: Behavior Coordinator, Administration</p> <p>Title I: 2.5</p> <p>- ESF Levers: Lever 3: Positive School Culture</p> <p>Problem Statements: Perceptions 1</p> <p>Funding Sources: - 211 Title I, Part A - \$85,200</p> | Formative | | |
| | Nov | Feb | June |
| | | | |
| <p style="text-align: center;">  No Progress  Accomplished  Continue/Modify  Discontinue </p> | | | |





Performance Objective 1 Problem Statements:

| Perceptions |
|---|
| <p>Problem Statement 1: Students do not feel like they are being respected by their peers.</p> |

Goal 3: By the conclusion of the 2024-25 school year, the overall perception of the campus will increase by 10% as evidenced by the End of Year Campus Climate Survey.

Performance Objective 2: Increase teacher-parent communication.

Evaluation Data Sources: K-12 Survey

| Strategy 1 Details | Formative Reviews | | |
|--|-------------------|-----|------|
| <p>Strategy 1: Teachers will contact parents of struggling students a minimum of twice a six-week period. Teachers must communicate about missing work, ways to improve grades, and tutorial times. All teachers will be accountable for turning in a contact log each six-week period.</p> <p>Strategy's Expected Result/Impact: Parents will report feeling more engaged in student learning.</p> <p>Staff Responsible for Monitoring: Teachers, Administrators</p> <p>Title I: 4.2</p> <p>- ESF Levers: Lever 3: Positive School Culture</p> <p>Problem Statements: Perceptions 2</p> | Formative | | |
| | Nov | Feb | June |
| | | | |
| <div style="display: flex; justify-content: space-around; align-items: center;">  No Progress  Accomplished  Continue/Modify  Discontinue </div> | | | |

Performance Objective 2 Problem Statements:

| Perceptions |
|---|
| <p>Problem Statement 2: Parents want better communication from teachers.</p> |

Campus Funding Summary

| 211 Title I, Part A | | | | | |
|--|-----------|----------|------------------|--------------|-------------|
| Goal | Objective | Strategy | Resources Needed | Account Code | Amount |
| 3 | 1 | 3 | | | \$85,200.00 |
| Sub-Total | | | | | \$85,200.00 |
| Budgeted Fund Source Amount | | | | | \$85,200.00 |
| +/- Difference | | | | | \$0.00 |
| 199 PIC 24 State Compensatory Ed (SCE) Accelerated | | | | | |
| Goal | Objective | Strategy | Resources Needed | Account Code | Amount |
| | | | | | \$0.00 |
| Sub-Total | | | | | \$0.00 |
| Budgeted Fund Source Amount | | | | | \$7,788.00 |
| +/- Difference | | | | | \$7,788.00 |
| 199 PIC 25 State Bilingual/ESL | | | | | |
| Goal | Objective | Strategy | Resources Needed | Account Code | Amount |
| 2 | 2 | 2 | | | \$3,600.00 |
| Sub-Total | | | | | \$3,600.00 |
| Budgeted Fund Source Amount | | | | | \$3,600.00 |
| +/- Difference | | | | | \$0.00 |
| Grand Total Budgeted | | | | | \$96,588.00 |
| Grand Total Spent | | | | | \$88,800.00 |
| +/- Difference | | | | | \$7,788.00 |