



# 23-24 Student School Climate Survey

Survey Results

**George Junior High**

Lamar Consolidated ISD  
February 12 - March 4, 2024



Lamar Consolidated ISD  
23-24 Student School Climate Survey

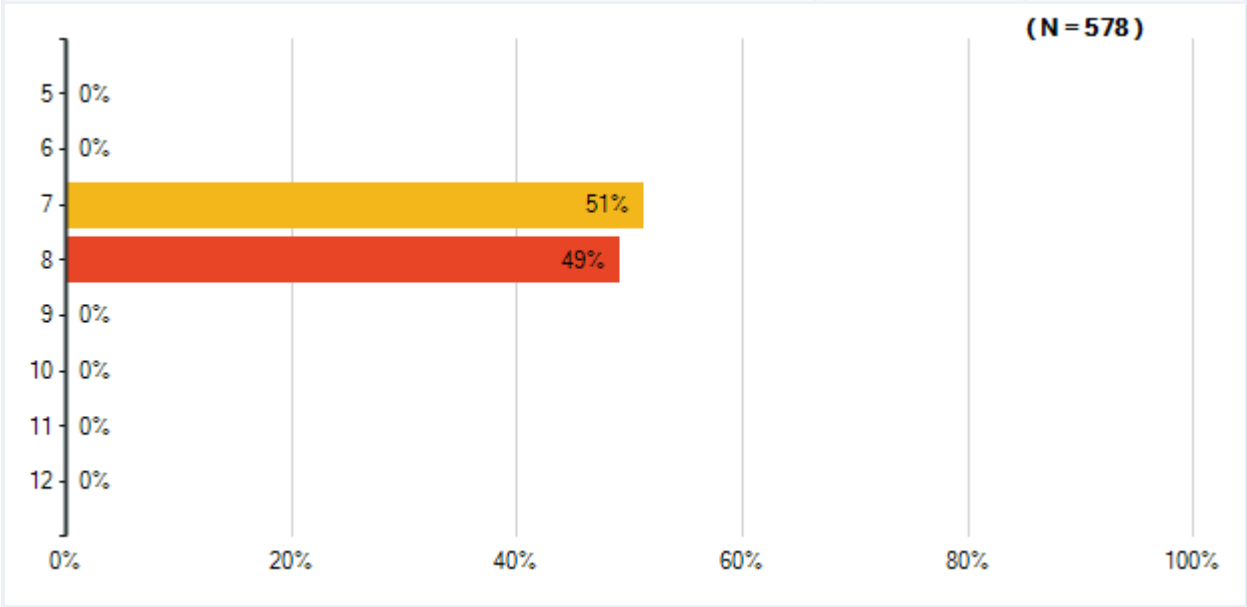
School Name	Count	%
Adolphus Elementary	0	0%
Alternative Learning Center	0	0%
Arredondo Elementary	0	0%
Austin Elementary	0	0%
Beasley Elementary	0	0%
Bentley Elementary	0	0%
Bowie Elementary	0	0%
Briscoe Junior High	0	0%
Campbell Elementary	0	0%
Carter Elementary	0	0%
Culver Elementary	0	0%
Dickinson Elementary	0	0%
Foster High School	0	0%
Frost Elementary	0	0%
Fulshear High School	0	0%
George Junior High	0	0%
George Ranch High School	0	0%
Gray Elementary	0	0%
Hubenak Elementary	578	100%
Huggins Elementary	0	0%
Hutchison Elementary	0	0%
Jackson Elementary	0	0%
Lamar Consolidated High School	0	0%
Lamar Junior High	0	0%
Leaman Junior High	0	0%
Lindsey Elementary	0	0%
Long Elementary	0	0%
McNeill Elementary	0	0%
Morgan Elementary	0	0%
Meyer Elementary	0	0%
Navarro Middle School	0	0%
Phelan Elementary	0	0%
Pink Elementary	0	0%
Randle High School	0	0%
Ray Elementary	0	0%
Reading Junior High	0	0%
Roberts Middle School	0	0%
Ryon Middle School	0	0%
Seguin ECC	0	0%

Lamar Consolidated ISD  
23-24 Student School Climate Survey

Smith Elementary	0	0%
Tamarron Elementary	0	0%
Terry High School	0	0%
Thomas Elementary	0	0%
Travis Elementary	0	0%
Velasquez Elementary	0	0%
Wertheimer Middle School	0	0%
Wessendorff Middle School	0	0%
Williams Elementary	0	0%
Wright Junior High	0	0%
1621 Place	0	0%
Wertheimer Middle School 2	0	0%
Williams Elementary 2	0	0%
Wright Junior High 2	0	0%
<b>Total Responses</b>	<b>578</b>	

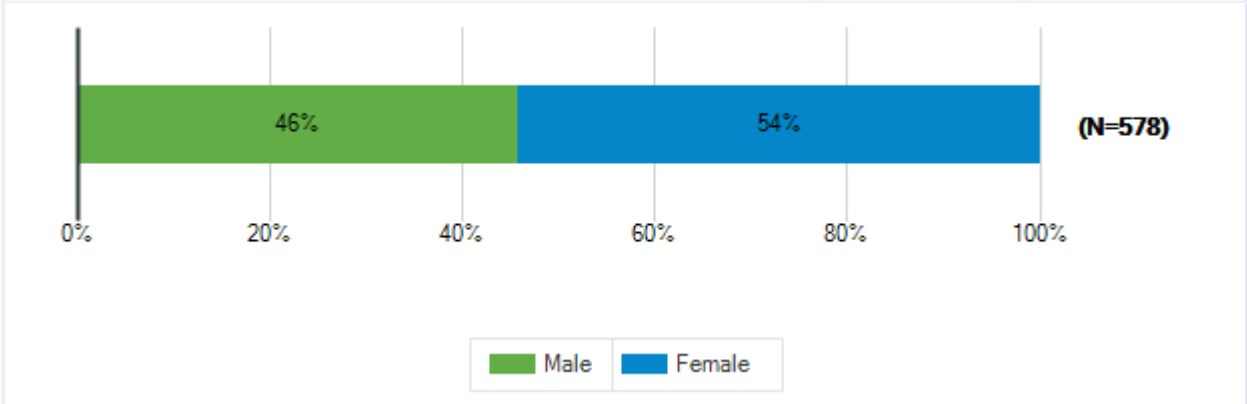
Lamar Consolidated ISD  
 23-24 Student School Climate Survey

Grade Level (prepopulated, hidden)		
Responses	Count	%
5	0	0%
6	0	0%
7	295	51%
8	283	49%
9	0	0%
10	0	0%
11	0	0%
12	0	0%
<b>Total Responses</b>	<b>578</b>	



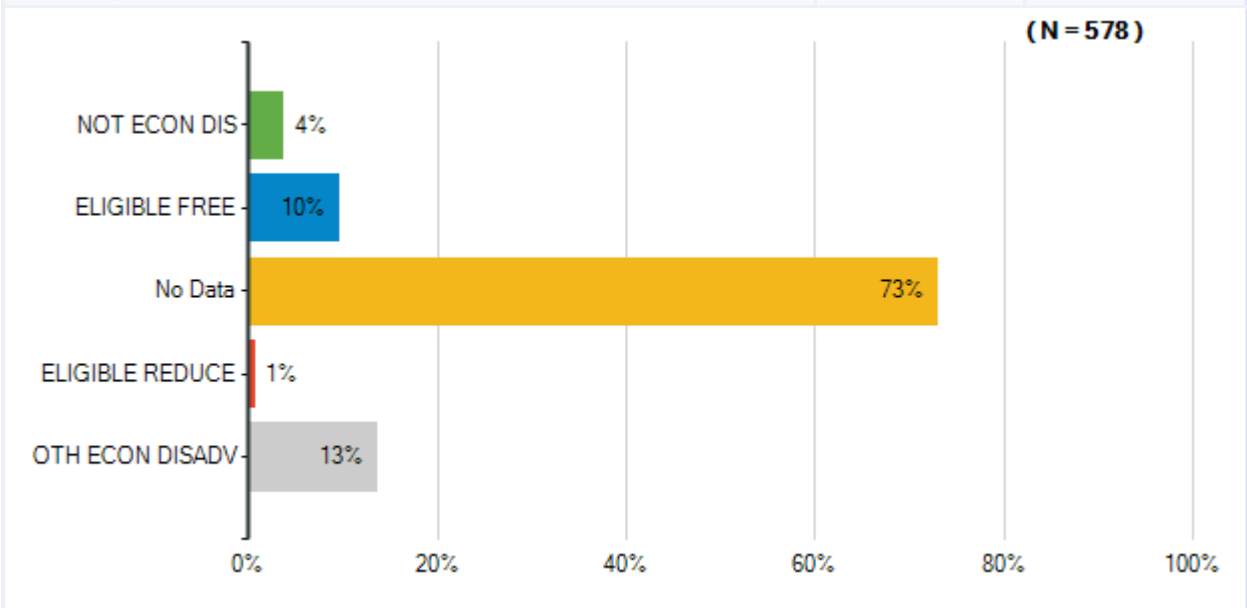
Lamar Consolidated ISD  
23-24 Student School Climate Survey

Gender (prepopulated, hidden)		
Responses	Count	%
Male	265	46%
Female	313	54%
<b>Total Responses</b>	<b>578</b>	



Lamar Consolidated ISD  
 23-24 Student School Climate Survey

Free or Reduced Price Meal Status		
Responses	Count	%
NOT ECON DIS	21	4%
ELIGIBLE FREE	55	10%
No Data	421	73%
ELIGIBLE REDUCE	3	1%
OTH ECON DISADV	78	13%
<b>Total Responses</b>	<b>578</b>	



Lamar Consolidated ISD  
23-24 Student School Climate Survey

Language Spoken at Home		
Responses	Count	%
AFRIKAANS	0	0%
AKAN	0	0%
ALBANIAN, TOSK	0	0%
AMHARIC	0	0%
ARABIC	1	0%
BALINESE	0	0%
BENGALI	0	0%
BOSNIAN	0	0%
BURMESE	0	0%
CAMBODIAN	0	0%
CANTONESE	0	0%
CEBUANO	0	0%
CHAOCHOW/TEOCHIU	0	0%
CHINESE	0	0%
CROATIAN	0	0%
CROW	0	0%
CZECH	0	0%
DUTCH/FLEMISH	0	0%
EFIK	0	0%
ENGLISH	367	63%
ESKIMO	0	0%
ESTONIAN	0	0%
ETHIOPIC	0	0%
EWE	0	0%
FARSI	1	0%
FINNISH	0	0%
FRENCH	3	1%
FUKIEN/HOKKIEN	0	0%
GERMAN	0	0%
GUJARATI	0	0%
HAINANESE	0	0%
HAITIAN-CREOLE	0	0%
HAKKA	0	0%
HAUSA	0	0%
HEBREW	0	0%
HINDI	0	0%
HUNGARIAN	0	0%
IBO/IGBO	0	0%

Lamar Consolidated ISD  
23-24 Student School Climate Survey

ILONGGO	0	0%
INDONESIAN	0	0%
ITALIAN	0	0%
JAPANESE	0	0%
KACHE	0	0%
KONKANI	0	0%
KOREAN	0	0%
KRIO	0	0%
KURDISH	0	0%
LAOTIAN	0	0%
LINGALA	0	0%
LITHUANIAN	0	0%
LUGANDA	0	0%
MALAY	0	0%
MALAYALAM	0	0%
MANDARIN	0	0%
MANDE	0	0%
MARATHI	0	0%
NATIVE AMERICAN LANGUAGES	0	0%
NEPALI	0	0%
NORWEGIAN	0	0%
No Data	0	0%
ORIYA	0	0%
OTHER LANGUAGES	0	0%
PANJABI	0	0%
PASHTO	2	0%
PILIPINO	0	0%
POLISH	0	0%
PORTUGUESE	0	0%
RUSSIAN	0	0%
SAMOAN	0	0%
SERBIAN	0	0%
SHANGHAI	0	0%
SHONA	0	0%
SIKKIMESE	0	0%
SINDHI	0	0%
SINHALESE	0	0%
SOMALI	0	0%
SOTHO	0	0%
SPANISH	201	35%
SWAHILI	1	0%

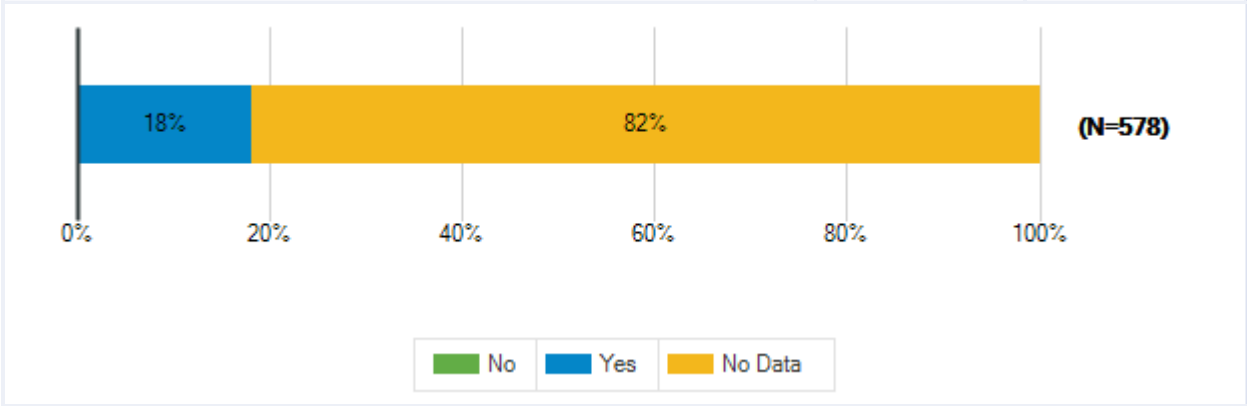


Lamar Consolidated ISD  
23-24 Student School Climate Survey

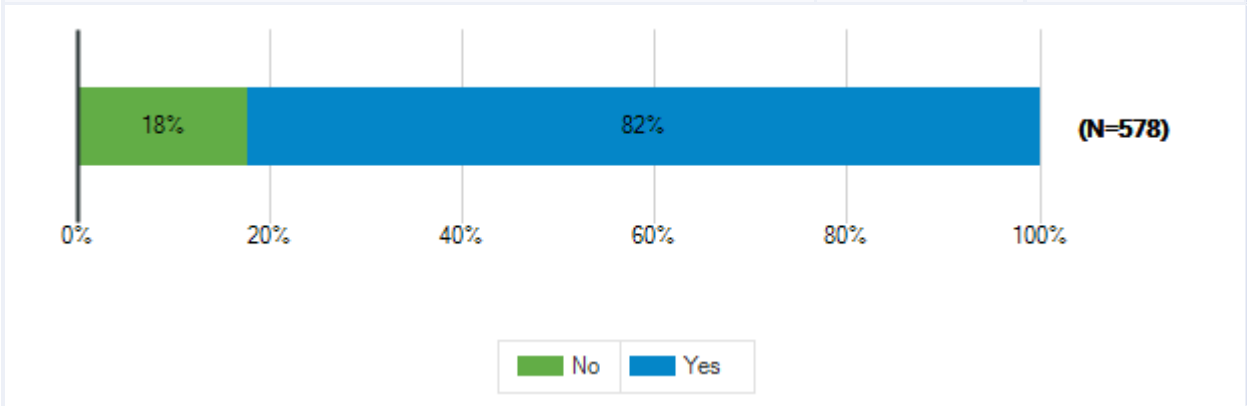
SWEDISH	0	0%
TAIWANESE/FORMOSAN/MIN NAN	0	0%
TAMIL	0	0%
TELUGU	0	0%
THAI	0	0%
TIBETAN	0	0%
TIGRINYA	0	0%
TIWA	0	0%
TURKISH	0	0%
UKRAINIAN	0	0%
URDU	0	0%
VIETNAMESE	0	0%
YORUBA	2	0%
<b>Total Responses</b>	<b>578</b>	

Lamar Consolidated ISD  
 23-24 Student School Climate Survey

Special Education Status		
Responses	Count	%
No	0	0%
Yes	105	18%
No Data	473	82%
<b>Total Responses</b>	<b>578</b>	

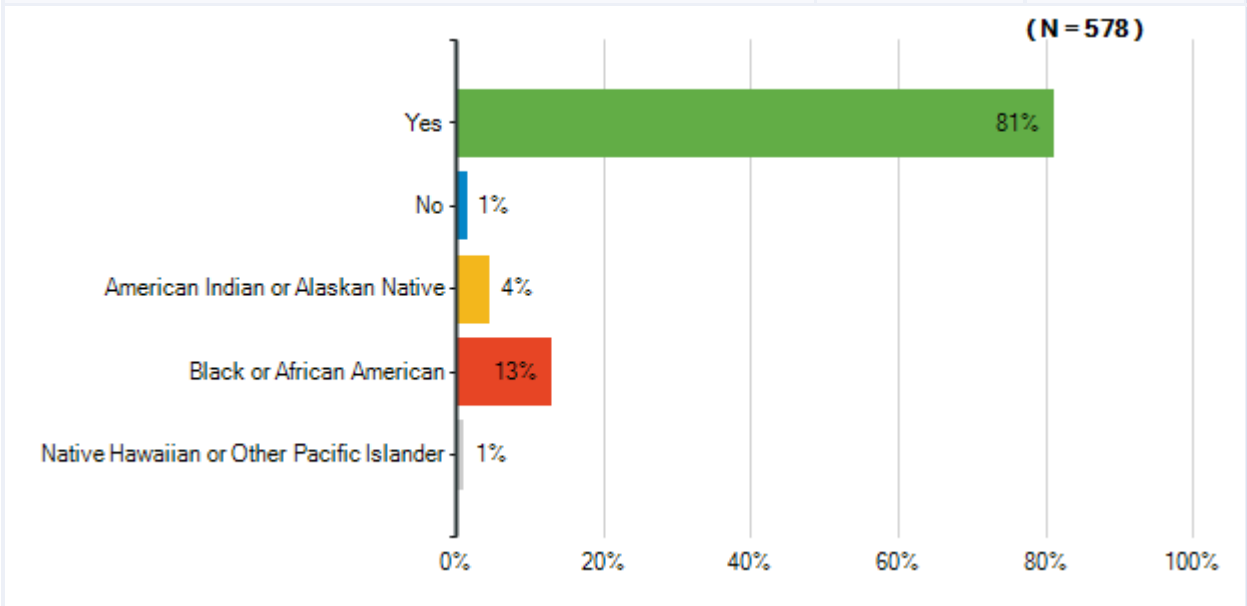


Hispanic/Latino		
Responses	Count	%
No	102	18%
Yes	476	82%
<b>Total Responses</b>	<b>578</b>	



Lamar Consolidated ISD  
 23-24 Student School Climate Survey

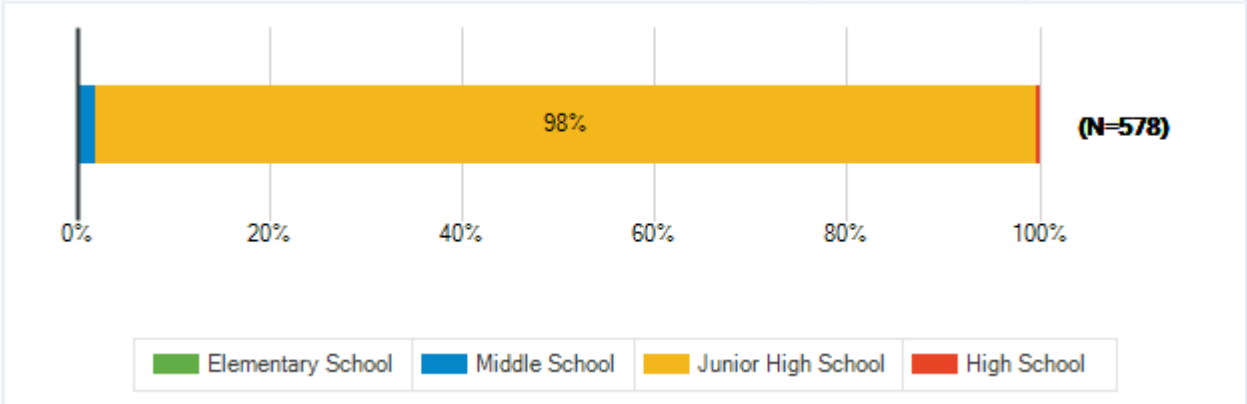
Race/Ethnicity		
Responses	Count	%
Yes	467	81%
No	7	1%
American Indian or Alaskan Native	25	4%
Black or African American	74	13%
Native Hawaiian or Other Pacific Islander	5	1%
<b>Total Responses</b>	<b>578</b>	



Lamar Consolidated ISD  
23-24 Student School Climate Survey

**Please select your school level.**

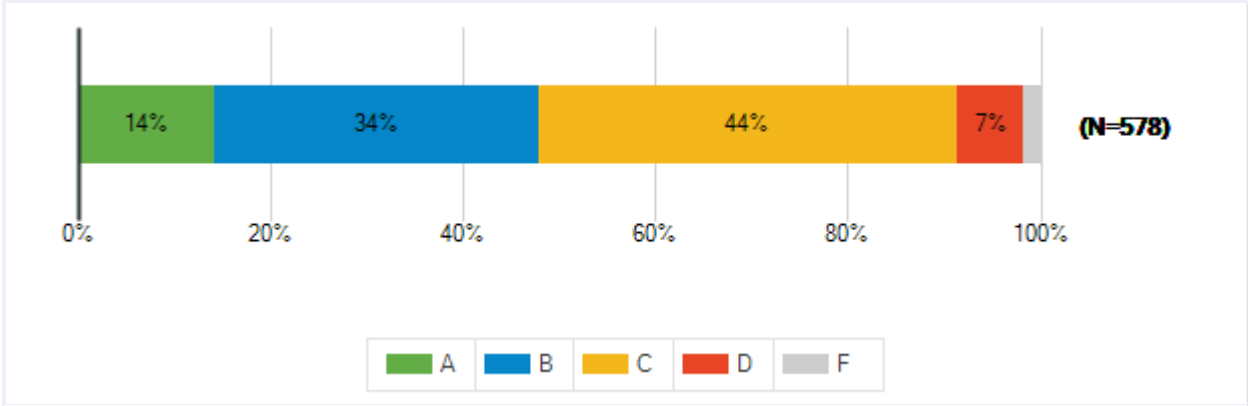
Responses	Count	%
Elementary School	1	0%
Middle School	9	2%
Junior High School	566	98%
High School	2	0%
<b>Total Responses</b>	<b>578</b>	



Lamar Consolidated ISD  
23-24 Student School Climate Survey

Students receive grades of A, B, C, D or F to report the quality of their work. What grade would you give the overall quality of the education at your school? On this scale, A represents outstanding, C is average and F is failing.

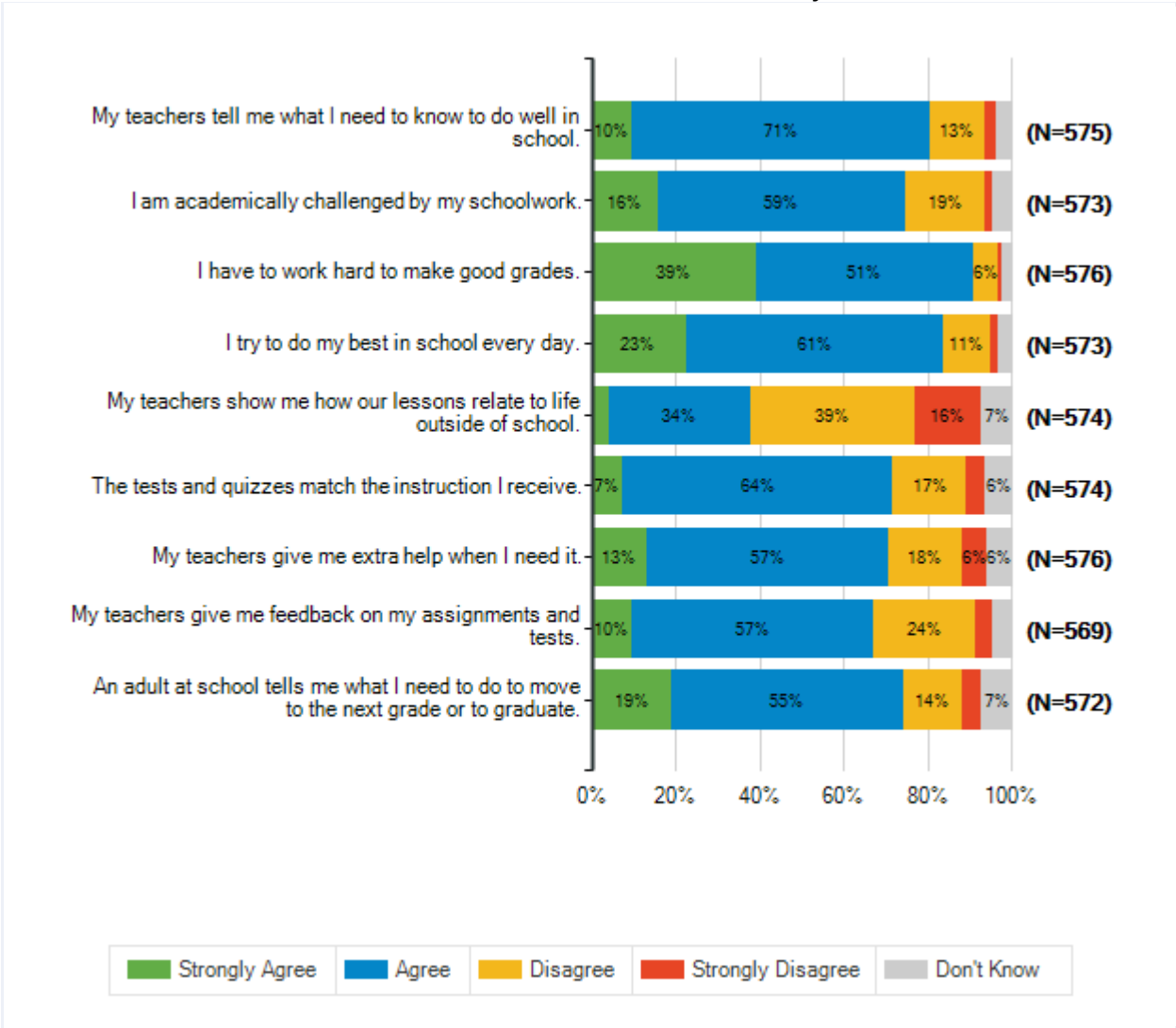
Responses	Count	%
A	81	14%
B	195	34%
C	252	44%
D	40	7%
F	10	2%
<b>Total Responses</b>	<b>578</b>	



Lamar Consolidated ISD  
23-24 Student School Climate Survey

How strongly do you agree or disagree with each of the following statements?							
		Strongly Agree	Agree	Disagree	Strongly Disagree	Don't Know	Total Responses
(a)	My teachers tell me what I need to know to do well in school.	55	408	75	15	22	575
		10%	71%	13%	3%	4%	
(b)	I am academically challenged by my schoolwork.	90	338	108	11	26	573
		16%	59%	19%	2%	5%	
(c)	I have to work hard to make good grades.	227	296	34	5	14	576
		39%	51%	6%	1%	2%	
(d)	I try to do my best in school every day.	129	351	63	12	18	573
		23%	61%	11%	2%	3%	
(e)	My teachers show me how our lessons relate to life outside of school.	24	194	223	90	43	574
		4%	34%	39%	16%	7%	
(f)	The tests and quizzes match the instruction I receive.	42	370	99	27	36	574
		7%	64%	17%	5%	6%	
(g)	My teachers give me extra help when I need it.	77	329	101	35	34	576
		13%	57%	18%	6%	6%	
(h)	My teachers give me feedback on my assignments and tests.	55	327	138	23	26	569
		10%	57%	24%	4%	5%	
(i)	An adult at school tells me what I need to do to move to the next grade or to graduate.	110	314	80	27	41	572
		19%	55%	14%	5%	7%	

Lamar Consolidated ISD  
 23-24 Student School Climate Survey

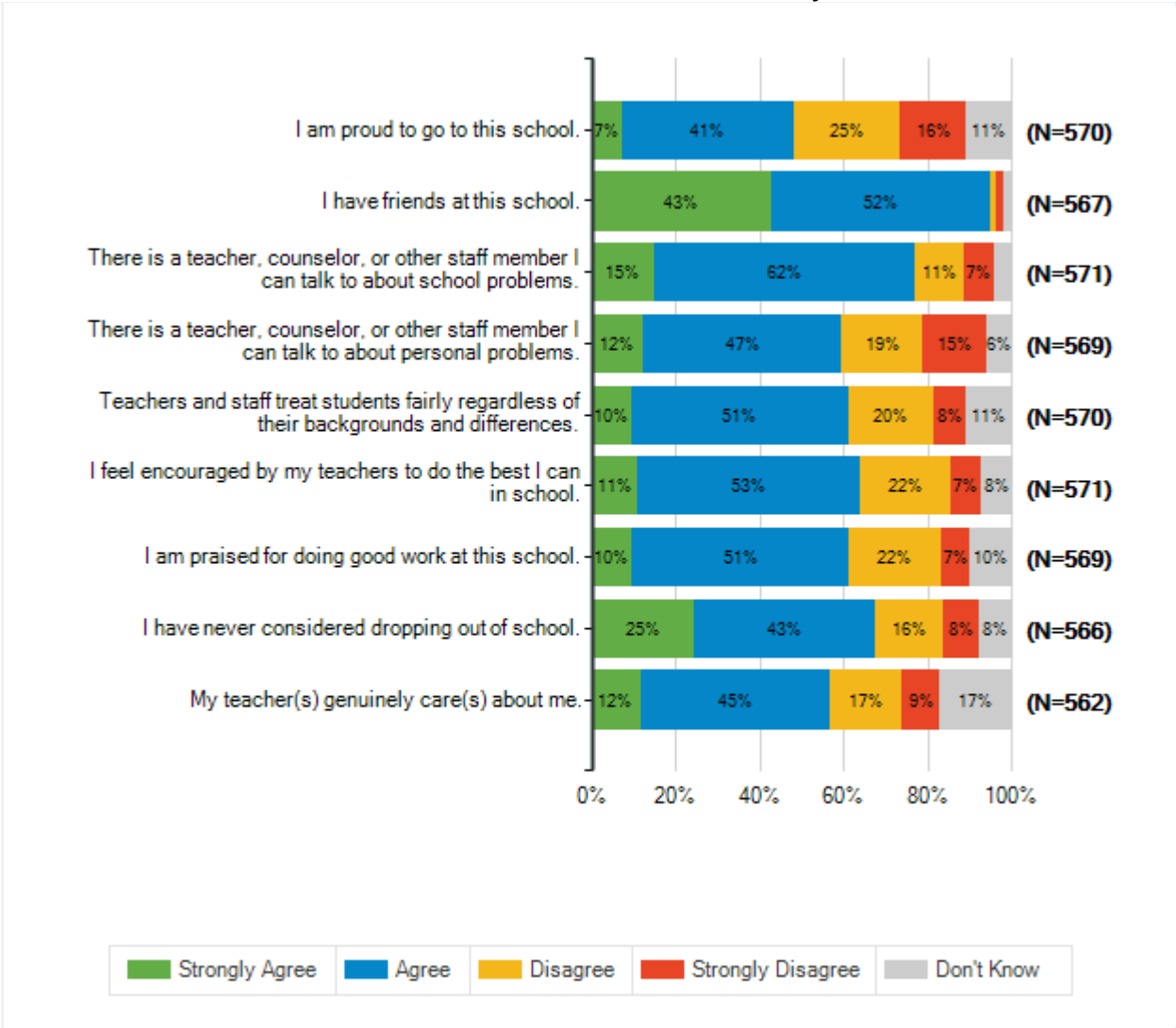


Lamar Consolidated ISD  
23-24 Student School Climate Survey

How strongly do you agree or disagree with each of the following statements?							
		Strongly Agree	Agree	Disagree	Strongly Disagree	Don't Know	Total Responses
(a)	I am proud to go to this school.	41	234	144	89	62	570
		7%	41%	25%	16%	11%	
(b)	I have friends at this school.	243	296	8	9	11	567
		43%	52%	1%	2%	2%	
(c)	There is a teacher, counselor, or other staff member I can talk to about school problems.	85	355	65	42	24	571
		15%	62%	11%	7%	4%	
(d)	There is a teacher, counselor, or other staff member I can talk to about personal problems.	71	268	110	85	35	569
		12%	47%	19%	15%	6%	
(e)	Teachers and staff treat students fairly regardless of their backgrounds and differences.	55	293	115	45	62	570
		10%	51%	20%	8%	11%	
(f)	I feel encouraged by my teachers to do the best I can in school.	64	300	124	40	43	571
		11%	53%	22%	7%	8%	
(g)	I am praised for doing good work at this school.	56	293	124	38	58	569
		10%	51%	22%	7%	10%	
(h)	I have never considered dropping out of school.	139	243	92	47	45	566
		25%	43%	16%	8%	8%	
(i)	My teacher(s) genuinely care(s) about me.	66	254	96	50	96	562
		12%	45%	17%	9%	17%	



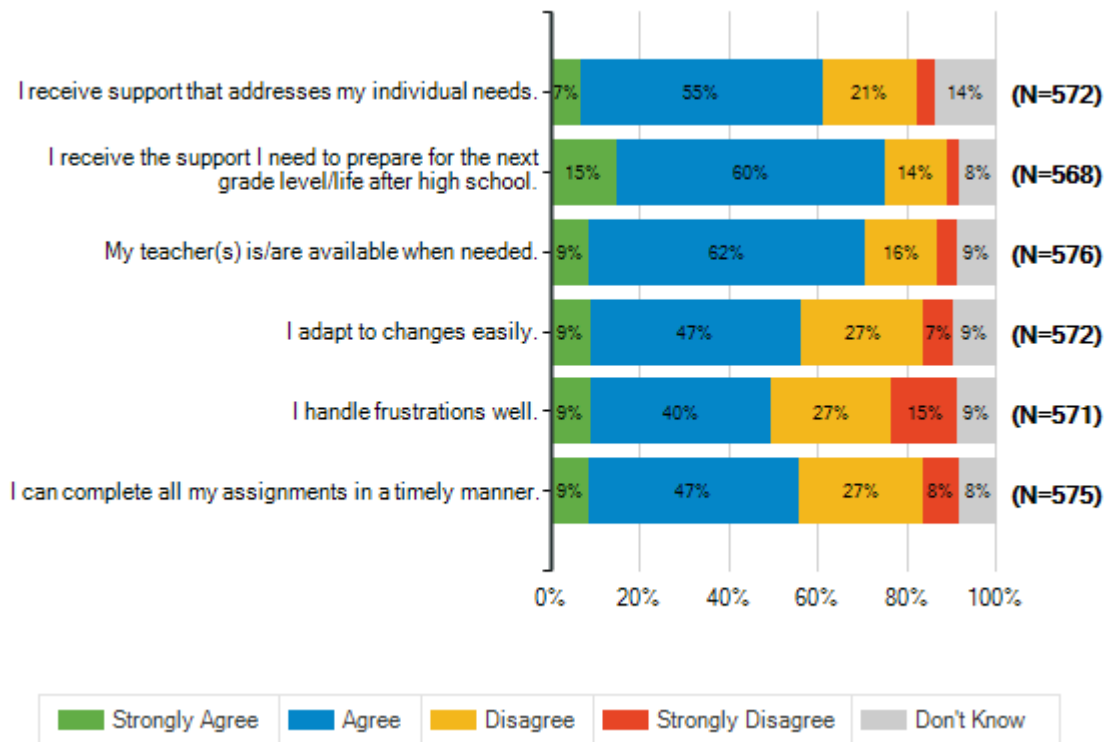
Lamar Consolidated ISD  
 23-24 Student School Climate Survey



Lamar Consolidated ISD  
23-24 Student School Climate Survey

How strongly do you agree or disagree with each of the following statements?

		Strongly Agree	Agree	Disagree	Strongly Disagree	Don't Know	Total Responses
(a)	I receive support that addresses my individual needs.	39	312	119	24	78	572
		7%	55%	21%	4%	14%	
(b)	I receive the support I need to prepare for the next grade level/life after high school.	85	341	81	15	46	568
		15%	60%	14%	3%	8%	
(c)	My teacher(s) is/are available when needed.	51	356	93	26	50	576
		9%	62%	16%	5%	9%	
(d)	I adapt to changes easily.	52	271	156	39	54	572
		9%	47%	27%	7%	9%	
(e)	I handle frustrations well.	53	230	155	83	50	571
		9%	40%	27%	15%	9%	
(f)	I can complete all my assignments in a timely manner.	50	272	158	48	47	575
		9%	47%	27%	8%	8%	



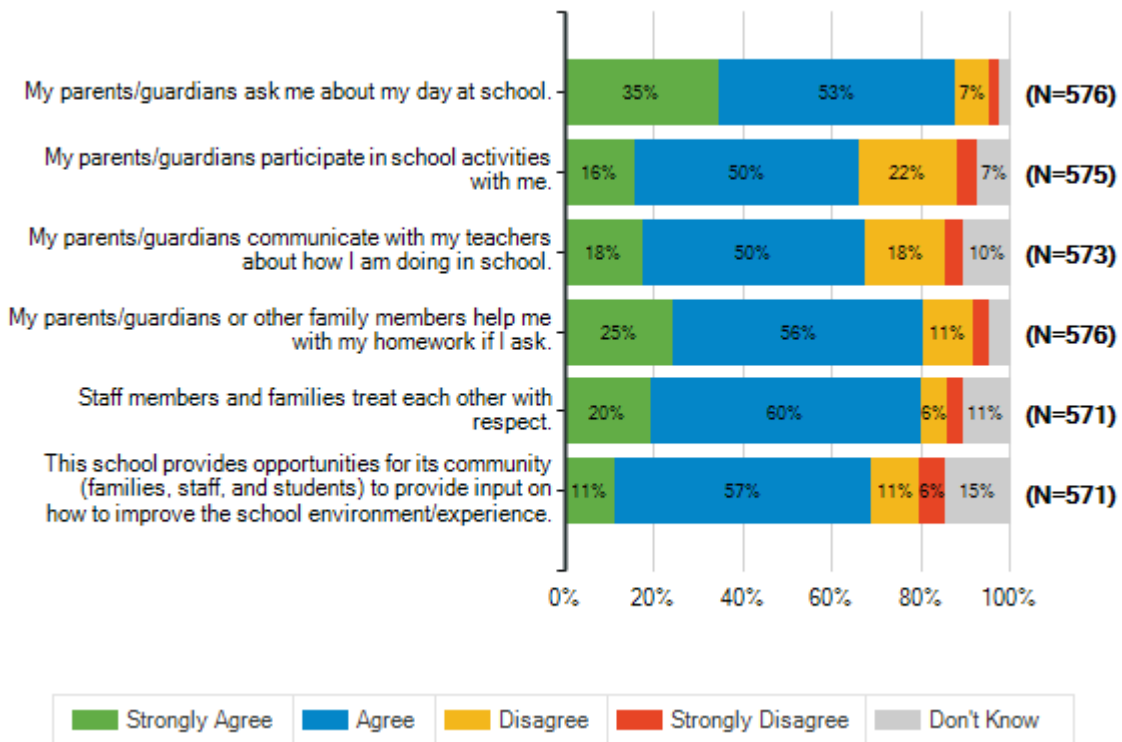
Lamar Consolidated ISD  
23-24 Student School Climate Survey

How strongly do you agree or disagree with each of the following statements?							
		Strongly Agree	Agree	Disagree	Strongly Disagree	Don't Know	Total Responses
(a)	A principal, teacher, guidance counselor, or college & career facilitator has given me advice on how to apply for scholarships.	0	0	0	0	0	0
		0%	0%	0%	0%	0%	
(b)	A principal, teacher, guidance counselor, or college & career facilitator has given me advice on how to get into college or workforce development programs.	0	0	0	0	0	0
		0%	0%	0%	0%	0%	
(c)	A principal, teacher, guidance counselor, or college & career facilitator has explored post-high school career and education paths with me.	0	0	0	0	0	0
		0%	0%	0%	0%	0%	
<b>There were no responses to this question.</b>							

Lamar Consolidated ISD  
23-24 Student School Climate Survey

How strongly do you agree or disagree with each of the following statements?

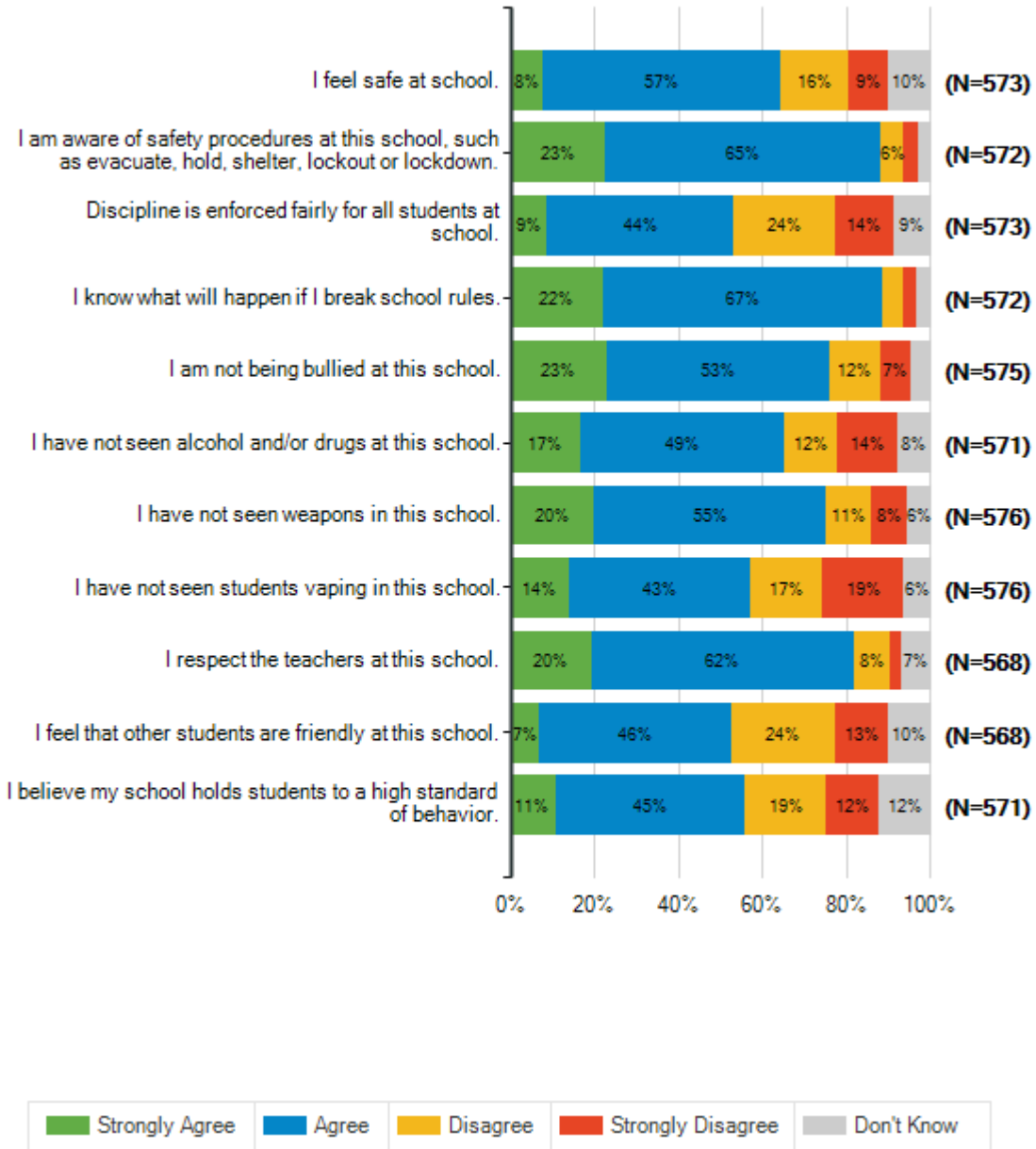
		Strongly Agree	Agree	Disagree	Strongly Disagree	Don't Know	Total Responses
(a)	My parents/guardians ask me about my day at school.	200	305	43	14	14	576
		35%	53%	7%	2%	2%	
(b)	My parents/guardians participate in school activities with me.	91	290	125	26	43	575
		16%	50%	22%	5%	7%	
(c)	My parents/guardians communicate with my teachers about how I am doing in school.	101	287	103	23	59	573
		18%	50%	18%	4%	10%	
(d)	My parents/guardians or other family members help me with my homework if I ask.	142	322	64	20	28	576
		25%	56%	11%	3%	5%	
(e)	Staff members and families treat each other with respect.	112	345	33	20	61	571
		20%	60%	6%	4%	11%	
(f)	This school provides opportunities for its community (families, staff, and students) to provide input on how to improve the school environment/experience.	65	328	61	34	83	571
		11%	57%	11%	6%	15%	



Lamar Consolidated ISD  
23-24 Student School Climate Survey

Safety, Security, and Student Behavior							
How strongly do you agree or disagree with each of the following statements?							
		Strongly Agree	Agree	Disagree	Strongly Disagree	Don't Know	Total Responses
(a)	I feel safe at school.	45	324	93	54	57	573
		8%	57%	16%	9%	10%	
(b)	I am aware of safety procedures at this school, such as evacuate, hold, shelter, lockout or lockdown.	130	374	32	20	16	572
		23%	65%	6%	3%	3%	
(c)	Discipline is enforced fairly for all students at school.	51	254	139	78	51	573
		9%	44%	24%	14%	9%	
(d)	I know what will happen if I break school rules.	127	381	27	17	20	572
		22%	67%	5%	3%	3%	
(e)	I am not being bullied at this school.	134	304	68	42	27	575
		23%	53%	12%	7%	5%	
(f)	I have not seen alcohol and/or drugs at this school.	96	278	71	82	44	571
		17%	49%	12%	14%	8%	
(g)	I have not seen weapons in this school.	116	318	62	47	33	576
		20%	55%	11%	8%	6%	
(h)	I have not seen students vaping in this school.	81	248	99	112	36	576
		14%	43%	17%	19%	6%	
(i)	I respect the teachers at this school.	111	354	48	17	38	568
		20%	62%	8%	3%	7%	
(j)	I feel that other students are friendly at this school.	40	260	139	73	56	568
		7%	46%	24%	13%	10%	
(k)	I believe my school holds students to a high standard of behavior.	62	257	111	71	70	571
		11%	45%	19%	12%	12%	

Lamar Consolidated ISD  
23-24 Student School Climate Survey

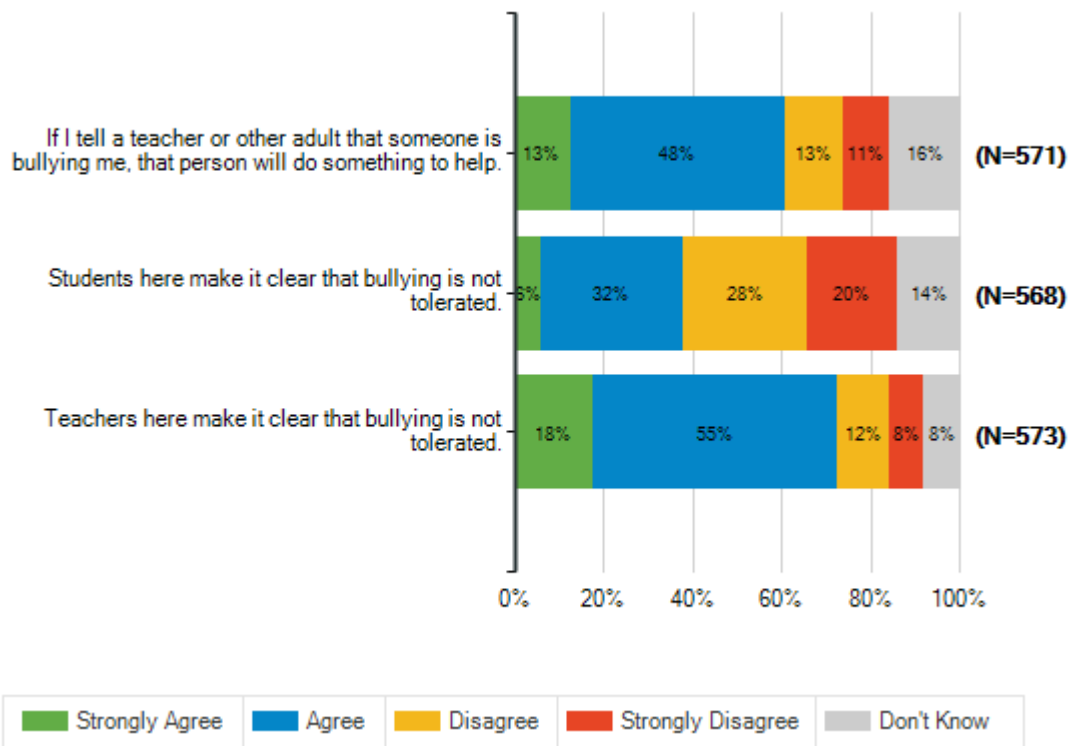


Lamar Consolidated ISD  
23-24 Student School Climate Survey

**Bullying**

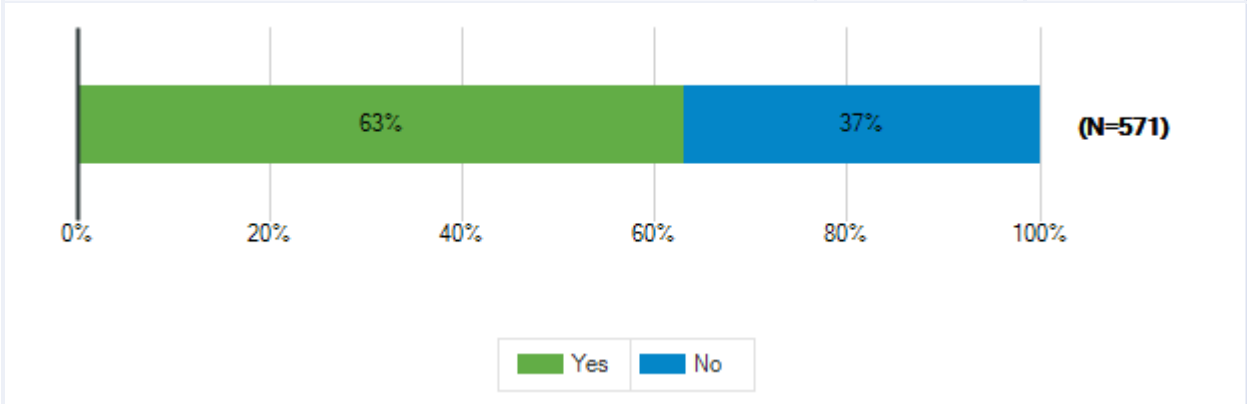
How strongly do you agree or disagree with each of the following statements?

		Strongly Agree	Agree	Disagree	Strongly Disagree	Don't Know	Total Responses
(a)	If I tell a teacher or other adult that someone is bullying me, that person will do something to help.	72	276	73	60	90	571
		13%	48%	13%	11%	16%	
(b)	Students here make it clear that bullying is not tolerated.	35	180	158	116	79	568
		6%	32%	28%	20%	14%	
(c)	Teachers here make it clear that bullying is not tolerated.	102	313	66	44	48	573
		18%	55%	12%	8%	8%	



Lamar Consolidated ISD  
23-24 Student School Climate Survey

Do you ride the school bus?		
Responses	Count	%
Yes	360	63%
No	211	37%
<b>Total Responses</b>	<b>571</b>	

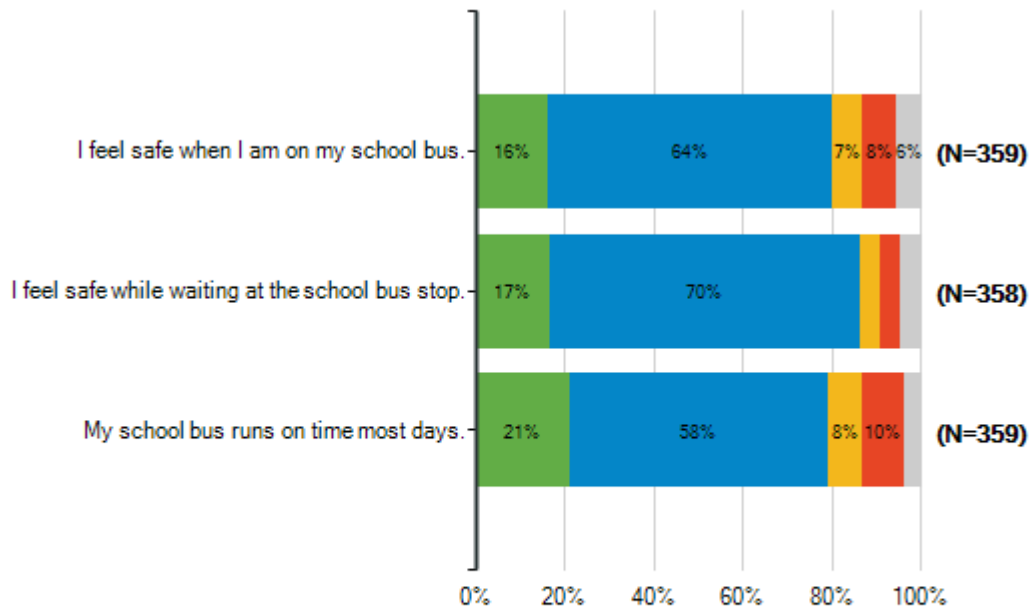




Lamar Consolidated ISD  
23-24 Student School Climate Survey

How strongly do you agree or disagree with each of the following statements?

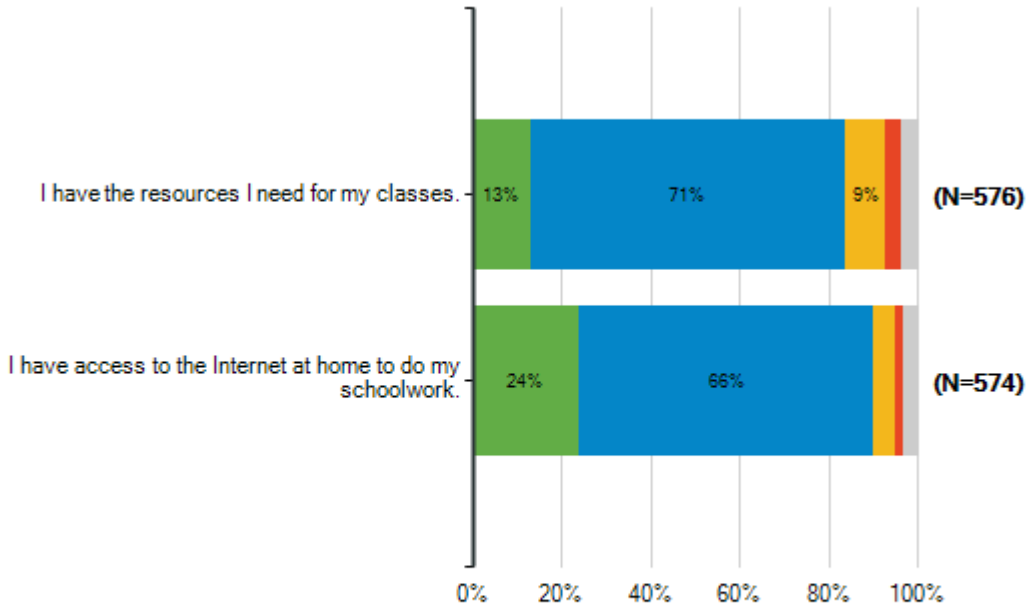
		Strongly Agree	Agree	Disagree	Strongly Disagree	Don't Know	Total Responses
(a)	I feel safe when I am on my school bus.	59	228	24	28	20	359
		16%	64%	7%	8%	6%	
(b)	I feel safe while waiting at the school bus stop.	60	249	16	16	17	358
		17%	70%	4%	4%	5%	
(c)	My school bus runs on time most days.	76	208	27	35	13	359
		21%	58%	8%	10%	4%	



Lamar Consolidated ISD  
 23-24 Student School Climate Survey

How strongly do you agree or disagree with each of the following statements?

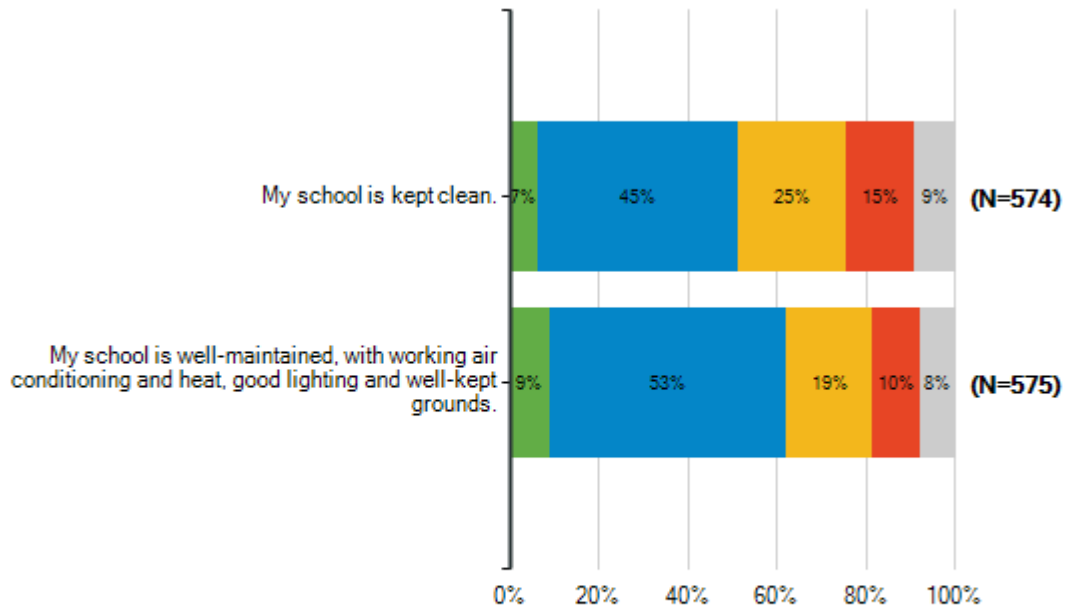
	Strongly Agree	Agree	Disagree	Strongly Disagree	Don't Know	Total Responses
(a) I have the resources I need for my classes.	75	408	50	22	21	576
	13%	71%	9%	4%	4%	
(b) I have access to the Internet at home to do my schoolwork.	139	378	27	11	19	574
	24%	66%	5%	2%	3%	



Lamar Consolidated ISD  
23-24 Student School Climate Survey

How strongly do you agree or disagree with each of the following statements?

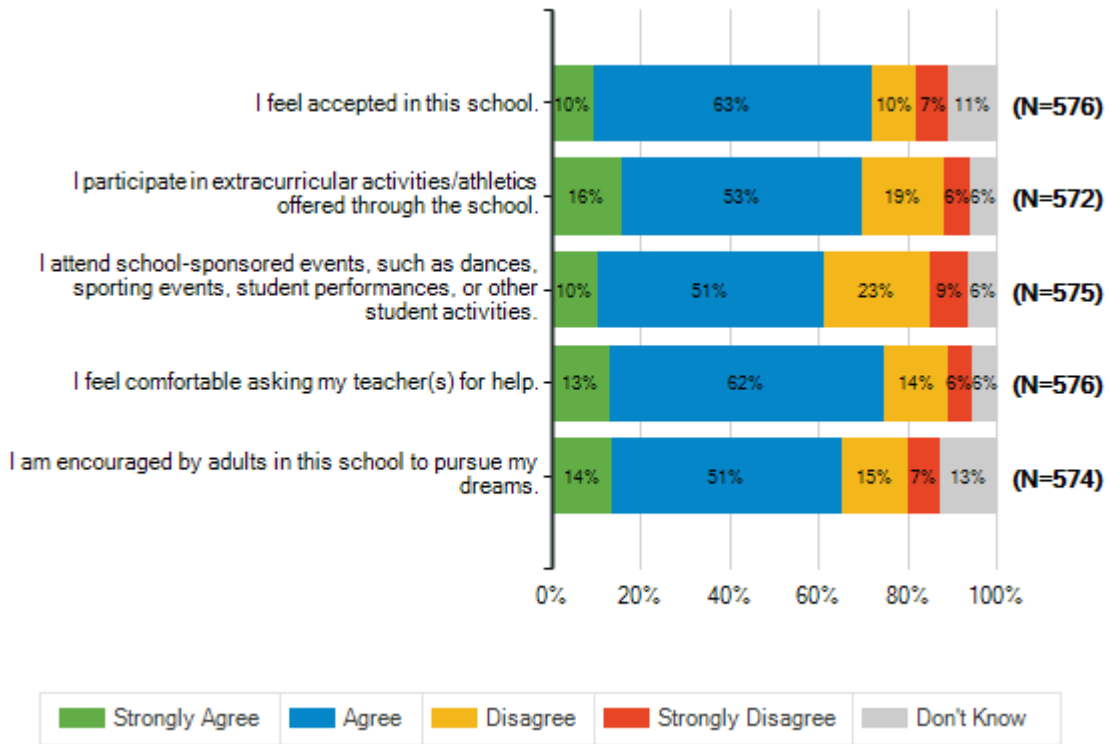
		Strongly Agree	Agree	Disagree	Strongly Disagree	Don't Know	Total Responses
(a)	My school is kept clean.	38	256	141	86	53	574
		7%	45%	25%	15%	9%	
(b)	My school is well-maintained, with working air conditioning and heat, good lighting and well-kept grounds.	53	305	111	60	46	575
		9%	53%	19%	10%	8%	



Lamar Consolidated ISD  
23-24 Student School Climate Survey

How strongly do you agree or disagree with each of the following statements?

	Strongly Agree	Agree	Disagree	Strongly Disagree	Don't Know	Total Responses
(a) I feel accepted in this school.	55	360	58	40	63	576
	10%	63%	10%	7%	11%	
(b) I participate in extracurricular activities/athletics offered through the school.	92	306	107	32	35	572
	16%	53%	19%	6%	6%	
(c) I attend school-sponsored events, such as dances, sporting events, student performances, or other student activities.	60	293	135	50	37	575
	10%	51%	23%	9%	6%	
(d) I feel comfortable asking my teacher(s) for help.	75	356	81	32	32	576
	13%	62%	14%	6%	6%	
(e) I am encouraged by adults in this school to pursue my dreams.	79	295	85	42	73	574
	14%	51%	15%	7%	13%	



Lamar Consolidated ISD  
23-24 Student School Climate Survey

How strongly do you agree or disagree with each of the following statements?

		Strongly Agree	Agree	Disagree	Strongly Disagree	Don't Know	Total Responses
(a)	School leaders and staff at my school are welcoming to families of all cultures.	103	301	27	17	126	574
		18%	52%	5%	3%	22%	
(b)	School leaders and staff at my school are welcoming to families of all economic backgrounds.	93	301	26	16	139	575
		16%	52%	5%	3%	24%	
(c)	School leaders and staff at my school are welcoming to families of all races/ethnicities.	104	302	28	14	126	574
		18%	53%	5%	2%	22%	
(d)	School leaders and staff at my school are welcoming to families of all religions.	111	312	22	16	115	576
		19%	54%	4%	3%	20%	
(e)	School leaders and staff at my school are welcoming to families who speak languages other than English.	121	314	21	16	102	574
		21%	55%	4%	3%	18%	

