



23-24 Student School Climate Survey

Survey Results

Lindsey Elementary

Lamar Consolidated ISD
February 12 - March 4, 2024



Lamar Consolidated ISD
23-24 Student School Climate Survey

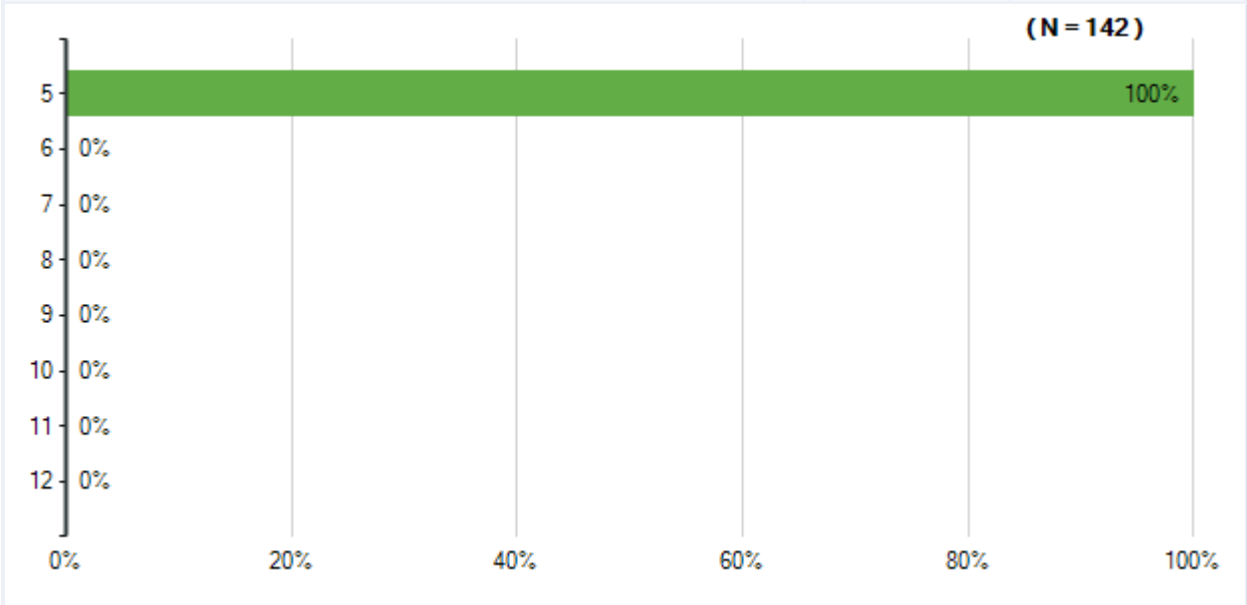
School Name	Count	%
Adolphus Elementary	0	0%
Alternative Learning Center	0	0%
Arredondo Elementary	0	0%
Austin Elementary	0	0%
Beasley Elementary	0	0%
Bentley Elementary	0	0%
Bowie Elementary	0	0%
Briscoe Junior High	0	0%
Campbell Elementary	0	0%
Carter Elementary	0	0%
Culver Elementary	0	0%
Dickinson Elementary	0	0%
Foster High School	0	0%
Frost Elementary	0	0%
Fulshear High School	0	0%
George Junior High	0	0%
George Ranch High School	0	0%
Gray Elementary	0	0%
Hubenak Elementary	0	0%
Huggins Elementary	0	0%
Hutchison Elementary	0	0%
Jackson Elementary	0	0%
Lamar Consolidated High School	0	0%
Lamar Junior High	0	0%
Leaman Junior High	0	0%
Lindsey Elementary	0	0%
Long Elementary	0	0%
McNeill Elementary	0	0%
Morgan Elementary	0	0%
Meyer Elementary	142	100%
Navarro Middle School	0	0%
Phelan Elementary	0	0%
Pink Elementary	0	0%
Randle High School	0	0%
Ray Elementary	0	0%
Reading Junior High	0	0%
Roberts Middle School	0	0%
Ryon Middle School	0	0%
Seguin ECC	0	0%

Lamar Consolidated ISD
23-24 Student School Climate Survey

Smith Elementary	0	0%
Tamarron Elementary	0	0%
Terry High School	0	0%
Thomas Elementary	0	0%
Travis Elementary	0	0%
Velasquez Elementary	0	0%
Wertheimer Middle School	0	0%
Wessendorff Middle School	0	0%
Williams Elementary	0	0%
Wright Junior High	0	0%
1621 Place	0	0%
Wertheimer Middle School 2	0	0%
Williams Elementary 2	0	0%
Wright Junior High 2	0	0%
Total Responses	142	

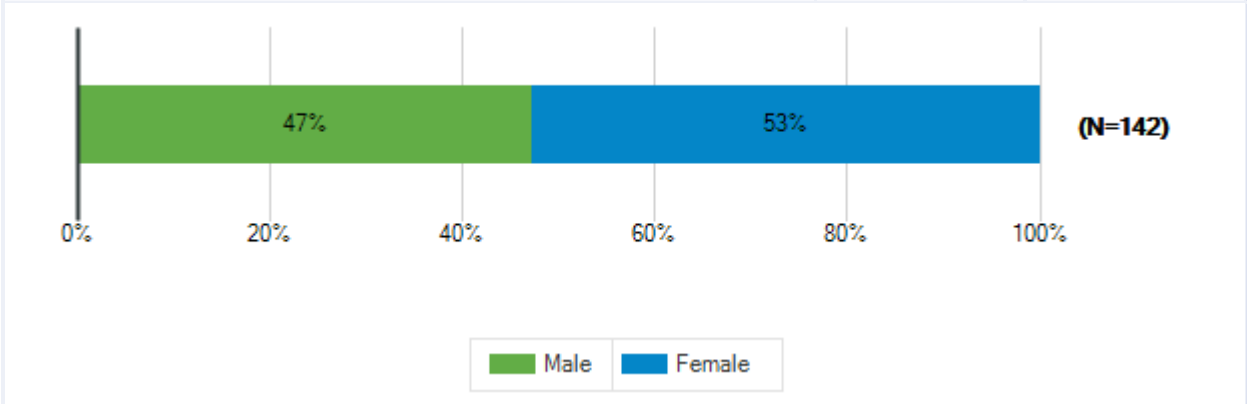
Lamar Consolidated ISD
23-24 Student School Climate Survey

Grade Level (prepopulated, hidden)		
Responses	Count	%
5	142	100%
6	0	0%
7	0	0%
8	0	0%
9	0	0%
10	0	0%
11	0	0%
12	0	0%
Total Responses	142	



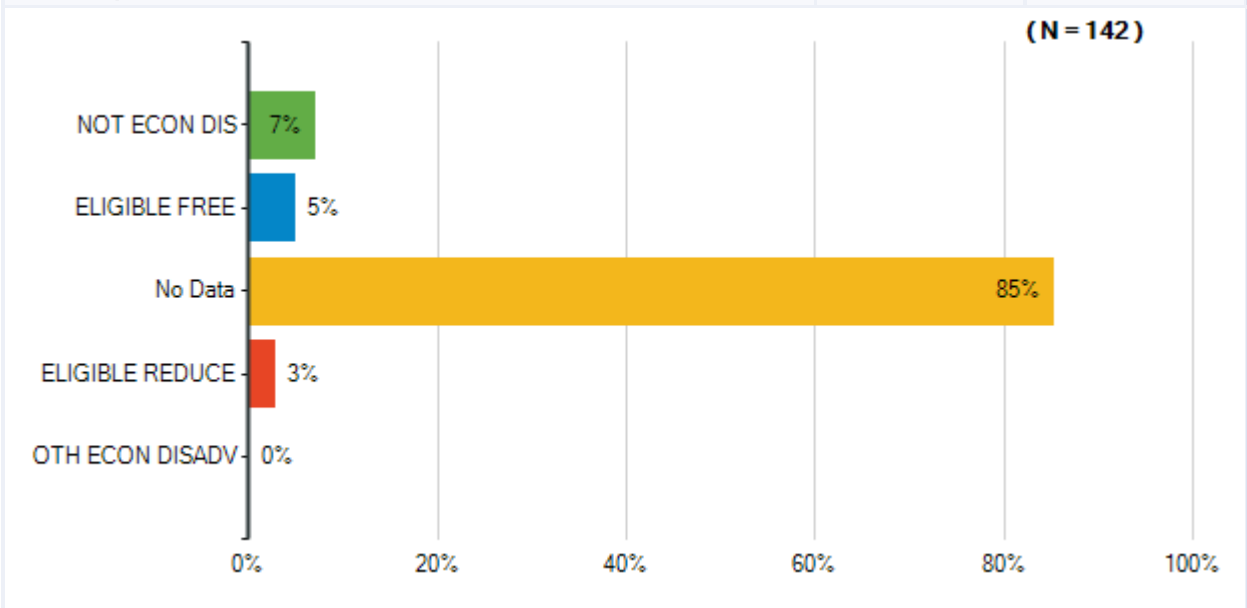
Lamar Consolidated ISD
23-24 Student School Climate Survey

Gender (prepopulated, hidden)		
Responses	Count	%
Male	67	47%
Female	75	53%
Total Responses	142	



Lamar Consolidated ISD
 23-24 Student School Climate Survey

Free or Reduced Price Meal Status		
Responses	Count	%
NOT ECON DIS	10	7%
ELIGIBLE FREE	7	5%
No Data	121	85%
ELIGIBLE REDUCE	4	3%
OTH ECON DISADV	0	0%
Total Responses	142	



Lamar Consolidated ISD
23-24 Student School Climate Survey

Language Spoken at Home		
Responses	Count	%
AFRIKAANS	0	0%
AKAN	1	1%
ALBANIAN, TOSK	0	0%
AMHARIC	0	0%
ARABIC	2	1%
BALINESE	0	0%
BENGALI	0	0%
BOSNIAN	0	0%
BURMESE	0	0%
CAMBODIAN	0	0%
CANTONESE	0	0%
CEBUANO	0	0%
CHAOCHOW/TEOCHIU	0	0%
CHINESE	0	0%
CROATIAN	0	0%
CROW	0	0%
CZECH	0	0%
DUTCH/FLEMISH	0	0%
EFIK	0	0%
ENGLISH	109	77%
ESKIMO	0	0%
ESTONIAN	0	0%
ETHIOPIC	0	0%
EWE	0	0%
FARSI	0	0%
FINNISH	0	0%
FRENCH	0	0%
FUKIEN/HOKKIEN	0	0%
GERMAN	0	0%
GUJARATI	0	0%
HAINANESE	0	0%
HAITIAN-CREOLE	0	0%
HAKKA	0	0%
HAUSA	0	0%
HEBREW	0	0%
HINDI	0	0%
HUNGARIAN	0	0%
IBO/IGBO	0	0%

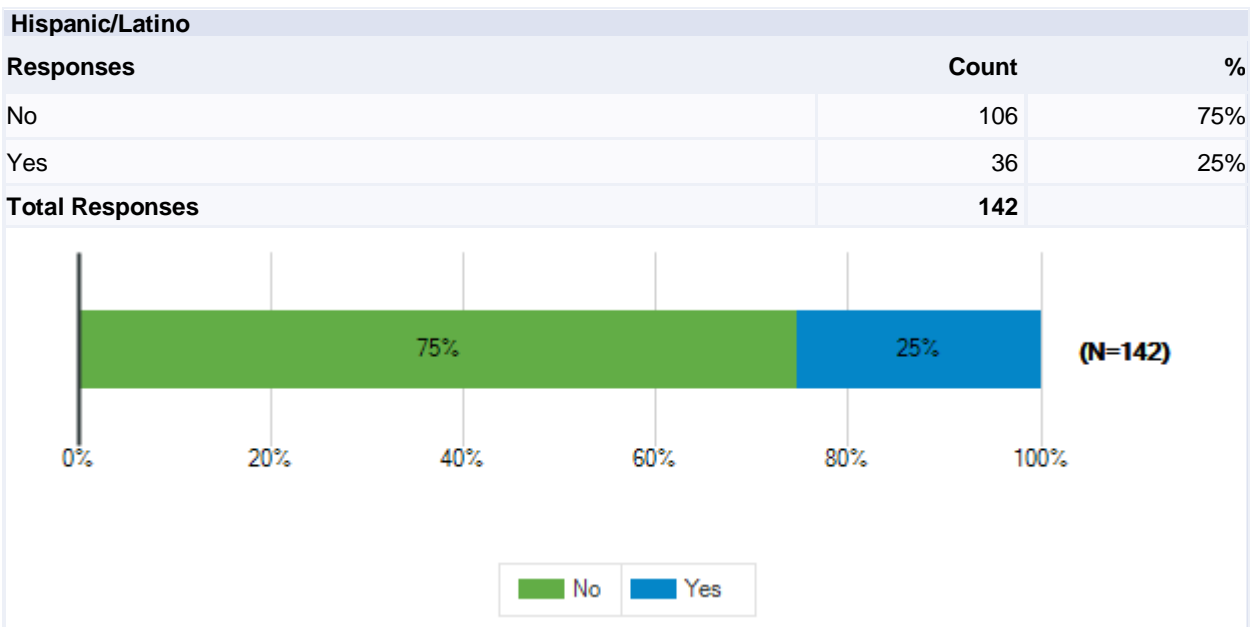
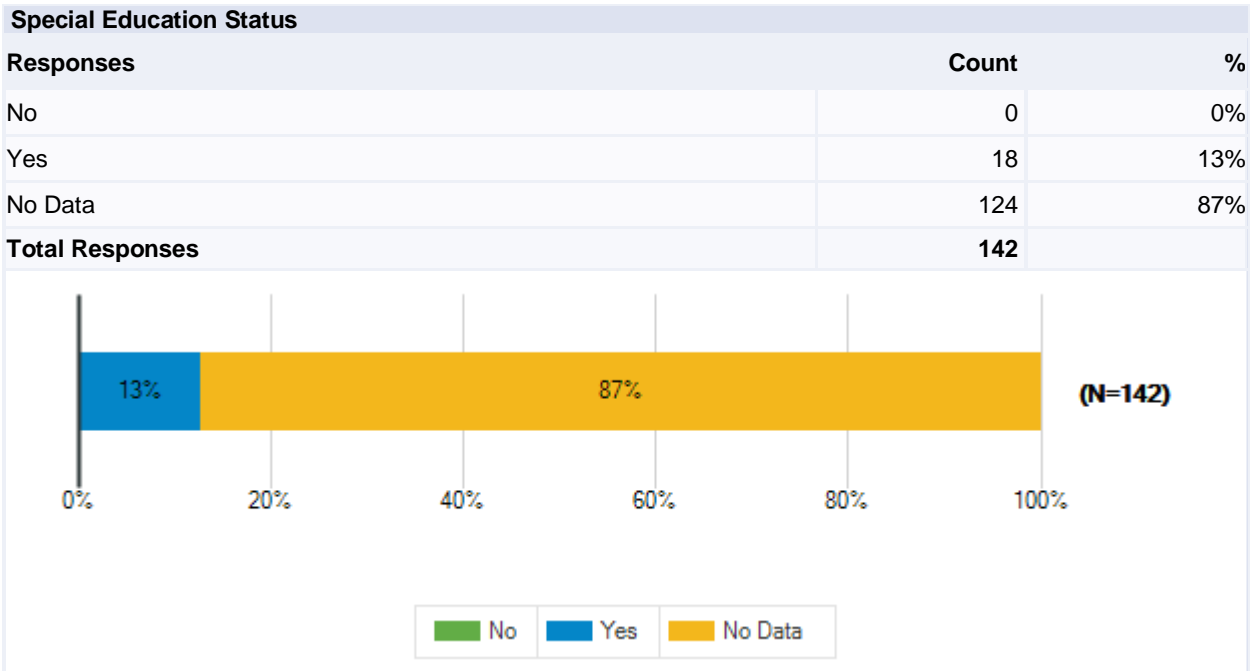
Lamar Consolidated ISD
23-24 Student School Climate Survey

ILONGGO	0	0%
INDONESIAN	0	0%
ITALIAN	0	0%
JAPANESE	0	0%
KACHE	0	0%
KONKANI	0	0%
KOREAN	1	1%
KRIO	0	0%
KURDISH	0	0%
LAOTIAN	0	0%
LINGALA	0	0%
LITHUANIAN	0	0%
LUGANDA	0	0%
MALAY	0	0%
MALAYALAM	0	0%
MANDARIN	1	1%
MANDE	0	0%
MARATHI	0	0%
NATIVE AMERICAN LANGUAGES	0	0%
NEPALI	1	1%
NORWEGIAN	0	0%
No Data	0	0%
ORIYA	0	0%
OTHER LANGUAGES	0	0%
PANJABI	0	0%
PASHTO	0	0%
PILIPINO	0	0%
POLISH	0	0%
PORTUGUESE	1	1%
RUSSIAN	1	1%
SAMOAN	0	0%
SERBIAN	0	0%
SHANGHAI	0	0%
SHONA	0	0%
SIKKIMESE	0	0%
SINDHI	0	0%
SINHALESE	0	0%
SOMALI	0	0%
SOTHO	0	0%
SPANISH	16	11%
SWAHILI	0	0%

Lamar Consolidated ISD
23-24 Student School Climate Survey

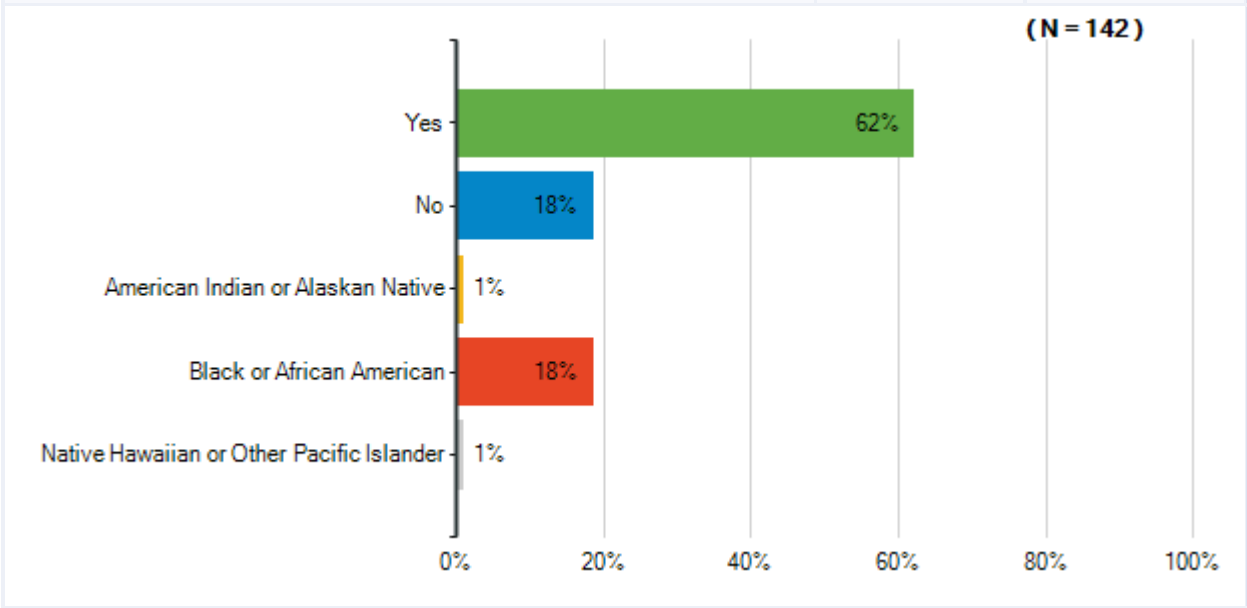
SWEDISH	0	0%
TAIWANESE/FORMOSAN/MIN NAN	0	0%
TAMIL	1	1%
TELUGU	3	2%
THAI	0	0%
TIBETAN	0	0%
TIGRINYA	0	0%
TIWA	0	0%
TURKISH	0	0%
UKRAINIAN	0	0%
URDU	1	1%
VIETNAMESE	2	1%
YORUBA	2	1%
Total Responses	142	

Lamar Consolidated ISD
23-24 Student School Climate Survey



Lamar Consolidated ISD
 23-24 Student School Climate Survey

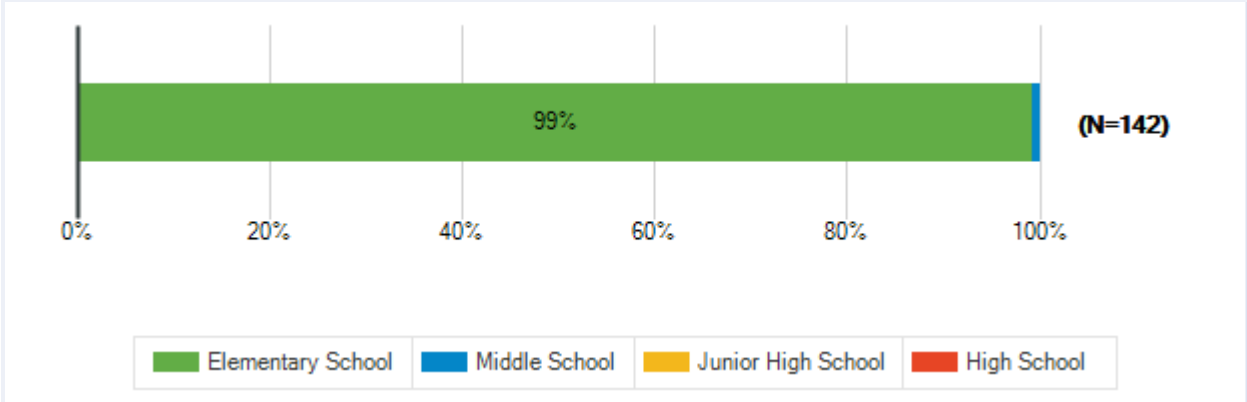
Race/Ethnicity		
Responses	Count	%
Yes	88	62%
No	26	18%
American Indian or Alaskan Native	1	1%
Black or African American	26	18%
Native Hawaiian or Other Pacific Islander	1	1%
Total Responses	142	



Lamar Consolidated ISD
23-24 Student School Climate Survey

Please select your school level.

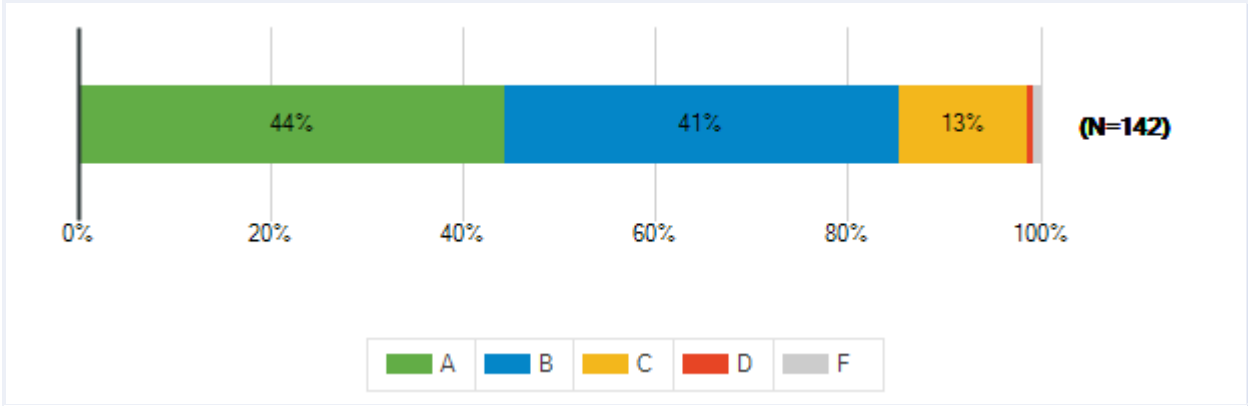
Responses	Count	%
Elementary School	141	99%
Middle School	1	1%
Junior High School	0	0%
High School	0	0%
Total Responses	142	



Lamar Consolidated ISD
23-24 Student School Climate Survey

Students receive grades of A, B, C, D or F to report the quality of their work. What grade would you give the overall quality of the education at your school? On this scale, A represents outstanding, C is average and F is failing.

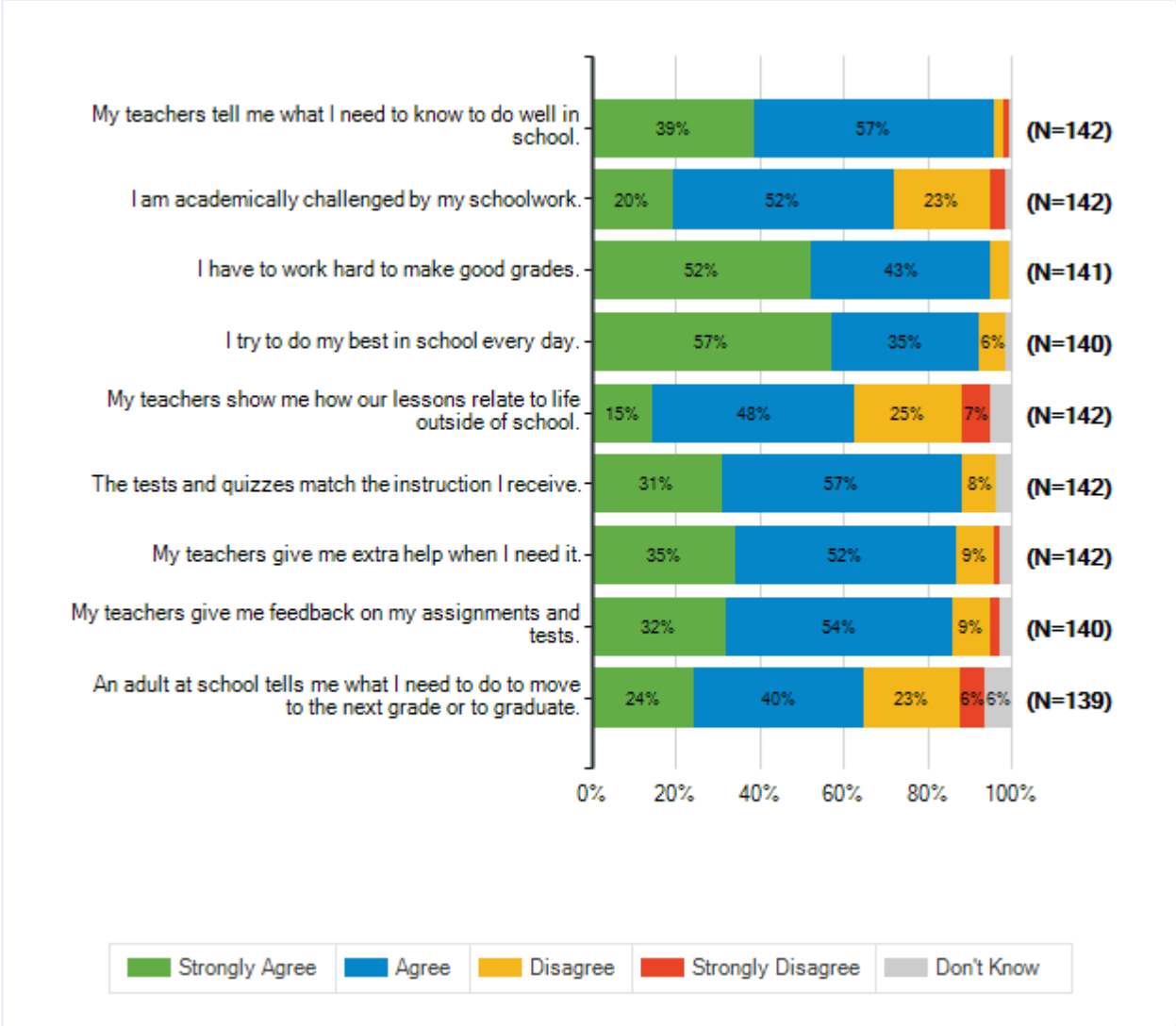
Responses	Count	%
A	63	44%
B	58	41%
C	19	13%
D	1	1%
F	1	1%
Total Responses	142	



Lamar Consolidated ISD
23-24 Student School Climate Survey

How strongly do you agree or disagree with each of the following statements?							
		Strongly Agree	Agree	Disagree	Strongly Disagree	Don't Know	Total Responses
(a)	My teachers tell me what I need to know to do well in school.	55	81	3	2	1	142
		39%	57%	2%	1%	1%	
(b)	I am academically challenged by my schoolwork.	28	74	33	5	2	142
		20%	52%	23%	4%	1%	
(c)	I have to work hard to make good grades.	74	60	6	0	1	141
		52%	43%	4%	0%	1%	
(d)	I try to do my best in school every day.	80	49	9	0	2	140
		57%	35%	6%	0%	1%	
(e)	My teachers show me how our lessons relate to life outside of school.	21	68	36	10	7	142
		15%	48%	25%	7%	5%	
(f)	The tests and quizzes match the instruction I receive.	44	81	12	0	5	142
		31%	57%	8%	0%	4%	
(g)	My teachers give me extra help when I need it.	49	74	13	2	4	142
		35%	52%	9%	1%	3%	
(h)	My teachers give me feedback on my assignments and tests.	45	75	13	3	4	140
		32%	54%	9%	2%	3%	
(i)	An adult at school tells me what I need to do to move to the next grade or to graduate.	34	56	32	8	9	139
		24%	40%	23%	6%	6%	

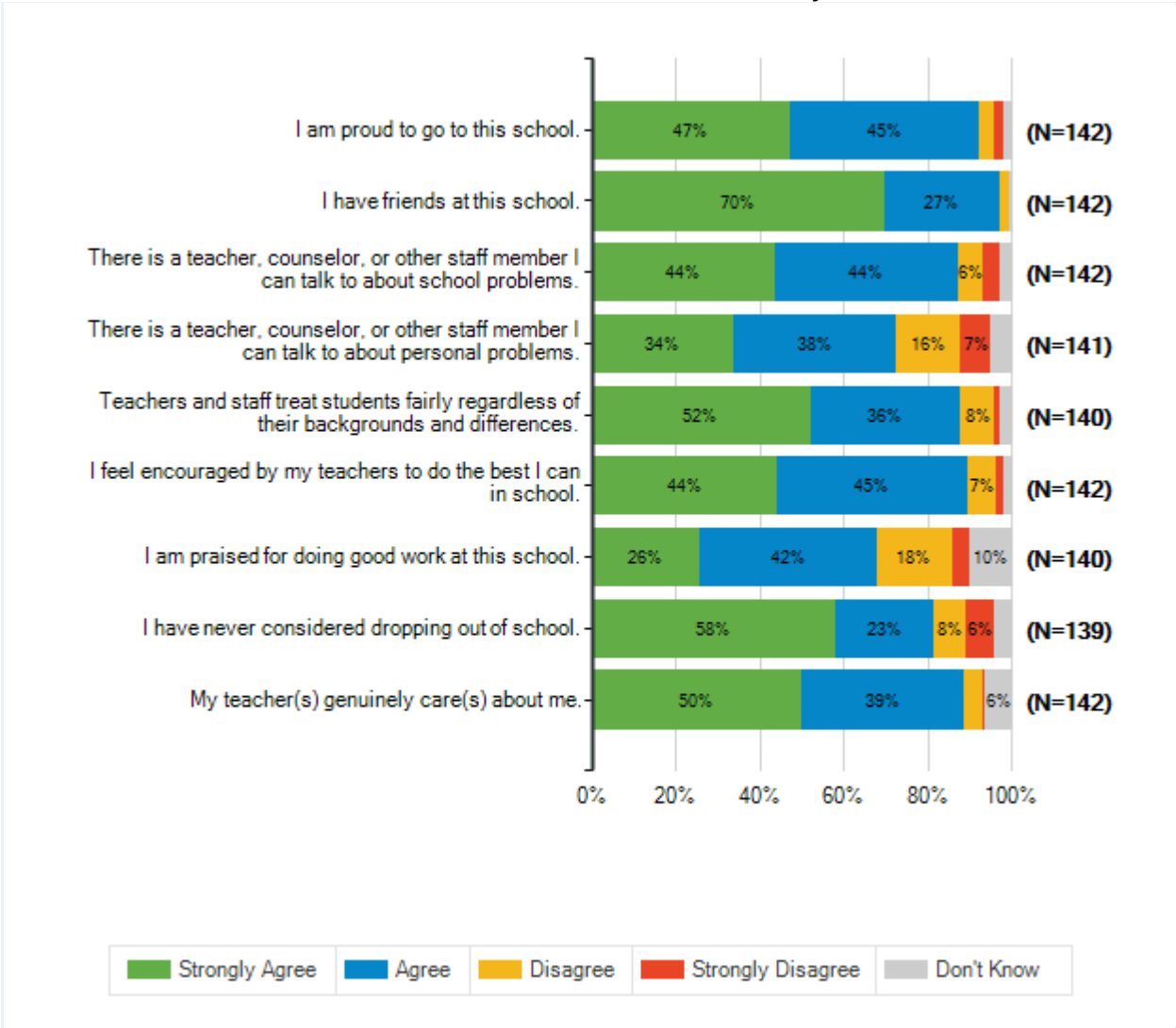
Lamar Consolidated ISD
 23-24 Student School Climate Survey



Lamar Consolidated ISD
23-24 Student School Climate Survey

How strongly do you agree or disagree with each of the following statements?							
		Strongly Agree	Agree	Disagree	Strongly Disagree	Don't Know	Total Responses
(a)	I am proud to go to this school.	67	64	5	3	3	142
		47%	45%	4%	2%	2%	
(b)	I have friends at this school.	99	39	3	0	1	142
		70%	27%	2%	0%	1%	
(c)	There is a teacher, counselor, or other staff member I can talk to about school problems.	62	62	8	6	4	142
		44%	44%	6%	4%	3%	
(d)	There is a teacher, counselor, or other staff member I can talk to about personal problems.	48	54	22	10	7	141
		34%	38%	16%	7%	5%	
(e)	Teachers and staff treat students fairly regardless of their backgrounds and differences.	73	50	11	2	4	140
		52%	36%	8%	1%	3%	
(f)	I feel encouraged by my teachers to do the best I can in school.	63	64	10	2	3	142
		44%	45%	7%	1%	2%	
(g)	I am praised for doing good work at this school.	36	59	25	6	14	140
		26%	42%	18%	4%	10%	
(h)	I have never considered dropping out of school.	81	32	11	9	6	139
		58%	23%	8%	6%	4%	
(i)	My teacher(s) genuinely care(s) about me.	71	55	6	1	9	142
		50%	39%	4%	1%	6%	

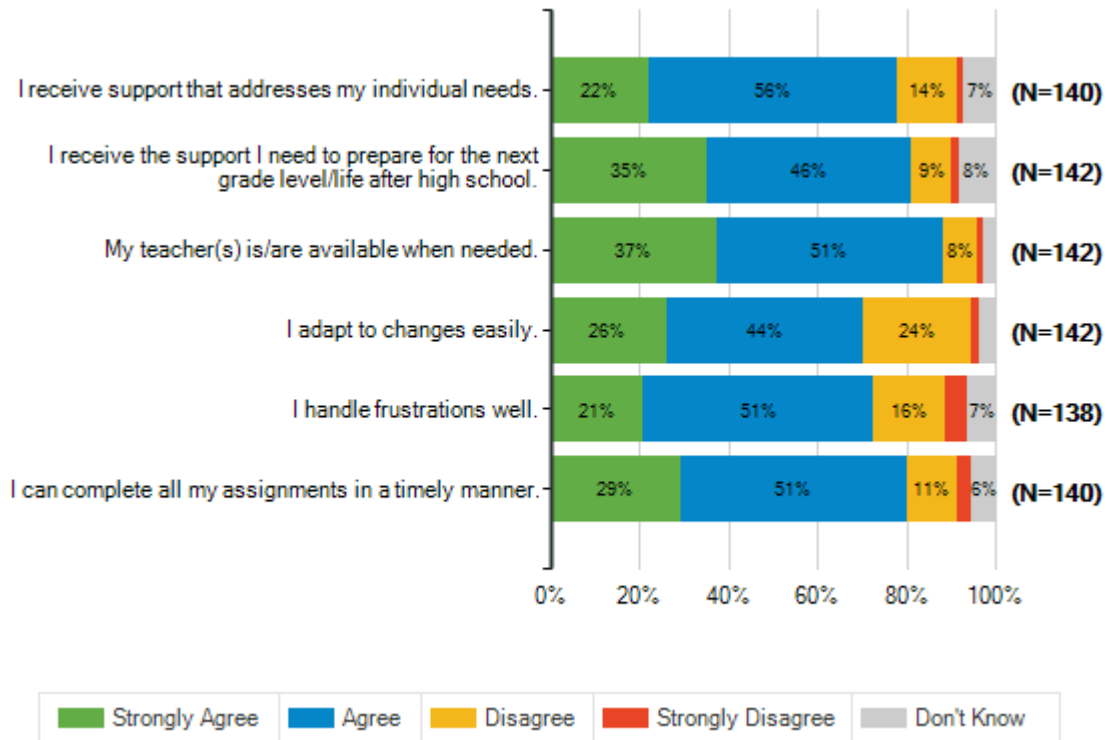
Lamar Consolidated ISD
 23-24 Student School Climate Survey



Lamar Consolidated ISD
23-24 Student School Climate Survey

How strongly do you agree or disagree with each of the following statements?

		Strongly Agree	Agree	Disagree	Strongly Disagree	Don't Know	Total Responses
(a) I receive support that addresses my individual needs.		31	78	19	2	10	140
		22%	56%	14%	1%	7%	
(b) I receive the support I need to prepare for the next grade level/life after high school.		50	65	13	2	12	142
		35%	46%	9%	1%	8%	
(c) My teacher(s) is/are available when needed.		53	72	11	2	4	142
		37%	51%	8%	1%	3%	
(d) I adapt to changes easily.		37	63	34	3	5	142
		26%	44%	24%	2%	4%	
(e) I handle frustrations well.		29	71	22	7	9	138
		21%	51%	16%	5%	7%	
(f) I can complete all my assignments in a timely manner.		41	71	16	4	8	140
		29%	51%	11%	3%	6%	



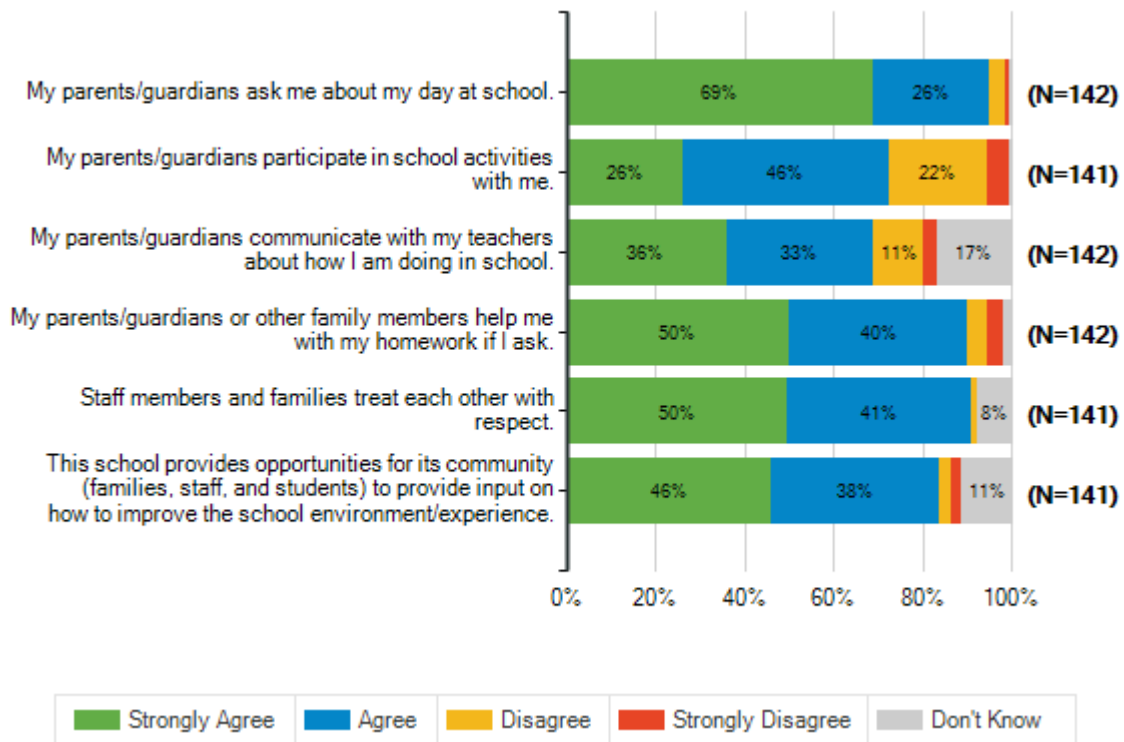
Lamar Consolidated ISD
23-24 Student School Climate Survey

How strongly do you agree or disagree with each of the following statements?						
	Strongly Agree	Agree	Disagree	Strongly Disagree	Don't Know	Total Responses
(a) A principal, teacher, guidance counselor, or college & career facilitator has given me advice on how to apply for scholarships.	0	0	0	0	0	0
	0%	0%	0%	0%	0%	
(b) A principal, teacher, guidance counselor, or college & career facilitator has given me advice on how to get into college or workforce development programs.	0	0	0	0	0	0
	0%	0%	0%	0%	0%	
(c) A principal, teacher, guidance counselor, or college & career facilitator has explored post-high school career and education paths with me.	0	0	0	0	0	0
	0%	0%	0%	0%	0%	
There were no responses to this question.						

Lamar Consolidated ISD
23-24 Student School Climate Survey

How strongly do you agree or disagree with each of the following statements?

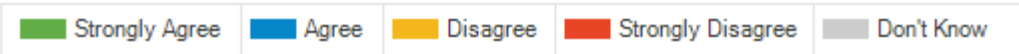
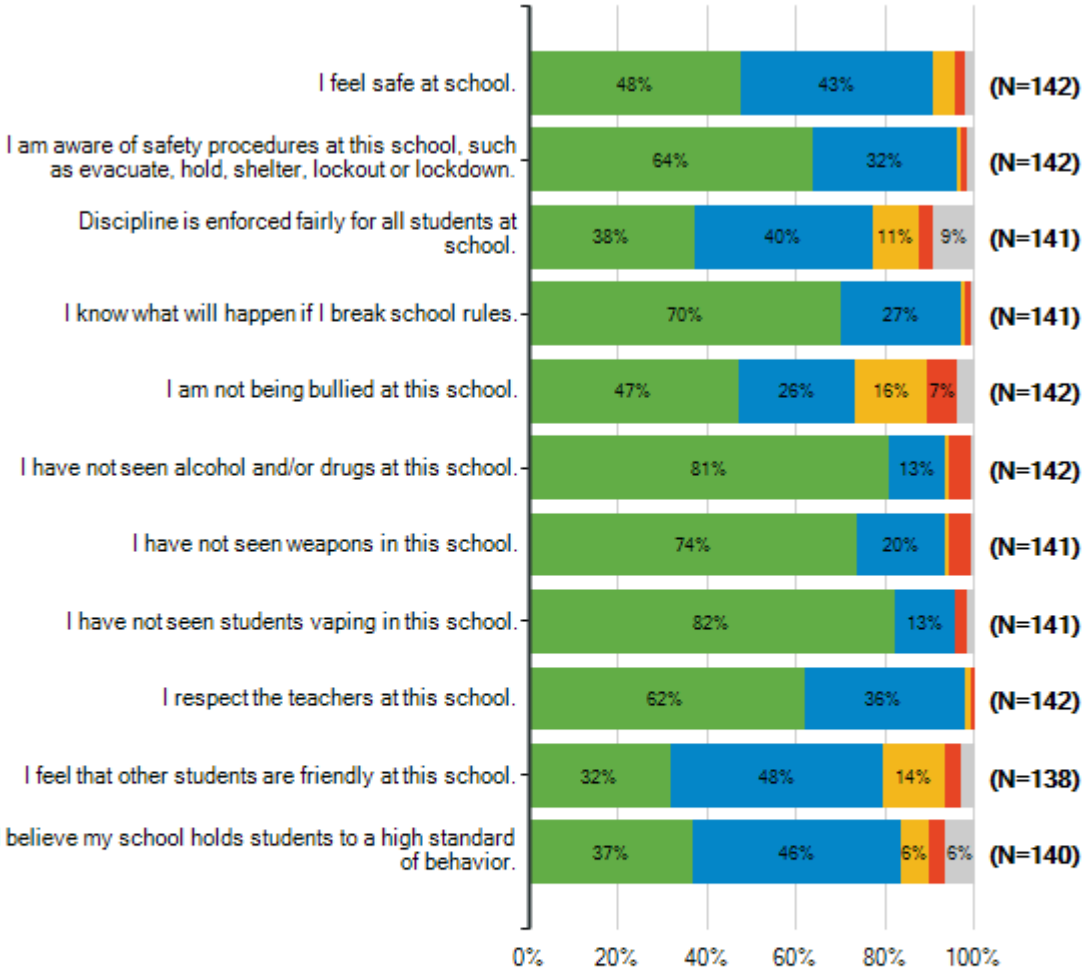
		Strongly Agree	Agree	Disagree	Strongly Disagree	Don't Know	Total Responses
(a)	My parents/guardians ask me about my day at school.	98	37	5	1	1	142
		69%	26%	4%	1%	1%	
(b)	My parents/guardians participate in school activities with me.	37	65	31	7	1	141
		26%	46%	22%	5%	1%	
(c)	My parents/guardians communicate with my teachers about how I am doing in school.	51	47	16	4	24	142
		36%	33%	11%	3%	17%	
(d)	My parents/guardians or other family members help me with my homework if I ask.	71	57	6	5	3	142
		50%	40%	4%	4%	2%	
(e)	Staff members and families treat each other with respect.	70	58	2	0	11	141
		50%	41%	1%	0%	8%	
(f)	This school provides opportunities for its community (families, staff, and students) to provide input on how to improve the school environment/experience.	65	53	4	3	16	141
		46%	38%	3%	2%	11%	



Lamar Consolidated ISD
23-24 Student School Climate Survey

Safety, Security, and Student Behavior							
How strongly do you agree or disagree with each of the following statements?							
		Strongly Agree	Agree	Disagree	Strongly Disagree	Don't Know	Total Responses
(a)	I feel safe at school.	68	61	7	3	3	142
		48%	43%	5%	2%	2%	
(b)	I am aware of safety procedures at this school, such as evacuate, hold, shelter, lockout or lockdown.	91	46	1	2	2	142
		64%	32%	1%	1%	1%	
(c)	Discipline is enforced fairly for all students at school.	53	56	15	4	13	141
		38%	40%	11%	3%	9%	
(d)	I know what will happen if I break school rules.	99	38	1	2	1	141
		70%	27%	1%	1%	1%	
(e)	I am not being bullied at this school.	67	37	23	10	5	142
		47%	26%	16%	7%	4%	
(f)	I have not seen alcohol and/or drugs at this school.	115	18	1	7	1	142
		81%	13%	1%	5%	1%	
(g)	I have not seen weapons in this school.	104	28	1	7	1	141
		74%	20%	1%	5%	1%	
(h)	I have not seen students vaping in this school.	116	19	0	4	2	141
		82%	13%	0%	3%	1%	
(i)	I respect the teachers at this school.	88	51	2	1	0	142
		62%	36%	1%	1%	0%	
(j)	I feel that other students are friendly at this school.	44	66	19	5	4	138
		32%	48%	14%	4%	3%	
(k)	I believe my school holds students to a high standard of behavior.	52	65	9	5	9	140
		37%	46%	6%	4%	6%	

Lamar Consolidated ISD
 23-24 Student School Climate Survey

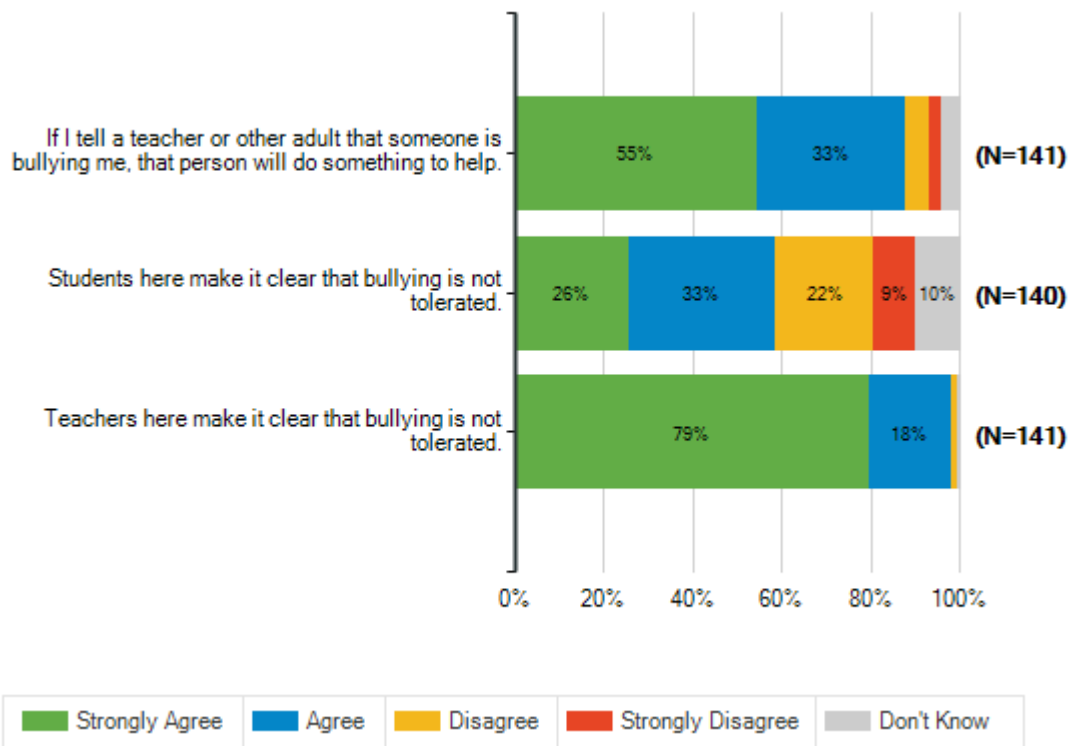


Lamar Consolidated ISD
23-24 Student School Climate Survey

Bullying

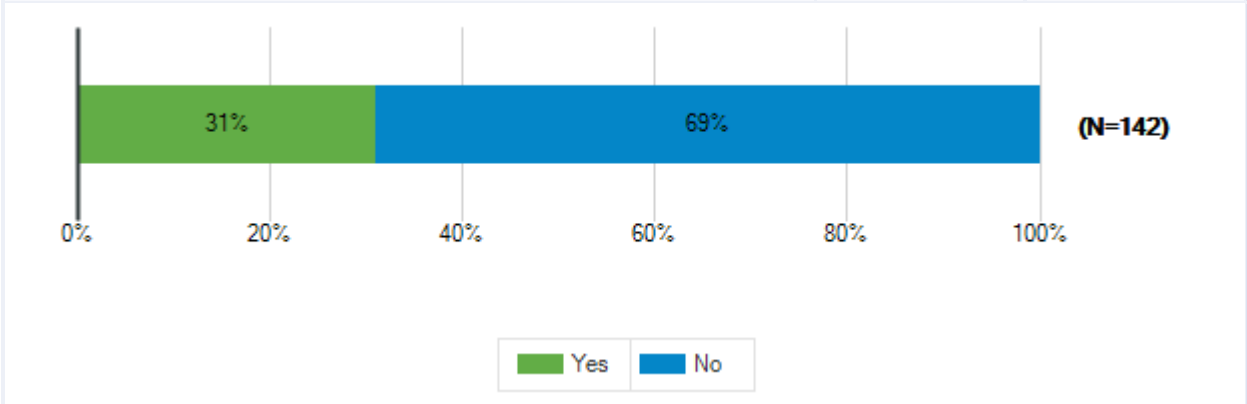
How strongly do you agree or disagree with each of the following statements?

		Strongly Agree	Agree	Disagree	Strongly Disagree	Don't Know	Total Responses
(a)	If I tell a teacher or other adult that someone is bullying me, that person will do something to help.	77	47	7	4	6	141
		55%	33%	5%	3%	4%	
(b)	Students here make it clear that bullying is not tolerated.	36	46	31	13	14	140
		26%	33%	22%	9%	10%	
(c)	Teachers here make it clear that bullying is not tolerated.	112	26	2	0	1	141
		79%	18%	1%	0%	1%	



Lamar Consolidated ISD
23-24 Student School Climate Survey

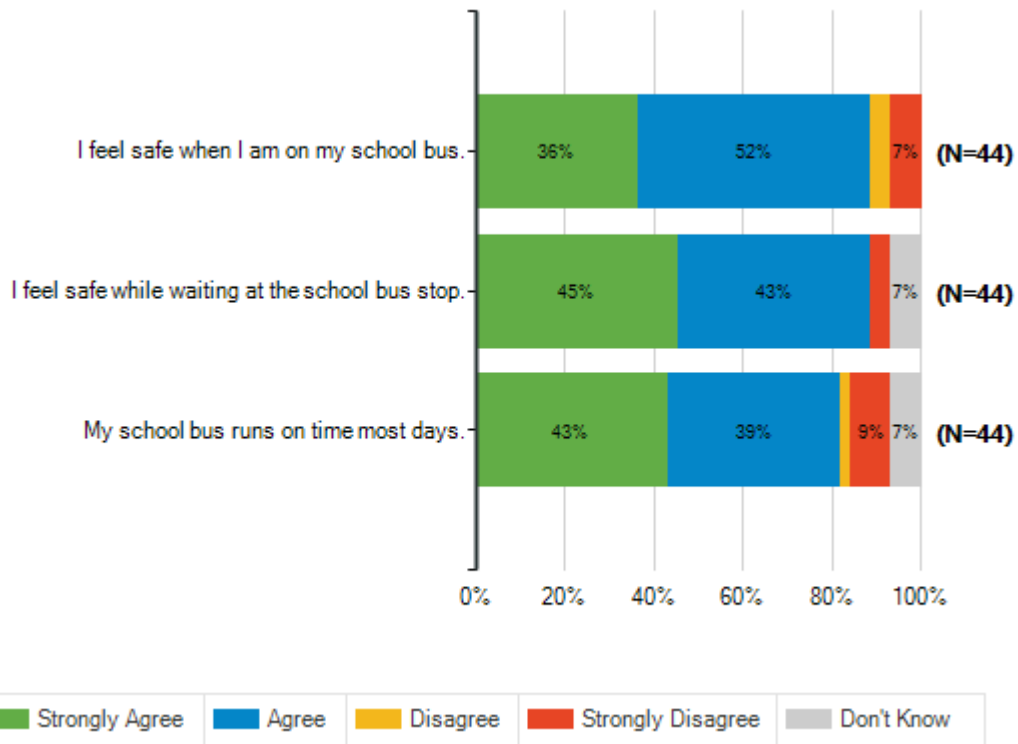
Do you ride the school bus?		
Responses	Count	%
Yes	44	31%
No	98	69%
Total Responses	142	



Lamar Consolidated ISD
23-24 Student School Climate Survey

How strongly do you agree or disagree with each of the following statements?

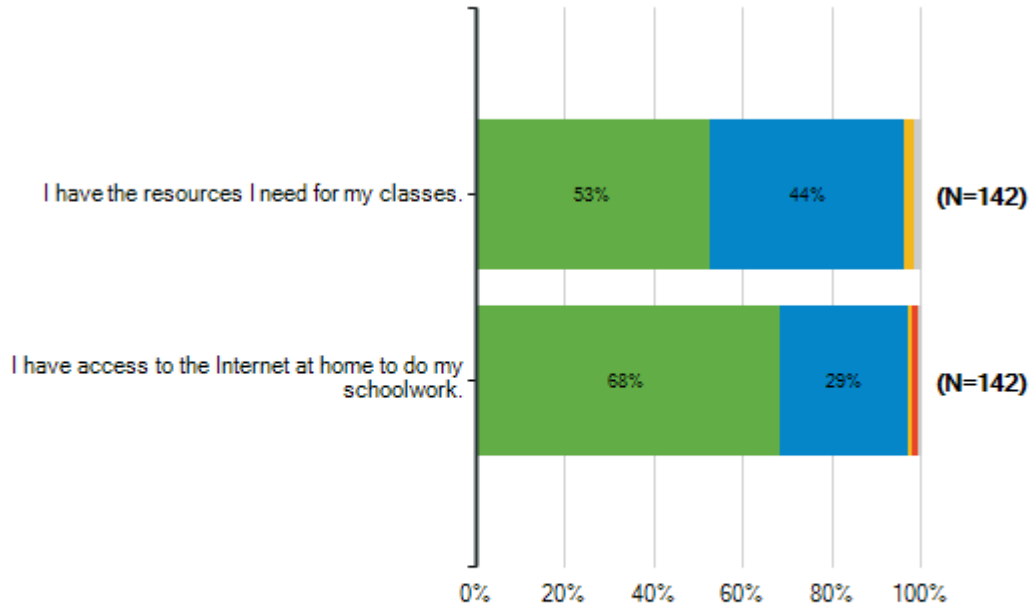
		Strongly Agree	Agree	Disagree	Strongly Disagree	Don't Know	Total Responses
(a)	I feel safe when I am on my school bus.	16	23	2	3	0	44
		36%	52%	5%	7%	0%	
(b)	I feel safe while waiting at the school bus stop.	20	19	0	2	3	44
		45%	43%	0%	5%	7%	
(c)	My school bus runs on time most days.	19	17	1	4	3	44
		43%	39%	2%	9%	7%	



Lamar Consolidated ISD
23-24 Student School Climate Survey

How strongly do you agree or disagree with each of the following statements?

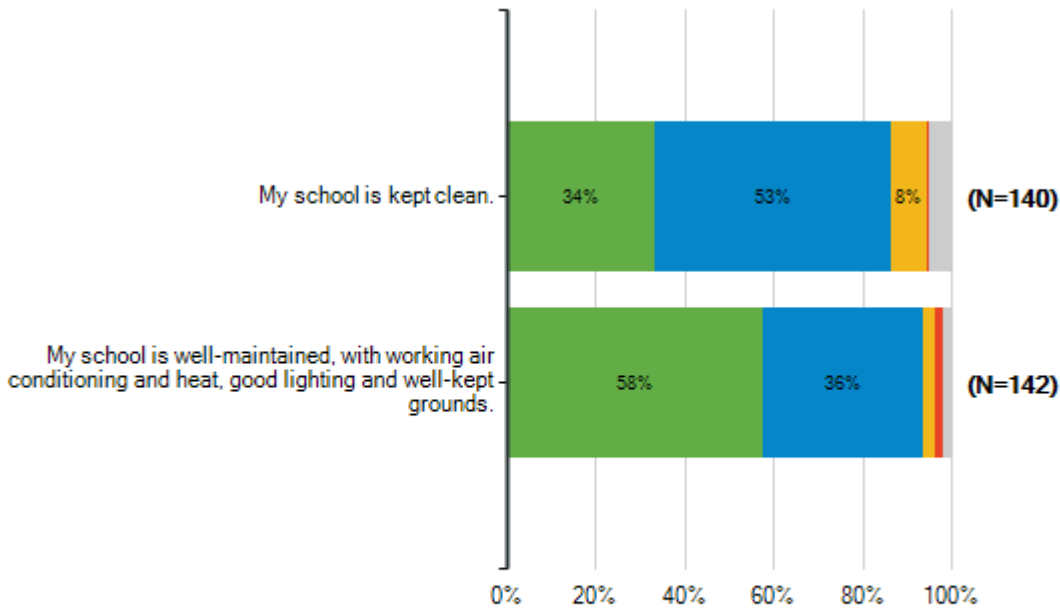
	Strongly Agree	Agree	Disagree	Strongly Disagree	Don't Know	Total Responses
(a) I have the resources I need for my classes.	75	62	3	0	2	142
	53%	44%	2%	0%	1%	
(b) I have access to the Internet at home to do my schoolwork.	97	41	1	2	1	142
	68%	29%	1%	1%	1%	



Lamar Consolidated ISD
 23-24 Student School Climate Survey

How strongly do you agree or disagree with each of the following statements?

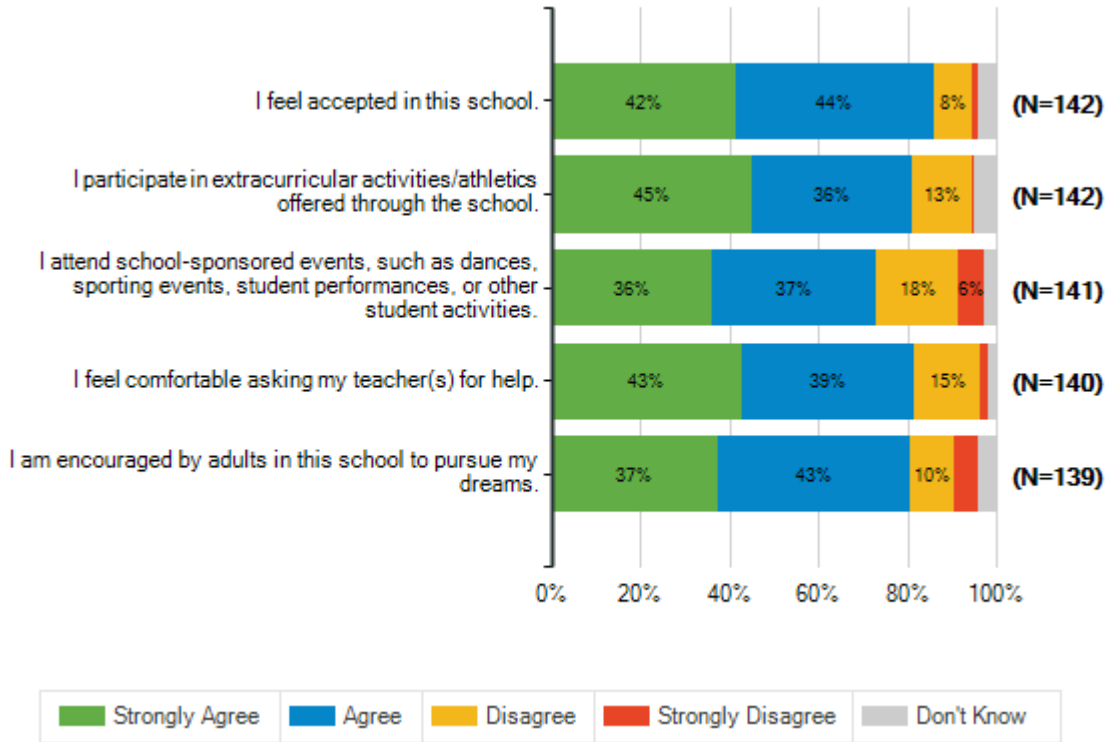
		Strongly Agree	Agree	Disagree	Strongly Disagree	Don't Know	Total Responses
(a)	My school is kept clean.	47	74	11	1	7	140
		34%	53%	8%	1%	5%	
(b)	My school is well-maintained, with working air conditioning and heat, good lighting and well-kept grounds.	82	51	4	2	3	142
		58%	36%	3%	1%	2%	



Lamar Consolidated ISD
23-24 Student School Climate Survey

How strongly do you agree or disagree with each of the following statements?

	Strongly Agree	Agree	Disagree	Strongly Disagree	Don't Know	Total Responses
(a) I feel accepted in this school.	59	63	12	2	6	142
	42%	44%	8%	1%	4%	
(b) I participate in extracurricular activities/athletics offered through the school.	64	51	19	1	7	142
	45%	36%	13%	1%	5%	
(c) I attend school-sponsored events, such as dances, sporting events, student performances, or other student activities.	51	52	26	8	4	141
	36%	37%	18%	6%	3%	
(d) I feel comfortable asking my teacher(s) for help.	60	54	21	2	3	140
	43%	39%	15%	1%	2%	
(e) I am encouraged by adults in this school to pursue my dreams.	52	60	14	7	6	139
	37%	43%	10%	5%	4%	



Lamar Consolidated ISD
23-24 Student School Climate Survey

How strongly do you agree or disagree with each of the following statements?

		Strongly Agree	Agree	Disagree	Strongly Disagree	Don't Know	Total Responses
(a)	School leaders and staff at my school are welcoming to families of all cultures.	83	42	2	0	15	142
		58%	30%	1%	0%	11%	
(b)	School leaders and staff at my school are welcoming to families of all economic backgrounds.	75	40	1	0	26	142
		53%	28%	1%	0%	18%	
(c)	School leaders and staff at my school are welcoming to families of all races/ethnicities.	79	43	3	1	16	142
		56%	30%	2%	1%	11%	
(d)	School leaders and staff at my school are welcoming to families of all religions.	88	42	1	0	9	140
		63%	30%	1%	0%	6%	
(e)	School leaders and staff at my school are welcoming to families who speak languages other than English.	76	37	2	0	27	142
		54%	26%	1%	0%	19%	

