



23-24 Student School Climate Survey

Survey Results

Wertheimer Middle School

Lamar Consolidated ISD
February 12 - March 4, 2024



Lamar Consolidated ISD
23-24 Student School Climate Survey

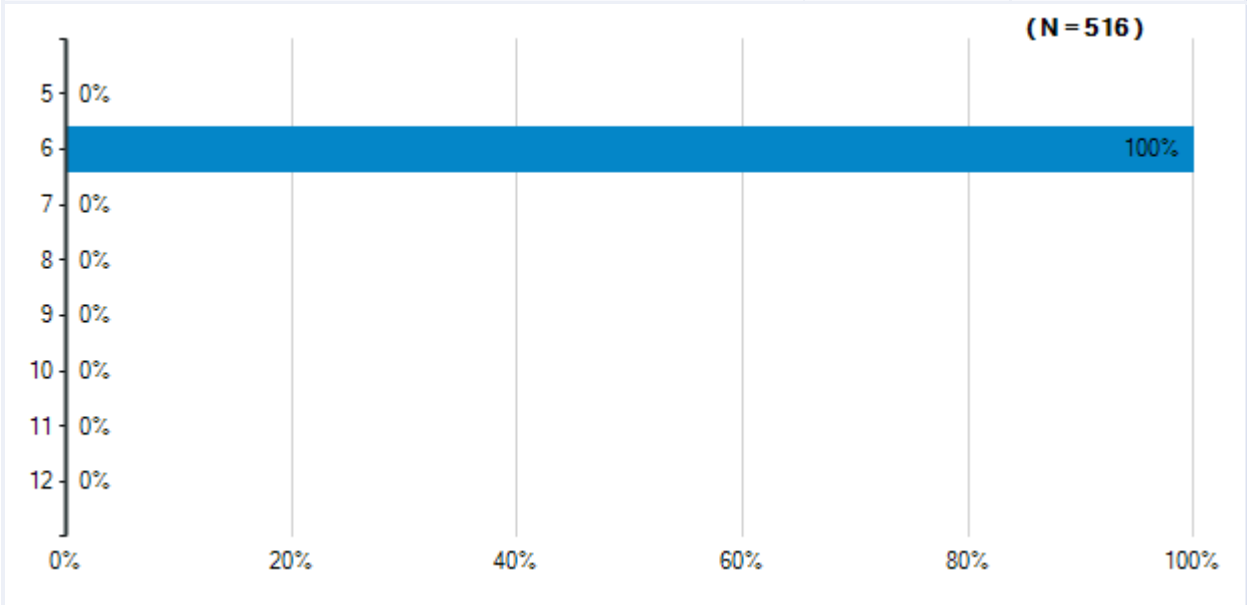
| School Name | Count | % |
|--------------------------------|-------|----|
| Adolphus Elementary | 0 | 0% |
| Alternative Learning Center | 0 | 0% |
| Arredondo Elementary | 0 | 0% |
| Austin Elementary | 0 | 0% |
| Beasley Elementary | 0 | 0% |
| Bentley Elementary | 0 | 0% |
| Bowie Elementary | 0 | 0% |
| Briscoe Junior High | 0 | 0% |
| Campbell Elementary | 0 | 0% |
| Carter Elementary | 0 | 0% |
| Culver Elementary | 0 | 0% |
| Dickinson Elementary | 0 | 0% |
| Foster High School | 0 | 0% |
| Frost Elementary | 0 | 0% |
| Fulshear High School | 0 | 0% |
| George Junior High | 0 | 0% |
| George Ranch High School | 0 | 0% |
| Gray Elementary | 0 | 0% |
| Hubenak Elementary | 0 | 0% |
| Huggins Elementary | 0 | 0% |
| Hutchison Elementary | 0 | 0% |
| Jackson Elementary | 0 | 0% |
| Lamar Consolidated High School | 0 | 0% |
| Lamar Junior High | 0 | 0% |
| Leaman Junior High | 0 | 0% |
| Lindsey Elementary | 0 | 0% |
| Long Elementary | 0 | 0% |
| McNeill Elementary | 0 | 0% |
| Morgan Elementary | 0 | 0% |
| Meyer Elementary | 0 | 0% |
| Navarro Middle School | 0 | 0% |
| Phelan Elementary | 0 | 0% |
| Pink Elementary | 0 | 0% |
| Randle High School | 0 | 0% |
| Ray Elementary | 0 | 0% |
| Reading Junior High | 0 | 0% |
| Roberts Middle School | 0 | 0% |
| Ryon Middle School | 0 | 0% |
| Seguin ECC | 0 | 0% |

Lamar Consolidated ISD
23-24 Student School Climate Survey

| | | |
|----------------------------|------------|------|
| Smith Elementary | 0 | 0% |
| Tamarron Elementary | 0 | 0% |
| Terry High School | 0 | 0% |
| Thomas Elementary | 0 | 0% |
| Travis Elementary | 0 | 0% |
| Velasquez Elementary | 0 | 0% |
| Wertheimer Middle School | 0 | 0% |
| Wessendorff Middle School | 0 | 0% |
| Williams Elementary | 0 | 0% |
| Wright Junior High | 0 | 0% |
| 1621 Place | 0 | 0% |
| Wertheimer Middle School 2 | 516 | 100% |
| Williams Elementary 2 | 0 | 0% |
| Wright Junior High 2 | 0 | 0% |
| Total Responses | 516 | |

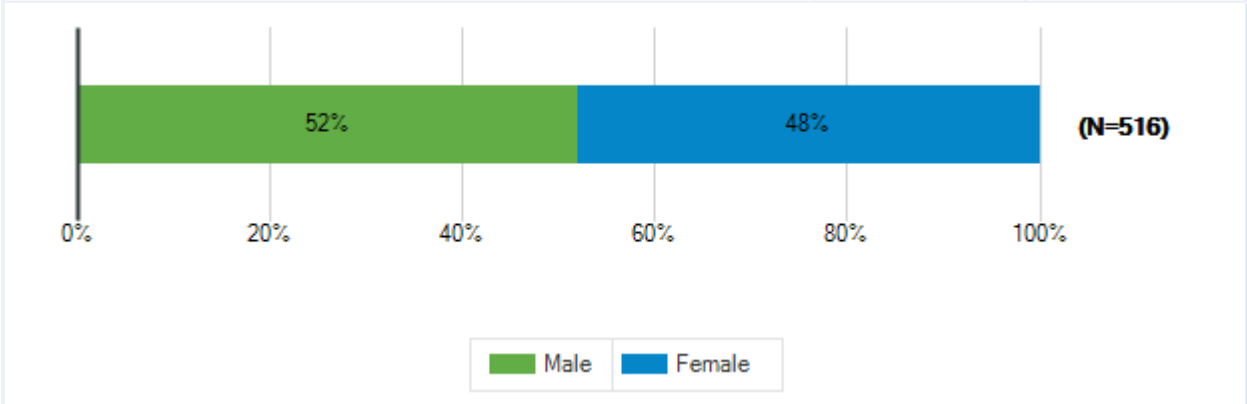
Lamar Consolidated ISD
 23-24 Student School Climate Survey

| Grade Level (prepopulated, hidden) | | |
|------------------------------------|------------|------|
| Responses | Count | % |
| 5 | 0 | 0% |
| 6 | 516 | 100% |
| 7 | 0 | 0% |
| 8 | 0 | 0% |
| 9 | 0 | 0% |
| 10 | 0 | 0% |
| 11 | 0 | 0% |
| 12 | 0 | 0% |
| Total Responses | 516 | |



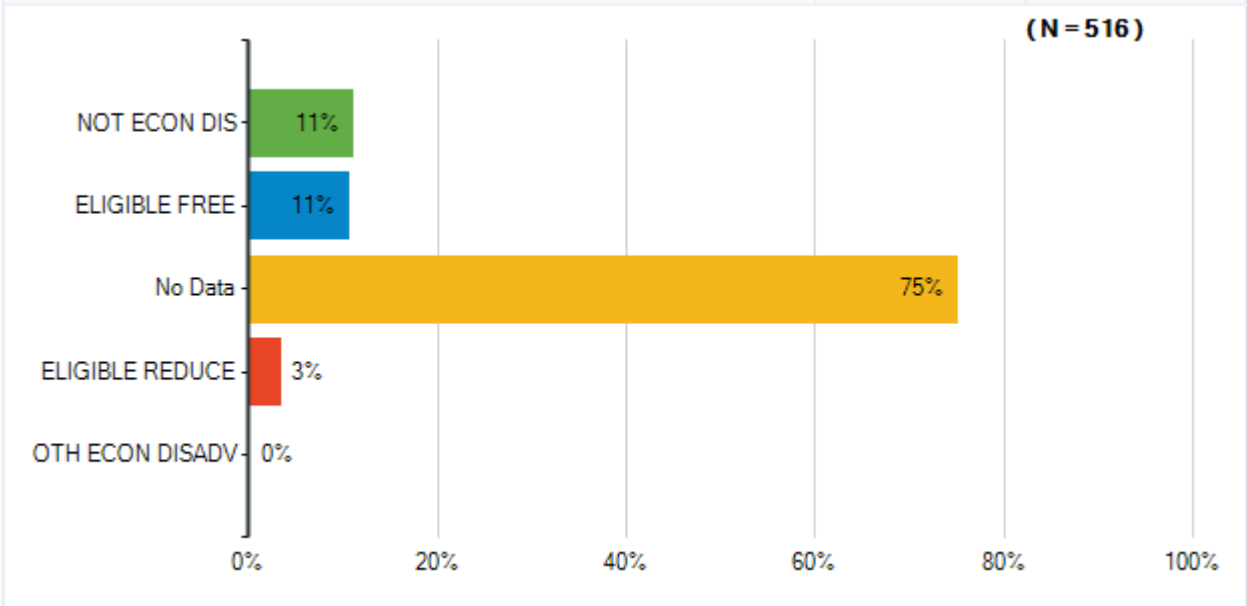
Lamar Consolidated ISD
23-24 Student School Climate Survey

| Gender (prepopulated, hidden) | | |
|-------------------------------|------------|-----|
| Responses | Count | % |
| Male | 268 | 52% |
| Female | 248 | 48% |
| Total Responses | 516 | |



Lamar Consolidated ISD
 23-24 Student School Climate Survey

| Free or Reduced Price Meal Status | | |
|-----------------------------------|------------|-----|
| Responses | Count | % |
| NOT ECON DIS | 57 | 11% |
| ELIGIBLE FREE | 55 | 11% |
| No Data | 387 | 75% |
| ELIGIBLE REDUCE | 17 | 3% |
| OTH ECON DISADV | 0 | 0% |
| Total Responses | 516 | |



Lamar Consolidated ISD
23-24 Student School Climate Survey

| Language Spoken at Home | | |
|-------------------------|-------|-----|
| Responses | Count | % |
| AFRIKAANS | 0 | 0% |
| AKAN | 0 | 0% |
| ALBANIAN, TOSK | 0 | 0% |
| AMHARIC | 0 | 0% |
| ARABIC | 21 | 4% |
| BALINESE | 0 | 0% |
| BENGALI | 1 | 0% |
| BOSNIAN | 0 | 0% |
| BURMESE | 0 | 0% |
| CAMBODIAN | 0 | 0% |
| CANTONESE | 2 | 0% |
| CEBUANO | 0 | 0% |
| CHAOCHOW/TEOCHIU | 0 | 0% |
| CHINESE | 0 | 0% |
| CROATIAN | 0 | 0% |
| CROW | 0 | 0% |
| CZECH | 0 | 0% |
| DUTCH/FLEMISH | 0 | 0% |
| EFIK | 0 | 0% |
| ENGLISH | 384 | 74% |
| ESKIMO | 0 | 0% |
| ESTONIAN | 0 | 0% |
| ETHIOPIC | 0 | 0% |
| EWE | 0 | 0% |
| FARSI | 1 | 0% |
| FINNISH | 0 | 0% |
| FRENCH | 0 | 0% |
| FUKIEN/HOKKIEN | 0 | 0% |
| GERMAN | 0 | 0% |
| GUJARATI | 0 | 0% |
| HAINANESE | 0 | 0% |
| HAITIAN-CREOLE | 0 | 0% |
| HAKKA | 0 | 0% |
| HAUSA | 0 | 0% |
| HEBREW | 0 | 0% |
| HINDI | 0 | 0% |
| HUNGARIAN | 0 | 0% |
| IBO/IGBO | 4 | 1% |

Lamar Consolidated ISD
23-24 Student School Climate Survey

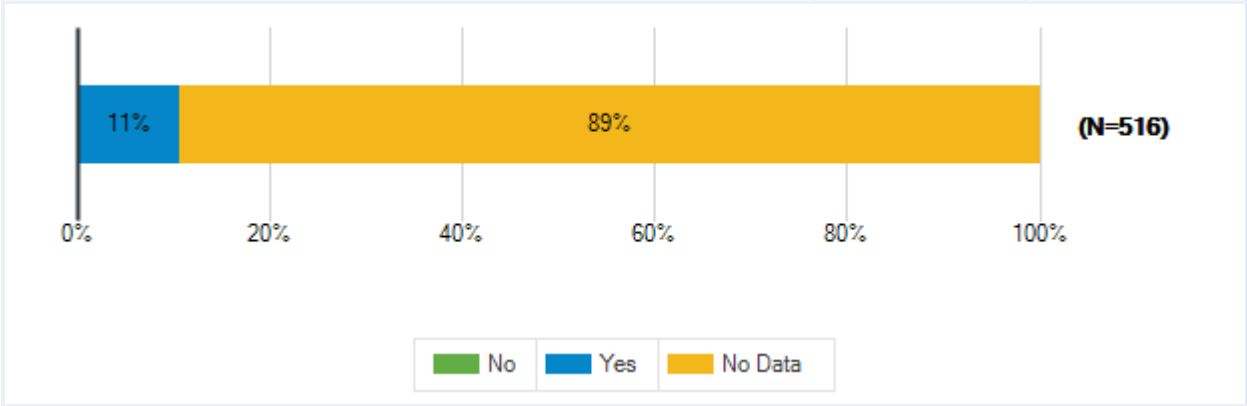
| | | |
|---------------------------|----|-----|
| ILONGGO | 0 | 0% |
| INDONESIAN | 1 | 0% |
| ITALIAN | 0 | 0% |
| JAPANESE | 0 | 0% |
| KACHE | 0 | 0% |
| KONKANI | 0 | 0% |
| KOREAN | 0 | 0% |
| KRIO | 0 | 0% |
| KURDISH | 0 | 0% |
| LAOTIAN | 0 | 0% |
| LINGALA | 0 | 0% |
| LITHUANIAN | 0 | 0% |
| LUGANDA | 0 | 0% |
| MALAY | 0 | 0% |
| MALAYALAM | 1 | 0% |
| MANDARIN | 6 | 1% |
| MANDE | 0 | 0% |
| MARATHI | 1 | 0% |
| NATIVE AMERICAN LANGUAGES | 0 | 0% |
| NEPALI | 0 | 0% |
| NORWEGIAN | 0 | 0% |
| No Data | 0 | 0% |
| ORIYA | 0 | 0% |
| OTHER LANGUAGES | 2 | 0% |
| PANJABI | 0 | 0% |
| PASHTO | 0 | 0% |
| PILIPINO | 4 | 1% |
| POLISH | 0 | 0% |
| PORTUGUESE | 0 | 0% |
| RUSSIAN | 2 | 0% |
| SAMOAN | 0 | 0% |
| SERBIAN | 0 | 0% |
| SHANGHAI | 0 | 0% |
| SHONA | 0 | 0% |
| SIKKIMESE | 0 | 0% |
| SINDHI | 0 | 0% |
| SINHALESE | 0 | 0% |
| SOMALI | 0 | 0% |
| SOTHO | 0 | 0% |
| SPANISH | 57 | 11% |
| SWAHILI | 1 | 0% |

Lamar Consolidated ISD
23-24 Student School Climate Survey

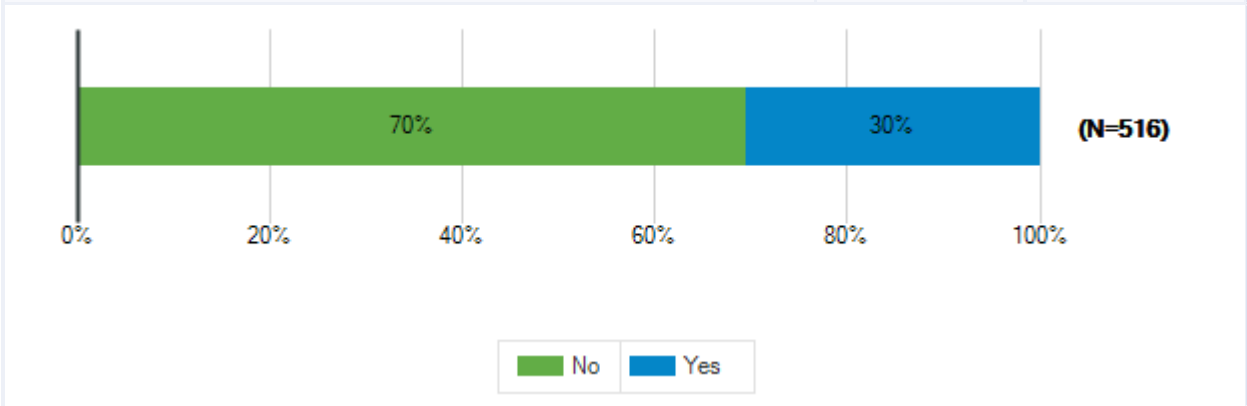
| | | |
|----------------------------|------------|----|
| SWEDISH | 0 | 0% |
| TAIWANESE/FORMOSAN/MIN NAN | 0 | 0% |
| TAMIL | 0 | 0% |
| TELUGU | 0 | 0% |
| THAI | 0 | 0% |
| TIBETAN | 0 | 0% |
| TIGRINYA | 2 | 0% |
| TIWA | 1 | 0% |
| TURKISH | 1 | 0% |
| UKRAINIAN | 0 | 0% |
| URDU | 6 | 1% |
| VIETNAMESE | 12 | 2% |
| YORUBA | 6 | 1% |
| Total Responses | 516 | |

Lamar Consolidated ISD
 23-24 Student School Climate Survey

| Special Education Status | | |
|--------------------------|------------|-----|
| Responses | Count | % |
| No | 0 | 0% |
| Yes | 55 | 11% |
| No Data | 461 | 89% |
| Total Responses | 516 | |

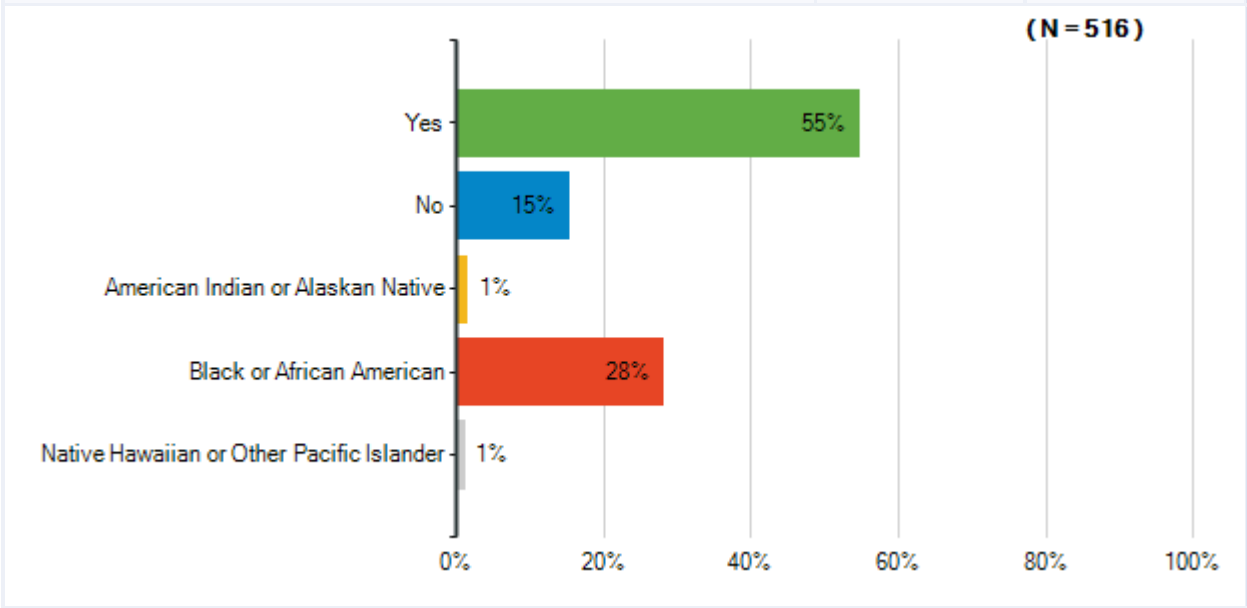


| Hispanic/Latino | | |
|------------------------|------------|-----|
| Responses | Count | % |
| No | 359 | 70% |
| Yes | 157 | 30% |
| Total Responses | 516 | |



Lamar Consolidated ISD
 23-24 Student School Climate Survey

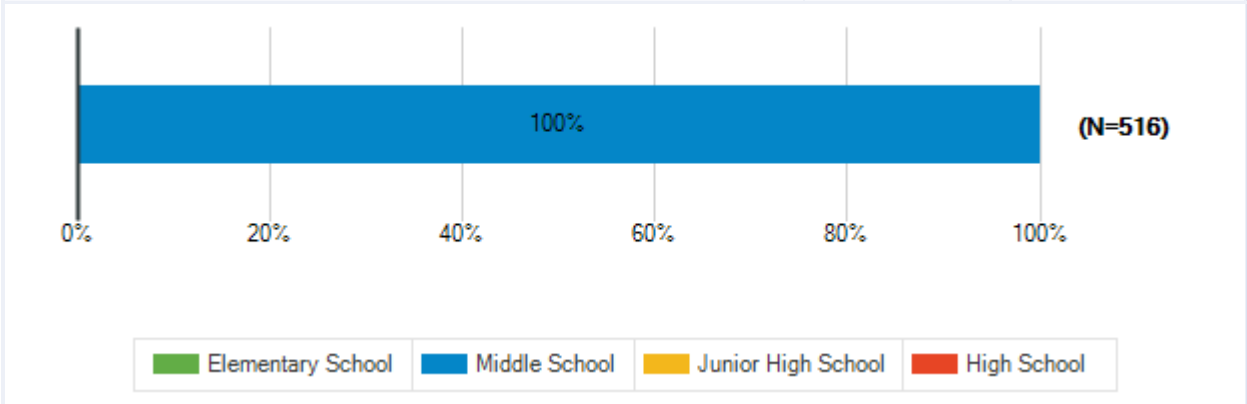
| Race/Ethnicity | | |
|---|------------|-----|
| Responses | Count | % |
| Yes | 282 | 55% |
| No | 78 | 15% |
| American Indian or Alaskan Native | 7 | 1% |
| Black or African American | 144 | 28% |
| Native Hawaiian or Other Pacific Islander | 5 | 1% |
| Total Responses | 516 | |



Lamar Consolidated ISD
23-24 Student School Climate Survey

Please select your school level.

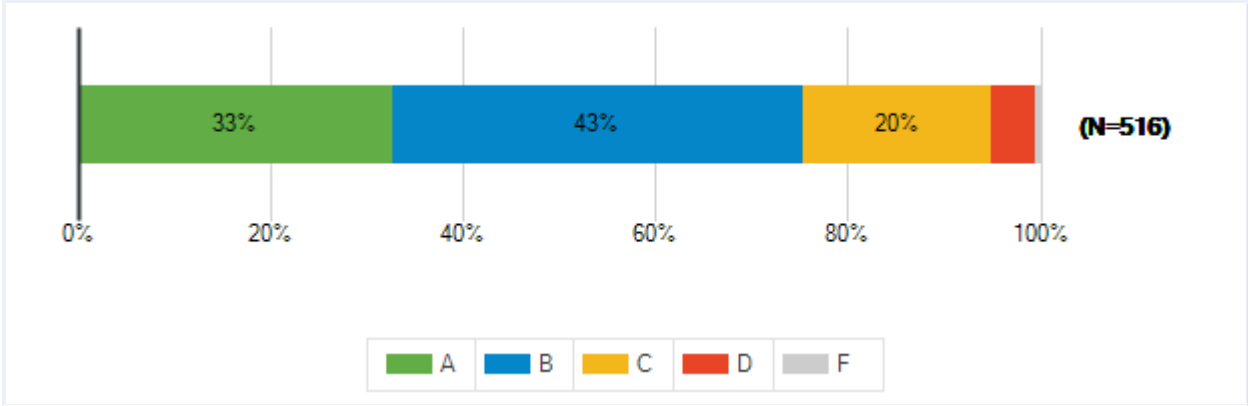
| Responses | Count | % |
|------------------------|------------|------|
| Elementary School | 0 | 0% |
| Middle School | 516 | 100% |
| Junior High School | 0 | 0% |
| High School | 0 | 0% |
| Total Responses | 516 | |



Lamar Consolidated ISD
23-24 Student School Climate Survey

Students receive grades of A, B, C, D or F to report the quality of their work. What grade would you give the overall quality of the education at your school? On this scale, A represents outstanding, C is average and F is failing.

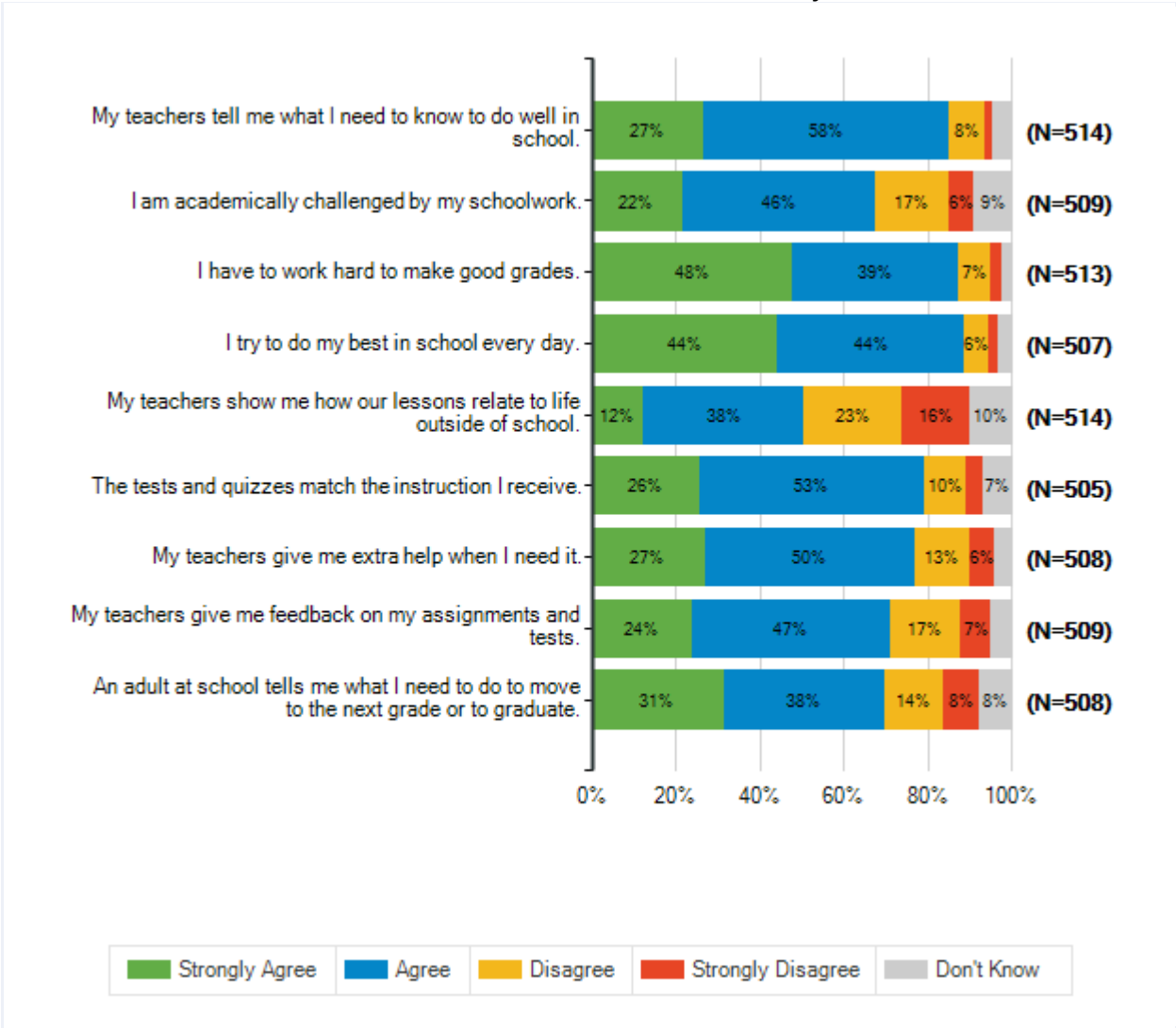
| Responses | Count | % |
|------------------------|------------|-----|
| A | 168 | 33% |
| B | 221 | 43% |
| C | 101 | 20% |
| D | 23 | 4% |
| F | 3 | 1% |
| Total Responses | 516 | |



Lamar Consolidated ISD
23-24 Student School Climate Survey

| How strongly do you agree or disagree with each of the following statements? | | | | | | | |
|--|---|----------------|-------|----------|-------------------|------------|-----------------|
| | | Strongly Agree | Agree | Disagree | Strongly Disagree | Don't Know | Total Responses |
| (a) | My teachers tell me what I need to know to do well in school. | 138 | 300 | 43 | 10 | 23 | 514 |
| | | 27% | 58% | 8% | 2% | 4% | |
| (b) | I am academically challenged by my schoolwork. | 110 | 233 | 89 | 31 | 46 | 509 |
| | | 22% | 46% | 17% | 6% | 9% | |
| (c) | I have to work hard to make good grades. | 246 | 202 | 38 | 15 | 12 | 513 |
| | | 48% | 39% | 7% | 3% | 2% | |
| (d) | I try to do my best in school every day. | 225 | 224 | 30 | 12 | 16 | 507 |
| | | 44% | 44% | 6% | 2% | 3% | |
| (e) | My teachers show me how our lessons relate to life outside of school. | 64 | 196 | 120 | 82 | 52 | 514 |
| | | 12% | 38% | 23% | 16% | 10% | |
| (f) | The tests and quizzes match the instruction I receive. | 130 | 270 | 50 | 20 | 35 | 505 |
| | | 26% | 53% | 10% | 4% | 7% | |
| (g) | My teachers give me extra help when I need it. | 137 | 253 | 66 | 31 | 21 | 508 |
| | | 27% | 50% | 13% | 6% | 4% | |
| (h) | My teachers give me feedback on my assignments and tests. | 123 | 238 | 86 | 37 | 25 | 509 |
| | | 24% | 47% | 17% | 7% | 5% | |
| (i) | An adult at school tells me what I need to do to move to the next grade or to graduate. | 160 | 194 | 72 | 42 | 40 | 508 |
| | | 31% | 38% | 14% | 8% | 8% | |

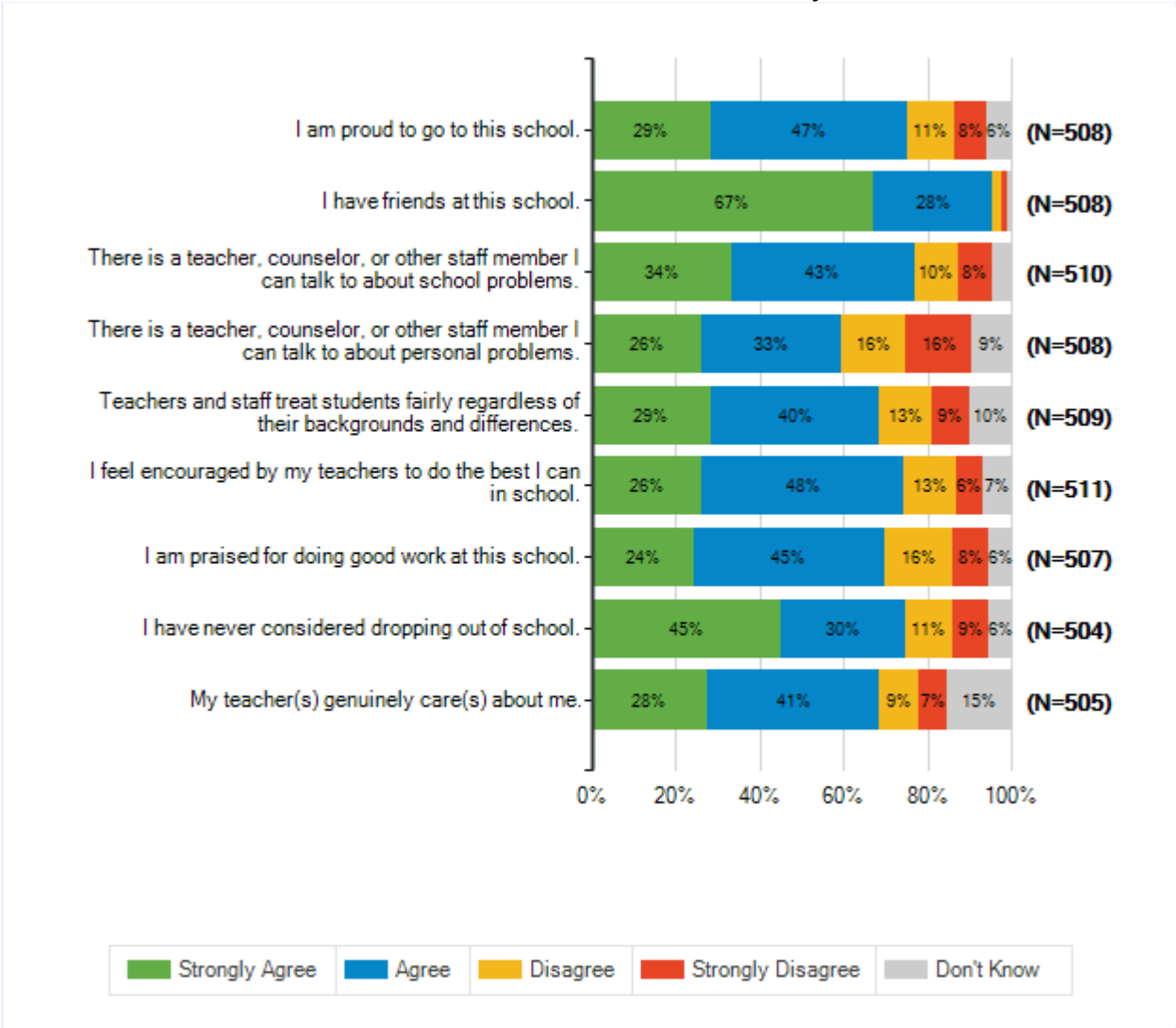
Lamar Consolidated ISD
 23-24 Student School Climate Survey



Lamar Consolidated ISD
23-24 Student School Climate Survey

| How strongly do you agree or disagree with each of the following statements? | | | | | | | |
|--|---|----------------|-------|----------|-------------------|------------|-----------------|
| | | Strongly Agree | Agree | Disagree | Strongly Disagree | Don't Know | Total Responses |
| (a) | I am proud to go to this school. | 145 | 237 | 56 | 39 | 31 | 508 |
| | | 29% | 47% | 11% | 8% | 6% | |
| (b) | I have friends at this school. | 341 | 144 | 10 | 7 | 6 | 508 |
| | | 67% | 28% | 2% | 1% | 1% | |
| (c) | There is a teacher, counselor, or other staff member I can talk to about school problems. | 171 | 221 | 52 | 43 | 23 | 510 |
| | | 34% | 43% | 10% | 8% | 5% | |
| (d) | There is a teacher, counselor, or other staff member I can talk to about personal problems. | 133 | 168 | 79 | 80 | 48 | 508 |
| | | 26% | 33% | 16% | 16% | 9% | |
| (e) | Teachers and staff treat students fairly regardless of their backgrounds and differences. | 146 | 203 | 64 | 44 | 52 | 509 |
| | | 29% | 40% | 13% | 9% | 10% | |
| (f) | I feel encouraged by my teachers to do the best I can in school. | 135 | 245 | 64 | 31 | 36 | 511 |
| | | 26% | 48% | 13% | 6% | 7% | |
| (g) | I am praised for doing good work at this school. | 124 | 229 | 82 | 43 | 29 | 507 |
| | | 24% | 45% | 16% | 8% | 6% | |
| (h) | I have never considered dropping out of school. | 228 | 149 | 56 | 43 | 28 | 504 |
| | | 45% | 30% | 11% | 9% | 6% | |
| (i) | My teacher(s) genuinely care(s) about me. | 140 | 206 | 47 | 34 | 78 | 505 |
| | | 28% | 41% | 9% | 7% | 15% | |

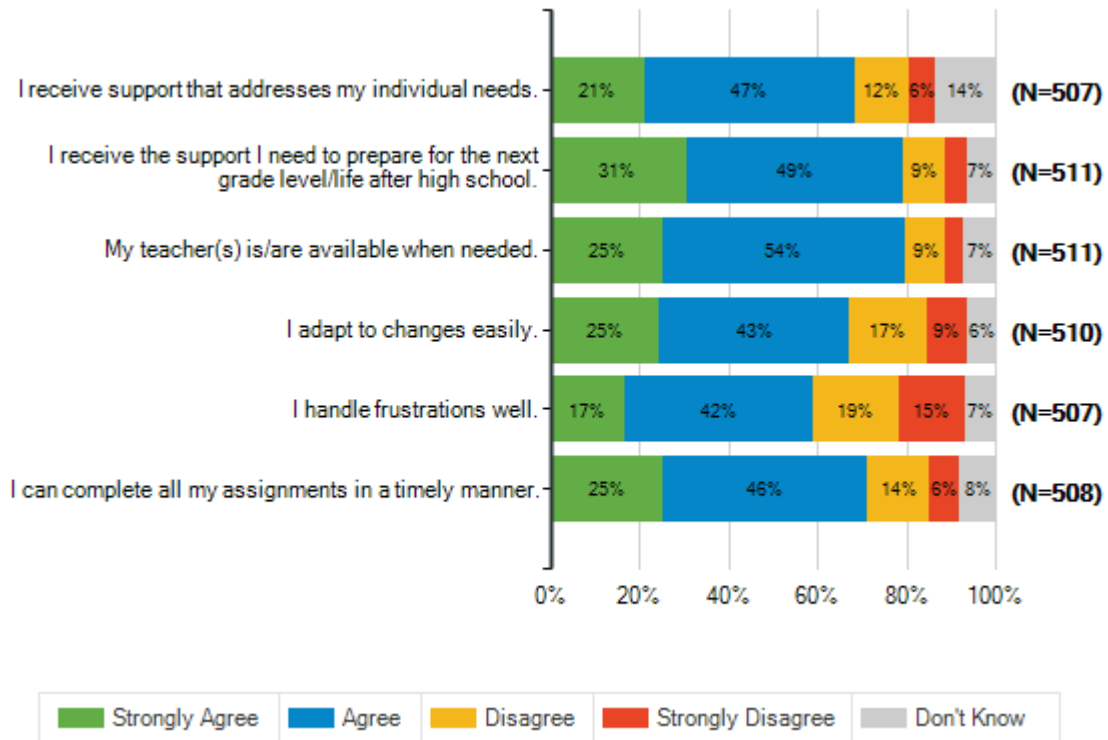
Lamar Consolidated ISD
 23-24 Student School Climate Survey



Lamar Consolidated ISD
23-24 Student School Climate Survey

How strongly do you agree or disagree with each of the following statements?

| | | Strongly Agree | Agree | Disagree | Strongly Disagree | Don't Know | Total Responses |
|-----|--|----------------|-------|----------|-------------------|------------|-----------------|
| (a) | I receive support that addresses my individual needs. | 109 | 237 | 63 | 29 | 69 | 507 |
| | | 21% | 47% | 12% | 6% | 14% | |
| (b) | I receive the support I need to prepare for the next grade level/life after high school. | 156 | 249 | 47 | 25 | 34 | 511 |
| | | 31% | 49% | 9% | 5% | 7% | |
| (c) | My teacher(s) is/are available when needed. | 129 | 278 | 47 | 20 | 37 | 511 |
| | | 25% | 54% | 9% | 4% | 7% | |
| (d) | I adapt to changes easily. | 125 | 218 | 88 | 46 | 33 | 510 |
| | | 25% | 43% | 17% | 9% | 6% | |
| (e) | I handle frustrations well. | 85 | 214 | 98 | 75 | 35 | 507 |
| | | 17% | 42% | 19% | 15% | 7% | |
| (f) | I can complete all my assignments in a timely manner. | 129 | 232 | 72 | 33 | 42 | 508 |
| | | 25% | 46% | 14% | 6% | 8% | |



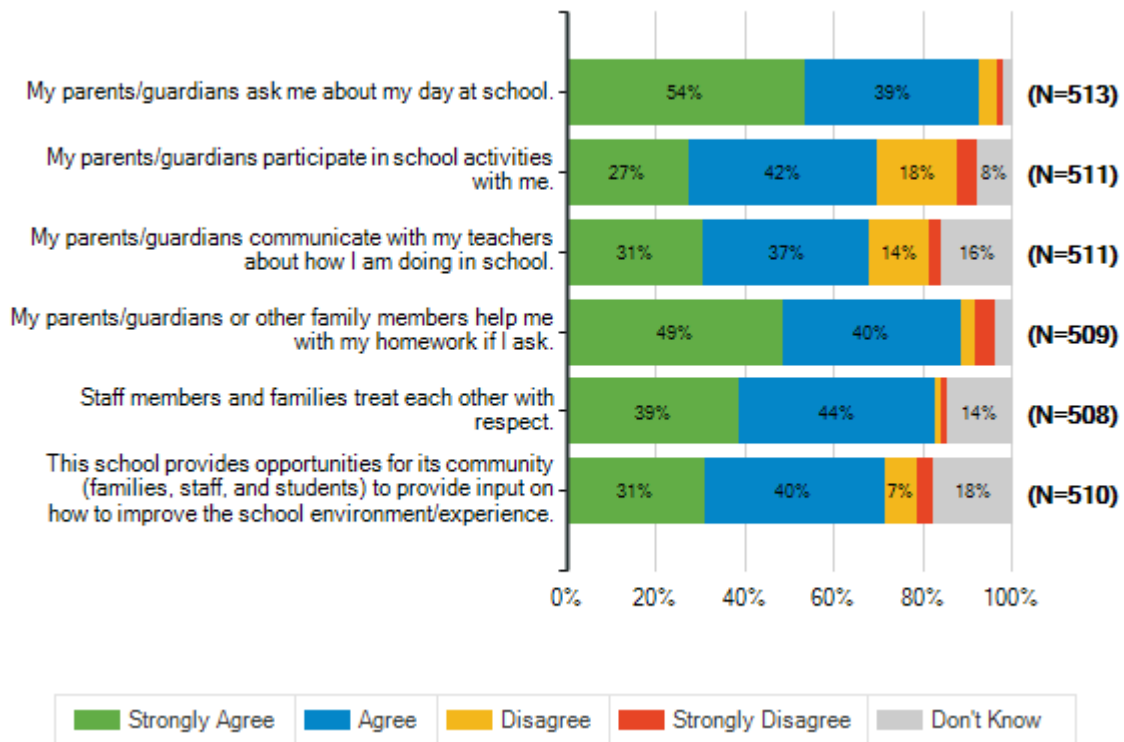
Lamar Consolidated ISD
23-24 Student School Climate Survey

| How strongly do you agree or disagree with each of the following statements? | | | | | | | |
|--|---|----------------|-------|----------|-------------------|------------|-----------------|
| | | Strongly Agree | Agree | Disagree | Strongly Disagree | Don't Know | Total Responses |
| (a) | A principal, teacher, guidance counselor, or college & career facilitator has given me advice on how to apply for scholarships. | 0 | 0 | 0 | 0 | 0 | 0 |
| | | 0% | 0% | 0% | 0% | 0% | |
| (b) | A principal, teacher, guidance counselor, or college & career facilitator has given me advice on how to get into college or workforce development programs. | 0 | 0 | 0 | 0 | 0 | 0 |
| | | 0% | 0% | 0% | 0% | 0% | |
| (c) | A principal, teacher, guidance counselor, or college & career facilitator has explored post-high school career and education paths with me. | 0 | 0 | 0 | 0 | 0 | 0 |
| | | 0% | 0% | 0% | 0% | 0% | |
| There were no responses to this question. | | | | | | | |

Lamar Consolidated ISD
23-24 Student School Climate Survey

How strongly do you agree or disagree with each of the following statements?

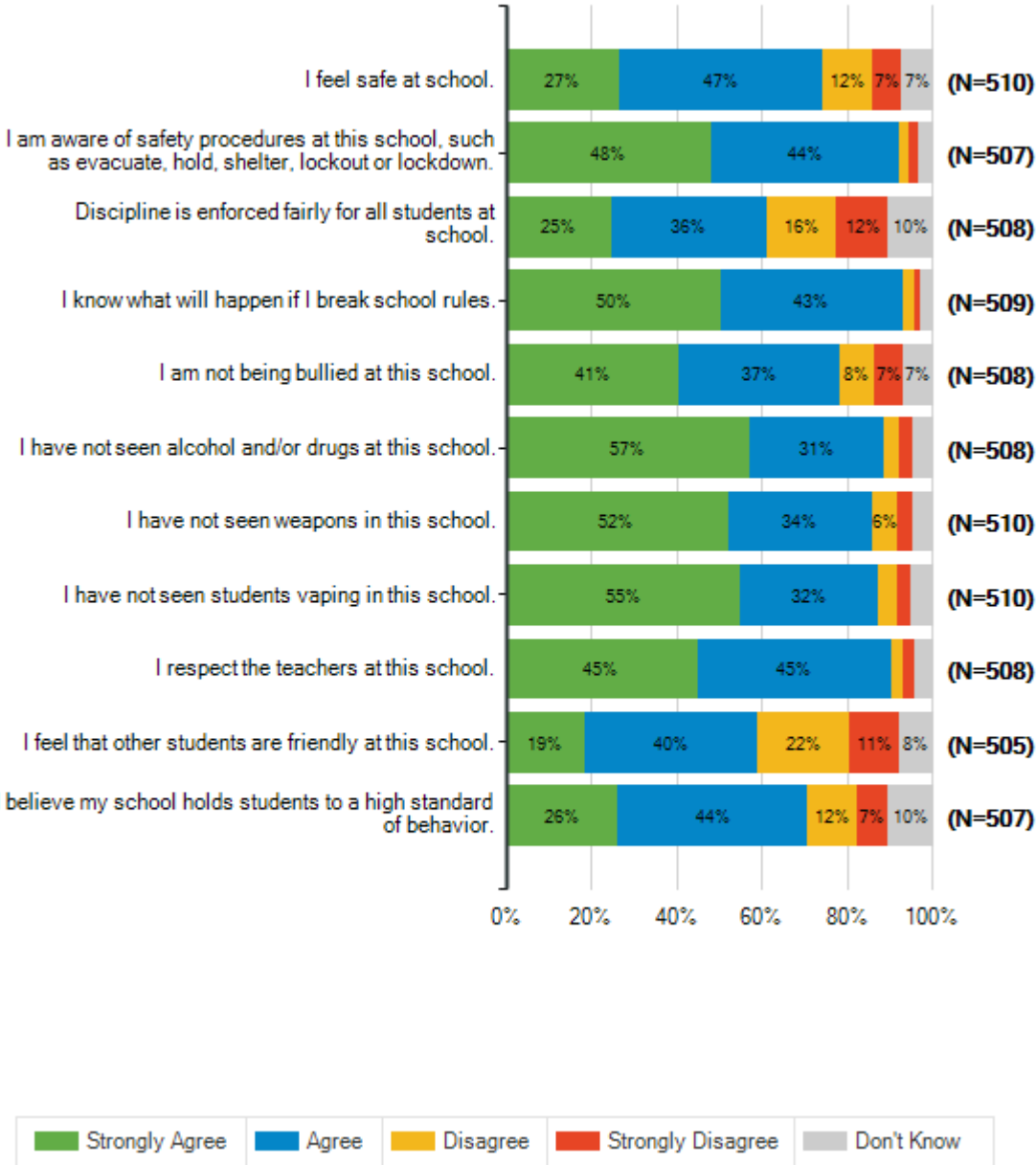
| | | Strongly Agree | Agree | Disagree | Strongly Disagree | Don't Know | Total Responses |
|-----|--|----------------|-------|----------|-------------------|------------|-----------------|
| (a) | My parents/guardians ask me about my day at school. | 276 | 200 | 21 | 7 | 9 | 513 |
| | | 54% | 39% | 4% | 1% | 2% | |
| (b) | My parents/guardians participate in school activities with me. | 140 | 217 | 91 | 24 | 39 | 511 |
| | | 27% | 42% | 18% | 5% | 8% | |
| (c) | My parents/guardians communicate with my teachers about how I am doing in school. | 158 | 190 | 69 | 14 | 80 | 511 |
| | | 31% | 37% | 14% | 3% | 16% | |
| (d) | My parents/guardians or other family members help me with my homework if I ask. | 248 | 202 | 17 | 22 | 20 | 509 |
| | | 49% | 40% | 3% | 4% | 4% | |
| (e) | Staff members and families treat each other with respect. | 198 | 222 | 8 | 7 | 73 | 508 |
| | | 39% | 44% | 2% | 1% | 14% | |
| (f) | This school provides opportunities for its community (families, staff, and students) to provide input on how to improve the school environment/experience. | 158 | 206 | 37 | 19 | 90 | 510 |
| | | 31% | 40% | 7% | 4% | 18% | |



Lamar Consolidated ISD
23-24 Student School Climate Survey

| Safety, Security, and Student Behavior | | | | | | | |
|---|---|-----------------------|--------------|-----------------|--------------------------|-------------------|------------------------|
| How strongly do you agree or disagree with each of the following statements? | | | | | | | |
| | | Strongly Agree | Agree | Disagree | Strongly Disagree | Don't Know | Total Responses |
| (a) | I feel safe at school. | 137 | 242 | 59 | 35 | 37 | 510 |
| | | 27% | 47% | 12% | 7% | 7% | |
| (b) | I am aware of safety procedures at this school, such as evacuate, hold, shelter, lockout or lockdown. | 244 | 224 | 12 | 10 | 17 | 507 |
| | | 48% | 44% | 2% | 2% | 3% | |
| (c) | Discipline is enforced fairly for all students at school. | 126 | 185 | 83 | 61 | 53 | 508 |
| | | 25% | 36% | 16% | 12% | 10% | |
| (d) | I know what will happen if I break school rules. | 257 | 217 | 13 | 8 | 14 | 509 |
| | | 50% | 43% | 3% | 2% | 3% | |
| (e) | I am not being bullied at this school. | 207 | 190 | 42 | 35 | 34 | 508 |
| | | 41% | 37% | 8% | 7% | 7% | |
| (f) | I have not seen alcohol and/or drugs at this school. | 291 | 159 | 18 | 17 | 23 | 508 |
| | | 57% | 31% | 4% | 3% | 5% | |
| (g) | I have not seen weapons in this school. | 266 | 172 | 29 | 19 | 24 | 510 |
| | | 52% | 34% | 6% | 4% | 5% | |
| (h) | I have not seen students vaping in this school. | 281 | 165 | 23 | 15 | 26 | 510 |
| | | 55% | 32% | 5% | 3% | 5% | |
| (i) | I respect the teachers at this school. | 228 | 231 | 15 | 13 | 21 | 508 |
| | | 45% | 45% | 3% | 3% | 4% | |
| (j) | I feel that other students are friendly at this school. | 95 | 203 | 109 | 58 | 40 | 505 |
| | | 19% | 40% | 22% | 11% | 8% | |
| (k) | I believe my school holds students to a high standard of behavior. | 134 | 224 | 59 | 37 | 53 | 507 |
| | | 26% | 44% | 12% | 7% | 10% | |

Lamar Consolidated ISD
 23-24 Student School Climate Survey

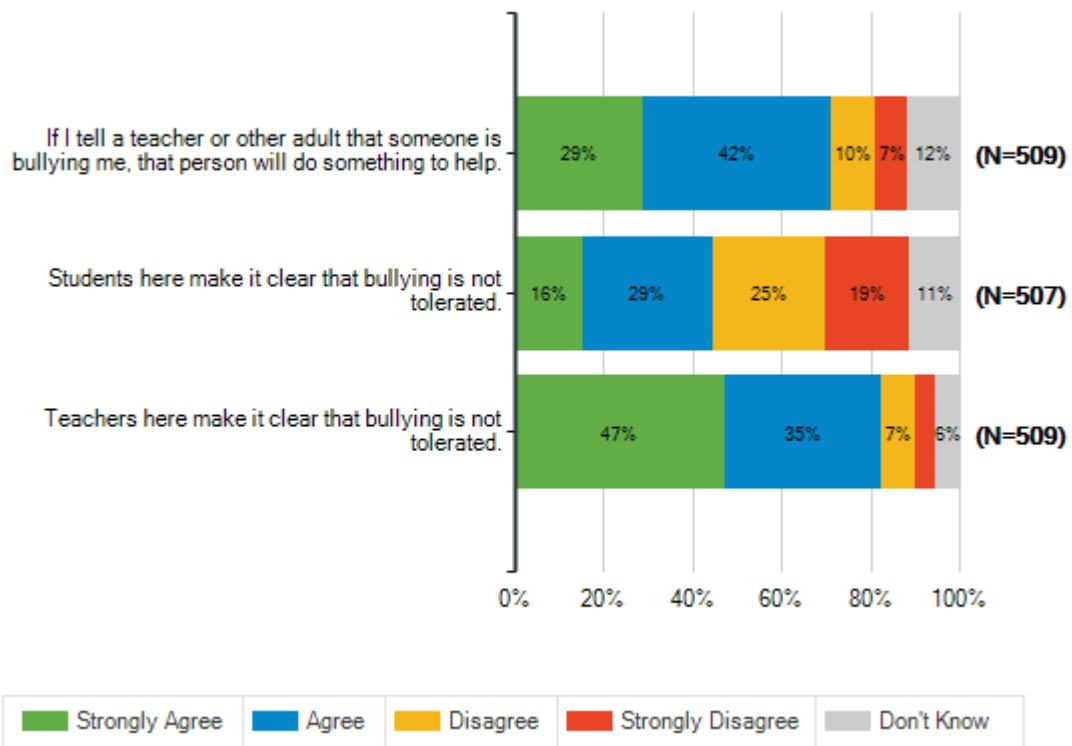


Lamar Consolidated ISD
23-24 Student School Climate Survey

Bullying

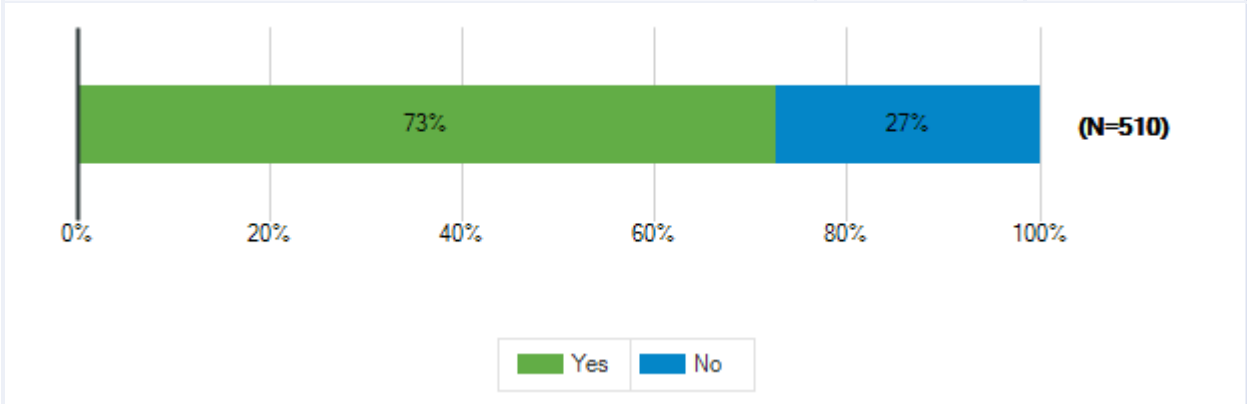
How strongly do you agree or disagree with each of the following statements?

| | | Strongly Agree | Agree | Disagree | Strongly Disagree | Don't Know | Total Responses |
|-----|--|----------------|-------|----------|-------------------|------------|-----------------|
| (a) | If I tell a teacher or other adult that someone is bullying me, that person will do something to help. | 147 | 216 | 50 | 35 | 61 | 509 |
| | | 29% | 42% | 10% | 7% | 12% | |
| (b) | Students here make it clear that bullying is not tolerated. | 79 | 147 | 127 | 97 | 57 | 507 |
| | | 16% | 29% | 25% | 19% | 11% | |
| (c) | Teachers here make it clear that bullying is not tolerated. | 240 | 180 | 38 | 23 | 28 | 509 |
| | | 47% | 35% | 7% | 5% | 6% | |



Lamar Consolidated ISD
23-24 Student School Climate Survey

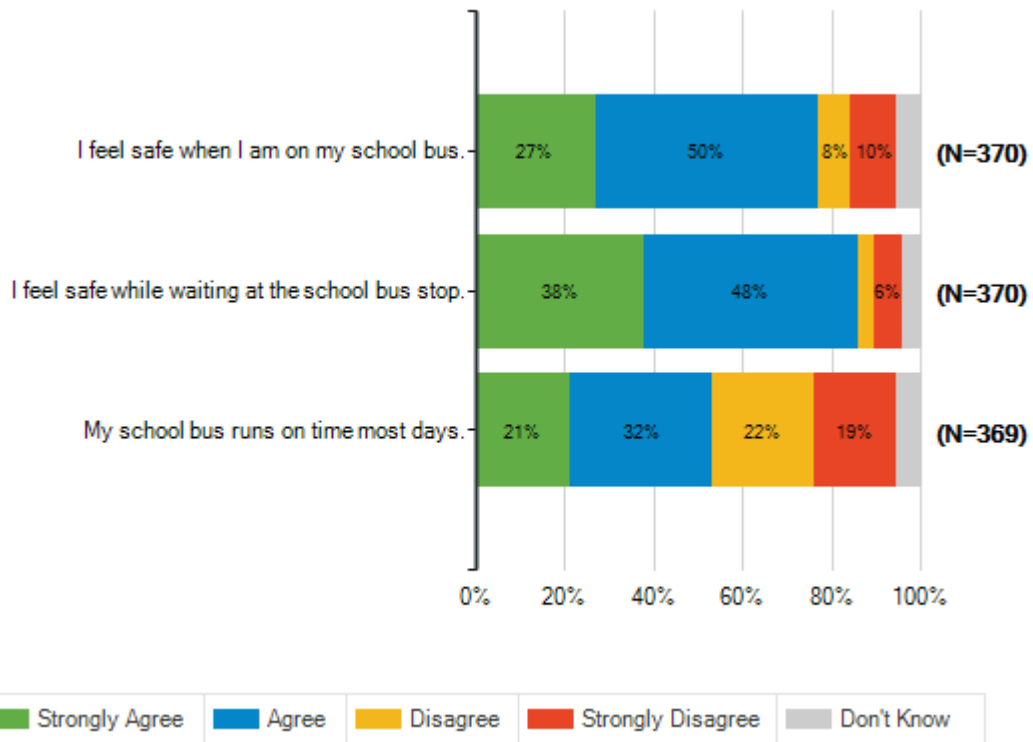
| Do you ride the school bus? | | |
|-----------------------------|------------|-----|
| Responses | Count | % |
| Yes | 370 | 73% |
| No | 140 | 27% |
| Total Responses | 510 | |



Lamar Consolidated ISD
23-24 Student School Climate Survey

How strongly do you agree or disagree with each of the following statements?

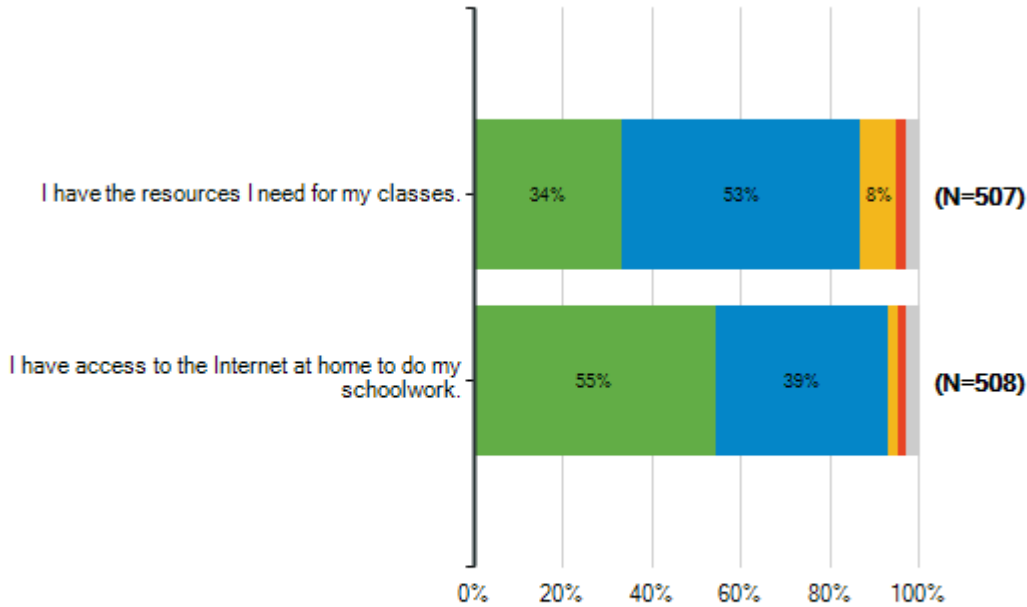
| | | Strongly Agree | Agree | Disagree | Strongly Disagree | Don't Know | Total Responses |
|-----|---|----------------|-------|----------|-------------------|------------|-----------------|
| (a) | I feel safe when I am on my school bus. | 100 | 184 | 28 | 38 | 20 | 370 |
| | | 27% | 50% | 8% | 10% | 5% | |
| (b) | I feel safe while waiting at the school bus stop. | 140 | 178 | 13 | 23 | 16 | 370 |
| | | 38% | 48% | 4% | 6% | 4% | |
| (c) | My school bus runs on time most days. | 79 | 118 | 83 | 69 | 20 | 369 |
| | | 21% | 32% | 22% | 19% | 5% | |



Lamar Consolidated ISD
 23-24 Student School Climate Survey

How strongly do you agree or disagree with each of the following statements?

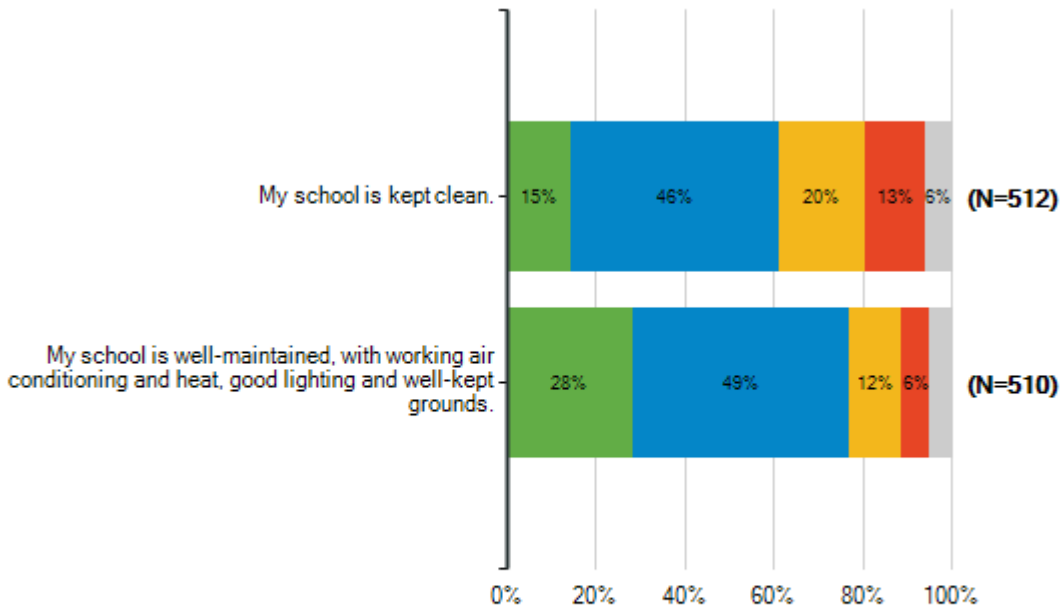
| | | Strongly Agree | Agree | Disagree | Strongly Disagree | Don't Know | Total Responses |
|-----|--|----------------|-------|----------|-------------------|------------|-----------------|
| (a) | I have the resources I need for my classes. | 170 | 271 | 40 | 11 | 15 | 507 |
| | | 34% | 53% | 8% | 2% | 3% | |
| (b) | I have access to the Internet at home to do my schoolwork. | 277 | 197 | 11 | 8 | 15 | 508 |
| | | 55% | 39% | 2% | 2% | 3% | |



Lamar Consolidated ISD
 23-24 Student School Climate Survey

How strongly do you agree or disagree with each of the following statements?

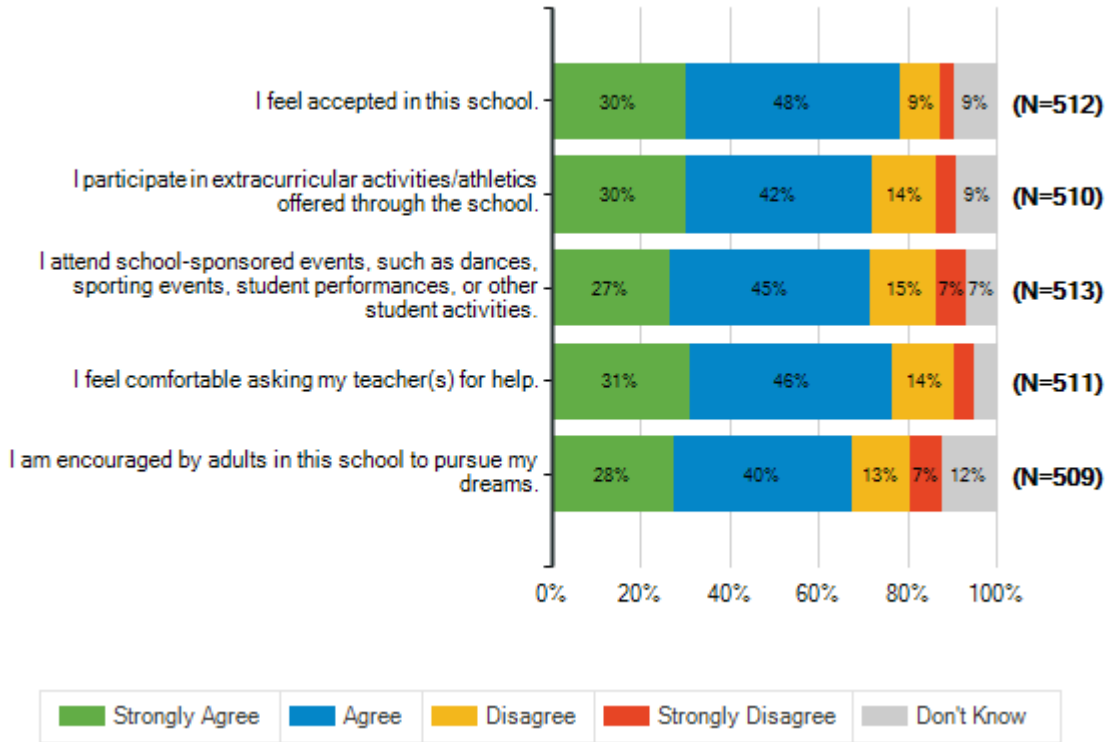
| | | Strongly Agree | Agree | Disagree | Strongly Disagree | Don't Know | Total Responses |
|-----|--|----------------|-------|----------|-------------------|------------|-----------------|
| (a) | My school is kept clean. | 75 | 238 | 100 | 68 | 31 | 512 |
| | | 15% | 46% | 20% | 13% | 6% | |
| (b) | My school is well-maintained, with working air conditioning and heat, good lighting and well-kept grounds. | 145 | 248 | 60 | 30 | 27 | 510 |
| | | 28% | 49% | 12% | 6% | 5% | |



Lamar Consolidated ISD
23-24 Student School Climate Survey

How strongly do you agree or disagree with each of the following statements?

| | Strongly Agree | Agree | Disagree | Strongly Disagree | Don't Know | Total Responses |
|---|----------------|-------|----------|-------------------|------------|-----------------|
| (a) I feel accepted in this school. | 154 | 247 | 46 | 17 | 48 | 512 |
| | 30% | 48% | 9% | 3% | 9% | |
| (b) I participate in extracurricular activities/athletics offered through the school. | 154 | 214 | 72 | 23 | 47 | 510 |
| | 30% | 42% | 14% | 5% | 9% | |
| (c) I attend school-sponsored events, such as dances, sporting events, student performances, or other student activities. | 138 | 230 | 76 | 34 | 35 | 513 |
| | 27% | 45% | 15% | 7% | 7% | |
| (d) I feel comfortable asking my teacher(s) for help. | 159 | 233 | 70 | 22 | 27 | 511 |
| | 31% | 46% | 14% | 4% | 5% | |
| (e) I am encouraged by adults in this school to pursue my dreams. | 140 | 203 | 66 | 37 | 63 | 509 |
| | 28% | 40% | 13% | 7% | 12% | |



Lamar Consolidated ISD
23-24 Student School Climate Survey

How strongly do you agree or disagree with each of the following statements?

| | | Strongly Agree | Agree | Disagree | Strongly Disagree | Don't Know | Total Responses |
|-----|---|----------------|-------|----------|-------------------|------------|-----------------|
| (a) | School leaders and staff at my school are welcoming to families of all cultures. | 201 | 213 | 11 | 14 | 73 | 512 |
| | | 39% | 42% | 2% | 3% | 14% | |
| (b) | School leaders and staff at my school are welcoming to families of all economic backgrounds. | 193 | 211 | 9 | 13 | 87 | 513 |
| | | 38% | 41% | 2% | 3% | 17% | |
| (c) | School leaders and staff at my school are welcoming to families of all races/ethnicities. | 207 | 214 | 17 | 15 | 58 | 511 |
| | | 41% | 42% | 3% | 3% | 11% | |
| (d) | School leaders and staff at my school are welcoming to families of all religions. | 210 | 220 | 7 | 12 | 62 | 511 |
| | | 41% | 43% | 1% | 2% | 12% | |
| (e) | School leaders and staff at my school are welcoming to families who speak languages other than English. | 201 | 222 | 6 | 10 | 70 | 509 |
| | | 39% | 44% | 1% | 2% | 14% | |

