

# Secondary Advanced Academic Placement Program Survey

## Results and Analysis

Lamar Consolidated Independent School District

May 16 – August 7, 2017



# Project Overview

---

The Lamar Consolidated Independent School District (LCISD) Secondary Advanced Academic Placement Program Survey asked students in the Secondary Advanced Academic Program and their parents to provide feedback on LCISD's Pre-AP/AP Program. Results will be used to support continuous improvement efforts.

This survey was open May 16 to Aug. 7.

Email invitations with unique survey links were sent to students in the Secondary Advanced Academic Program and their parents. Parents also could participate via a public link on the district's website.

Pre-survey communications included letters and emails.

Reminders were sent May 24, 26, and 31; June 2, 7, 14, and 21; and July 28.

The survey was translated into Spanish for parents.

# Results

---

This report summarizes survey results and breaks them down by parents and students.

Results do not reflect random sampling; therefore, they should not be generalized to all LCISD students in the Secondary Advanced Academic Program and their parents. Rather, results reflect only the perceptions and opinions of survey participants.

Findings for each item in the report exclude participants who did not answer. In charts and graphs, data labels less than 5 percent are not shown. Percentages may not total 100 due to rounding.

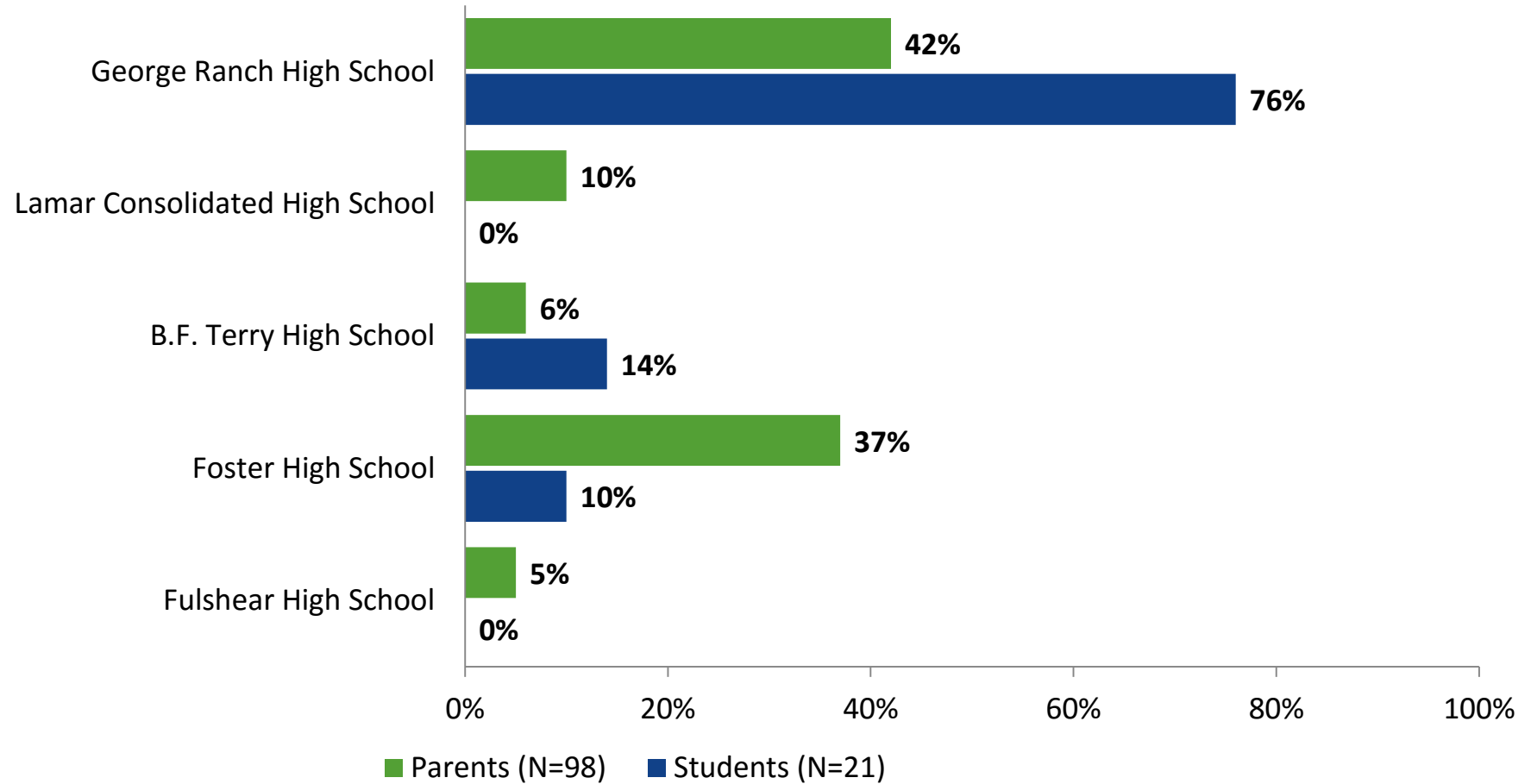
# Participation

---

Responding Group	Number of Invitations Delivered (NMax)	Number of Responses (N)	Response Rate (%)	Public Access Link Responses
Parents	513	96	19%	2
Students	825	21	3%	–

# Student's School of Attendance

Please select your child's school/I currently attend:

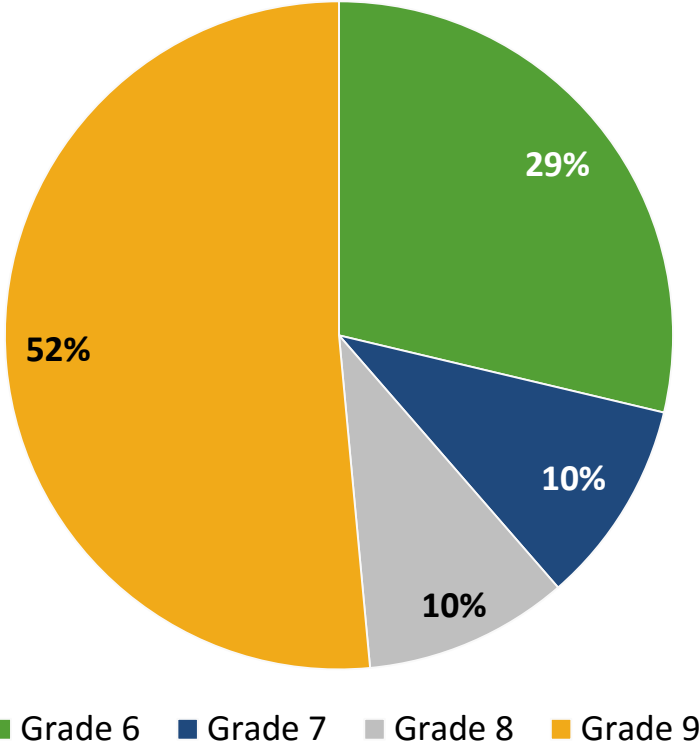


## Grade Student First Enrolled in Lamar Consolidated ISD

Grade	Percentage of Parents (N=98)	Percentage of Students (N=21)
Pre-K	6%	5%
Kindergarten	51%	38%
Grade 1	5%	10%
Grade 2	9%	10%
Grade 3	4%	5%
Grade 4	2%	10%
Grade 5	4%	0%
Grade 6	2%	0%
Grade 7	3%	0%
Grade 8	4%	5%
Grade 9	3%	0%
Grade 10	2%	14%
Grade 11	3%	5%
Grade 12	1%	0%

# First Pre-AP/AP Course in District

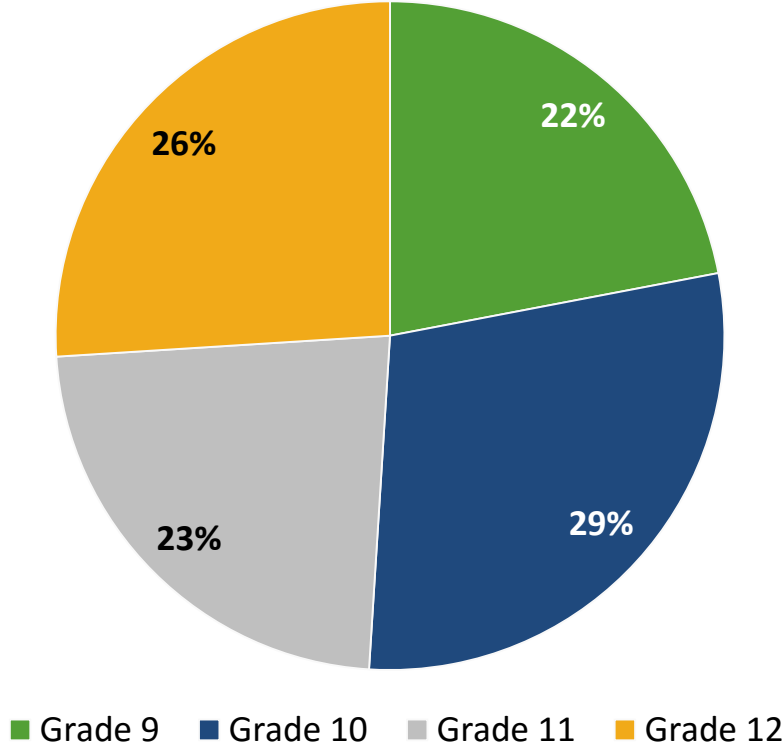
I took my first pre-AP/AP course in: (N=21)



Note: Grades 10, 11, and 12 were excluded because they received no responses.

# Child's Enrollment in a Pre-AP/AP Course

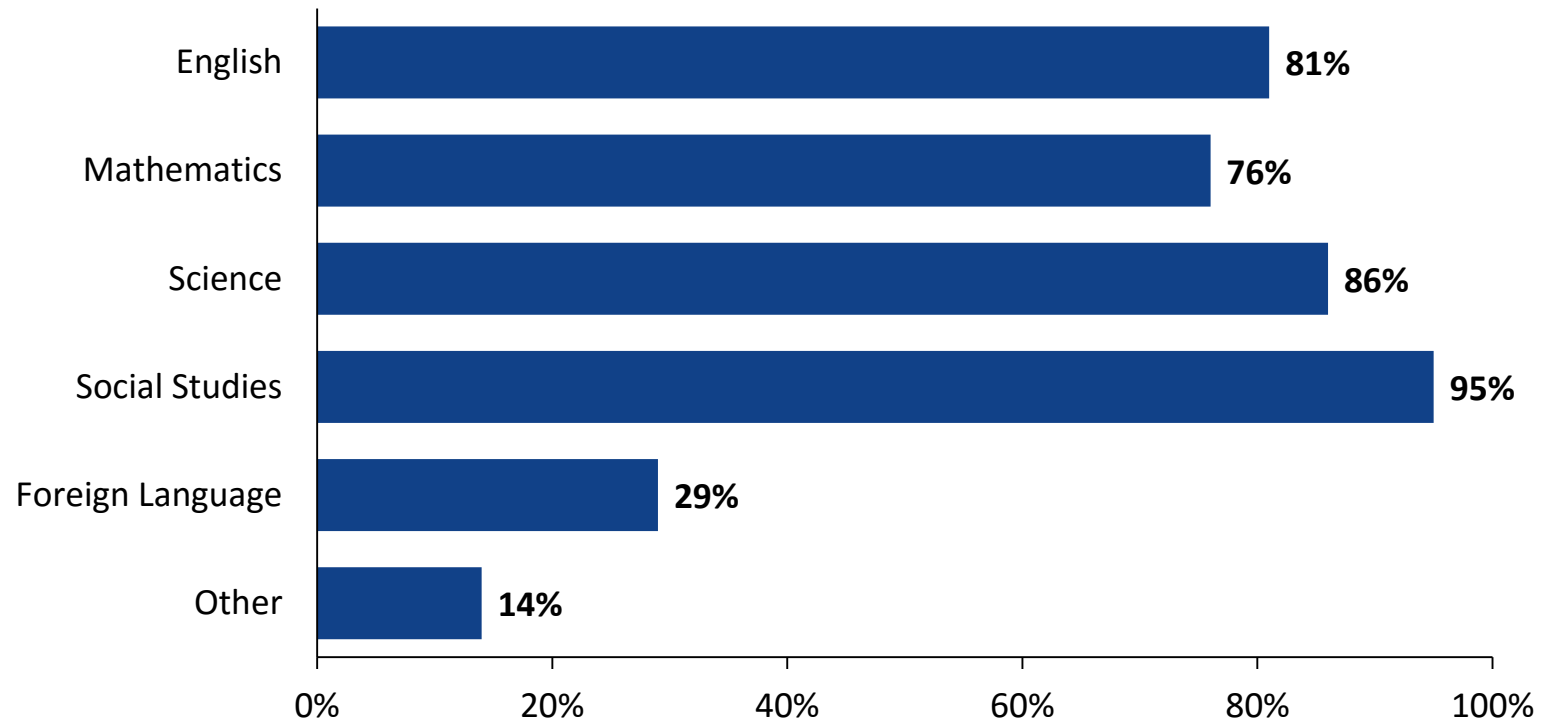
My child is enrolled in a pre-AP/AP course in: (N=98)





## Content Areas of Pre-AP/AP Course

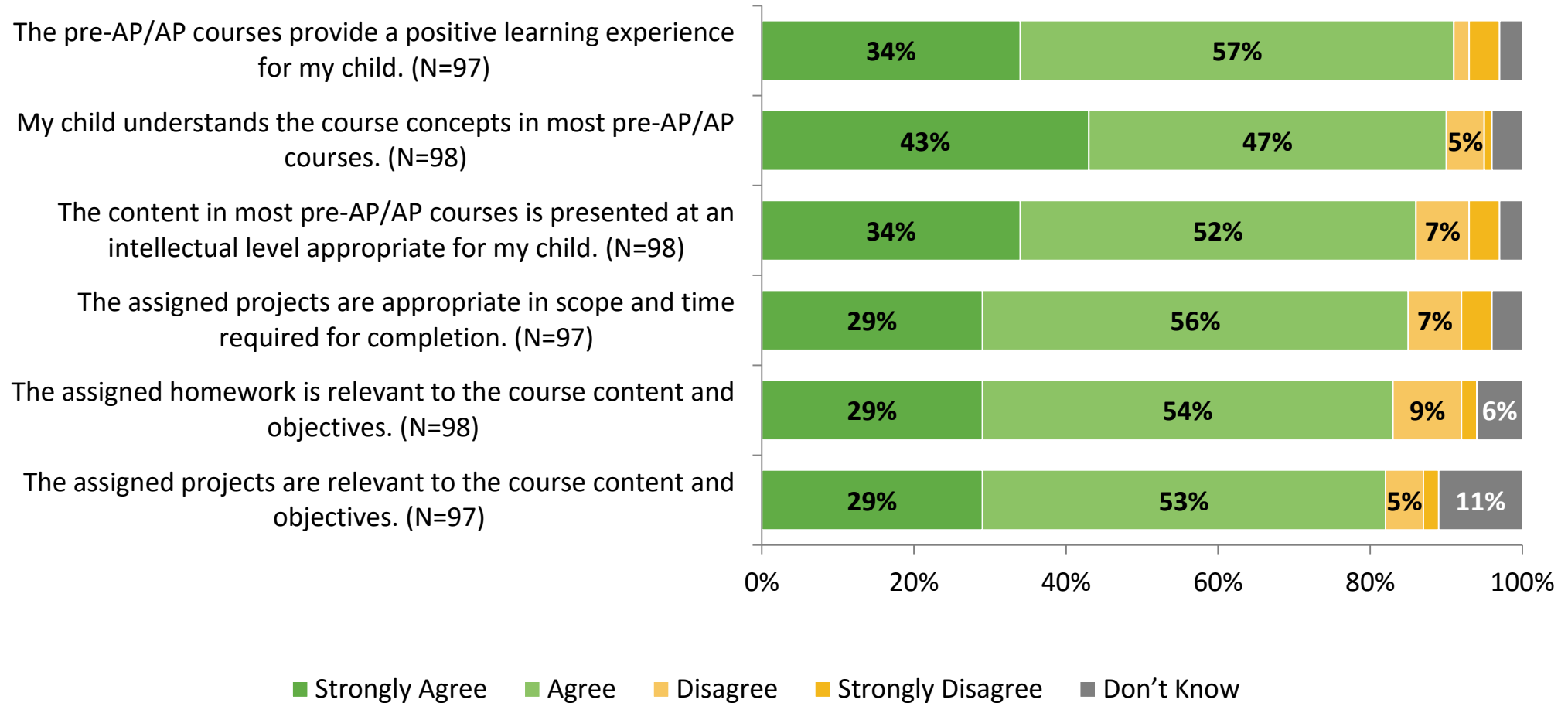
I am currently enrolled in a pre-AP/AP course in these content areas: (Please select all that apply) (N=21)



Notes: The sum of percentages may exceed 100 because participants could select more than one response. Three students selected the Other option, two students specified Computer Science, and one chose AP Seminar.

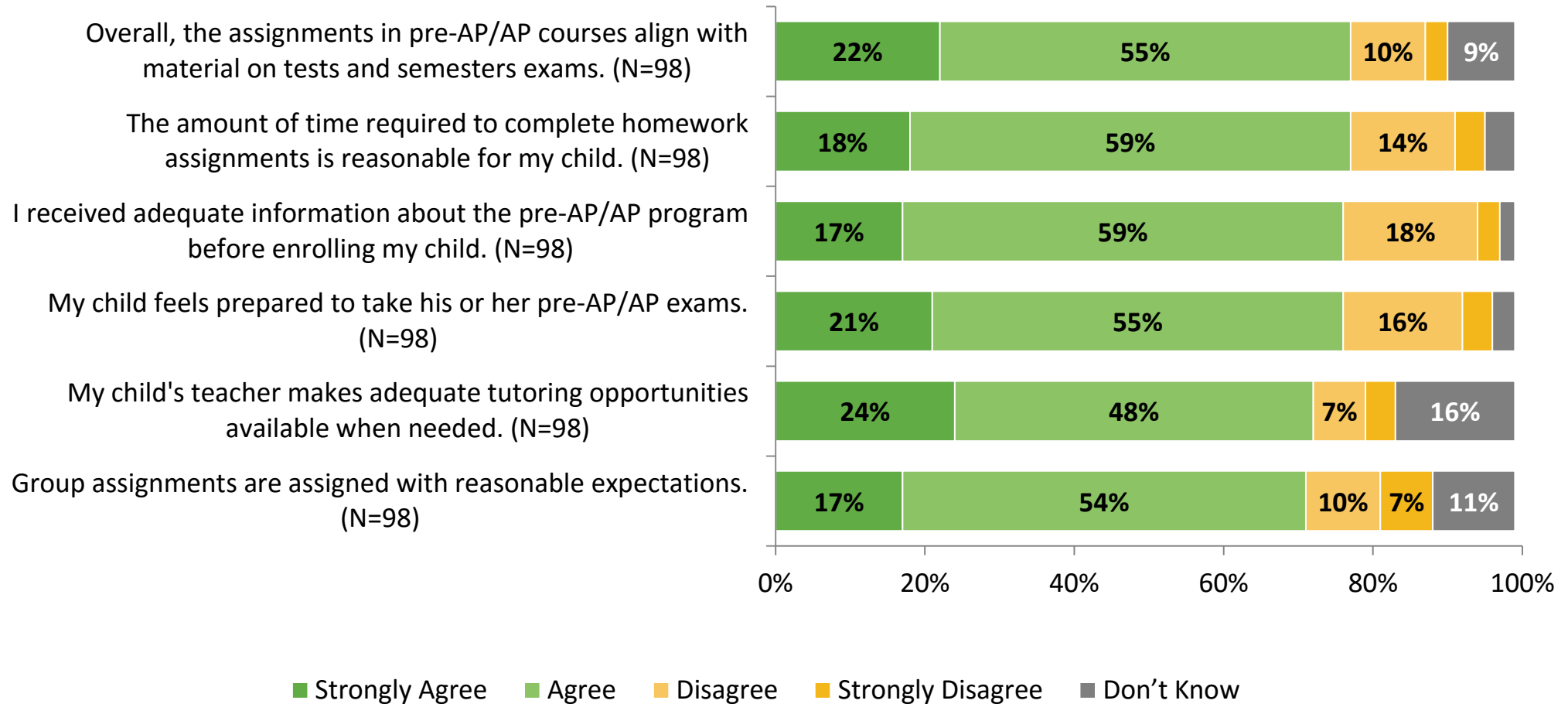
# Perceptions of Pre-AP/AP Program

How strongly do you disagree or agree with the following statements?



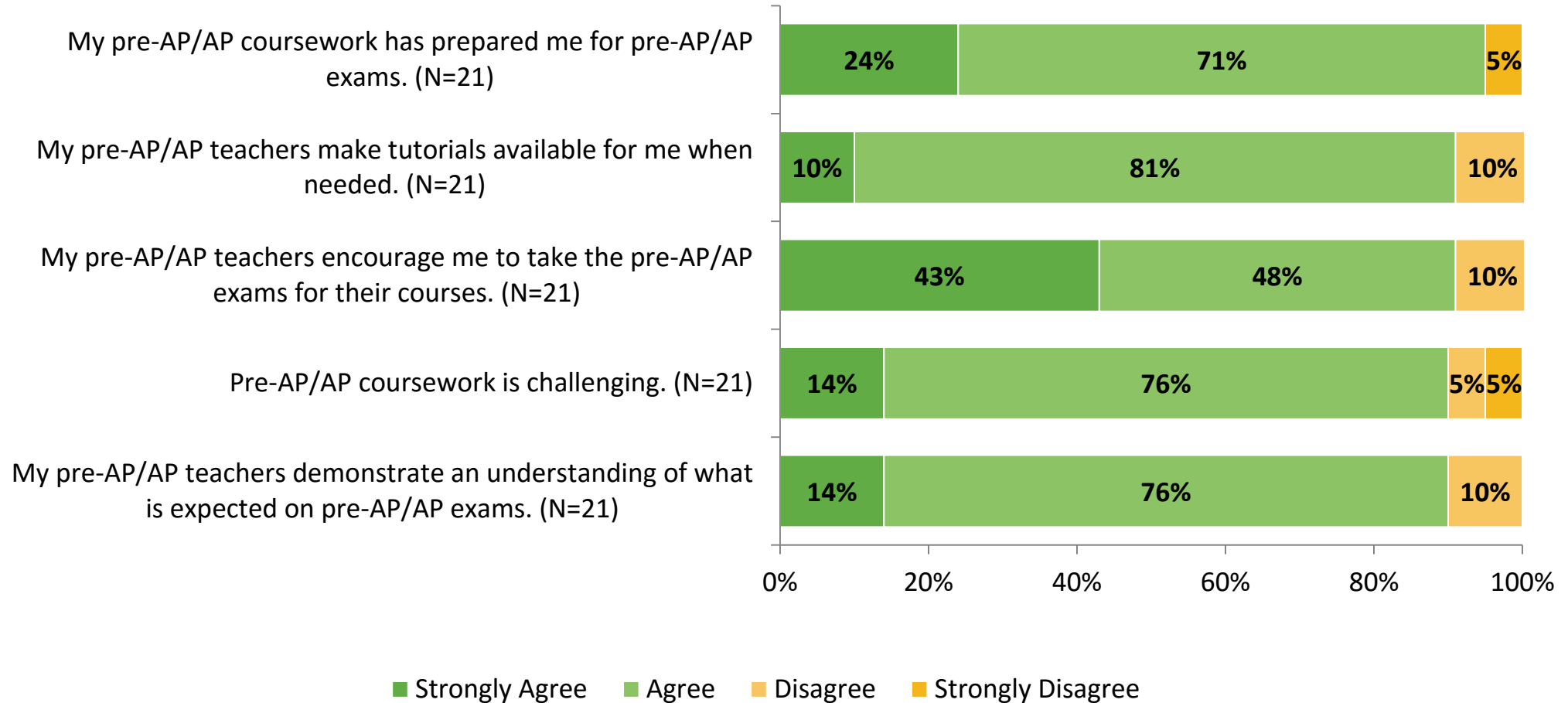
# Perceptions of Pre-AP/AP Program (Continued)

How strongly do you disagree or agree with the following statements?



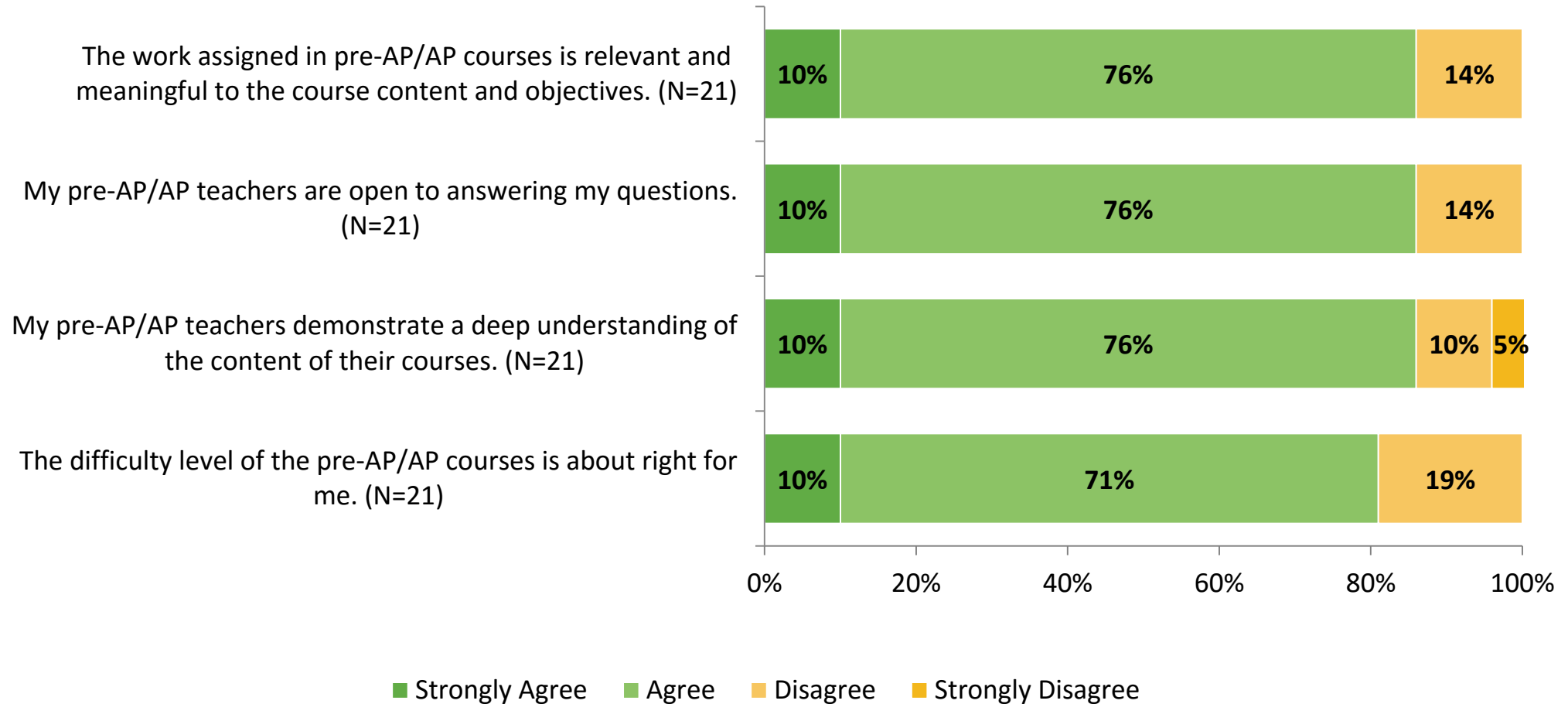
# Perceptions of Pre-AP/AP Program

How strongly do you disagree or agree with the following statements?



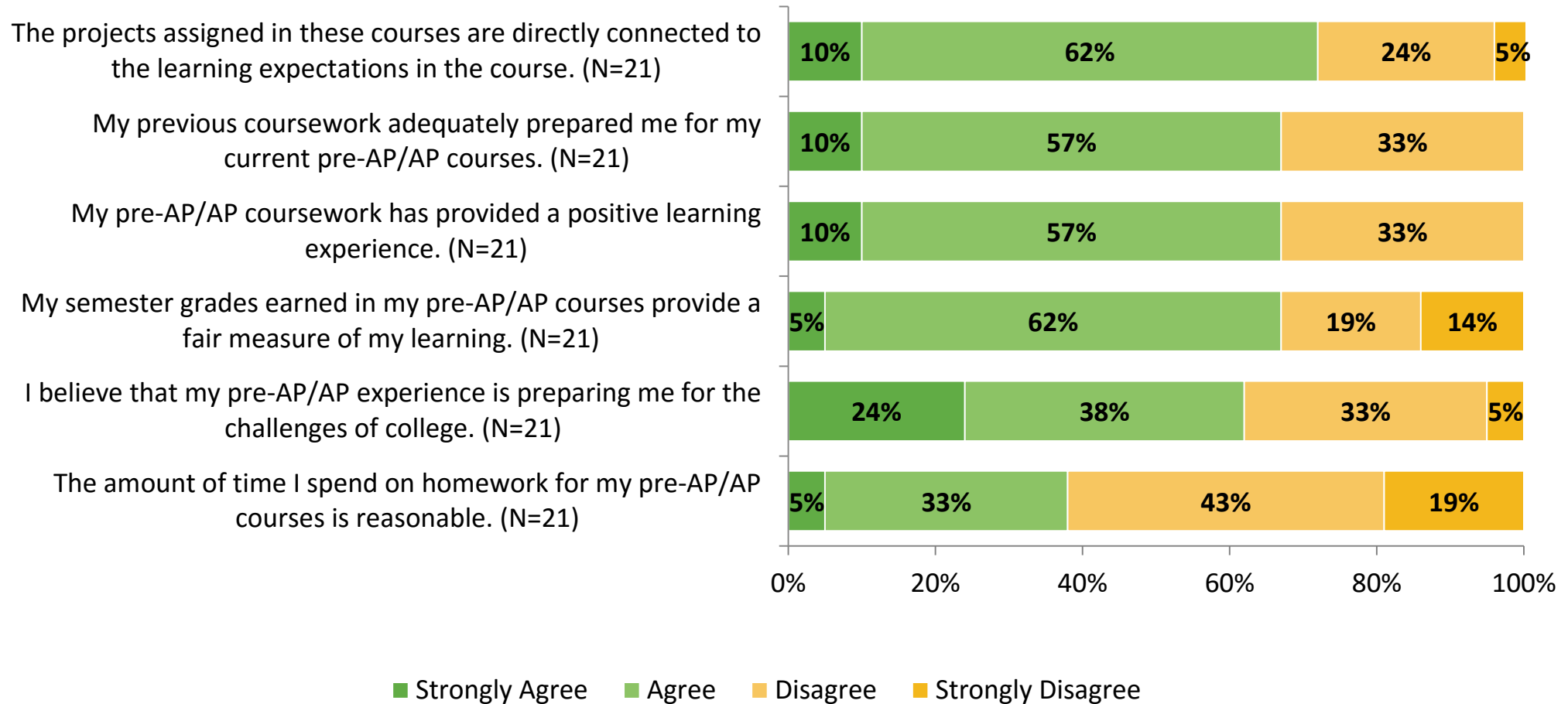
# Perceptions of Pre-AP/AP Program (Continued)

How strongly do you disagree or agree with the following statements?



## Perceptions of Pre-AP/AP Program (Continued)

How strongly do you disagree or agree with the following statements?



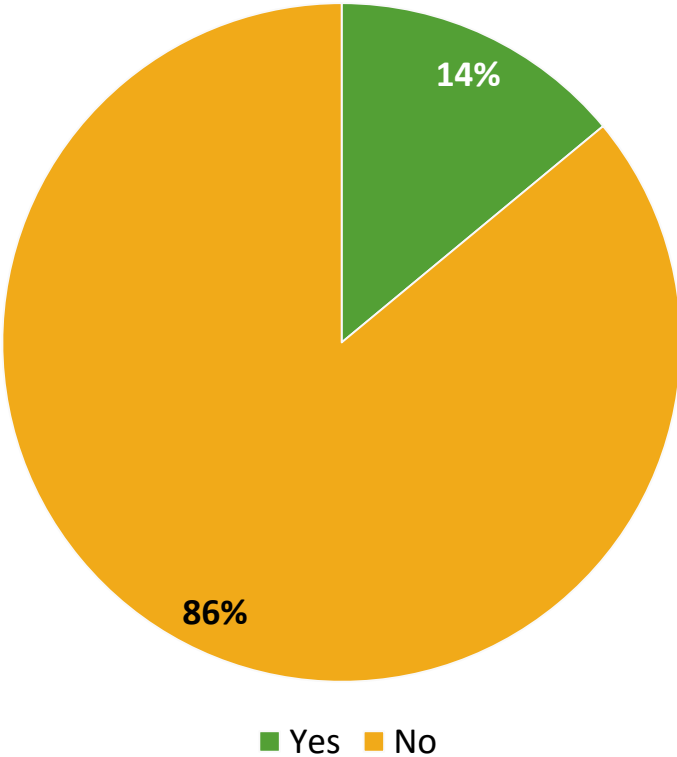
# Reasons for Enrolling in Pre-AP/AP Courses

What is your primary reason or motivation for enrolling in pre-AP/AP courses? Please rank your reasons with 1 being the highest and 4 being the lowest. (N=21)

Response	Overall Rank
College Credit	1
GPA	2
Rigorous content	3
Being with friends	4

# Pre-AP/AP Exams

Are there any pre-AP/AP exams you have chosen not to take? (N=21)



Notes: Three students selected Yes for this item – i.e., there are pre-AP/AP exams they have chosen not to take. Reasons for not taking the exams included redundancy with required college classes, exam cost, and not feeling prepared to pass.



# Key Insights

---

- Among participating parents of pre-AP/AP students, the following statements received the most positive responses:
  - The pre-AP/AP courses provide a positive learning experience for my child (91% agreed or strongly agreed)
  - My child understands the course concepts in most pre-AP/AP courses (90% agreed or strongly agreed)
- Among participating parents of pre-AP/AP students, the following statements received the least positive responses:
  - My child's teacher makes adequate tutoring opportunities available when needed (72% agreed or strongly agreed)
  - Group assignments are assigned with reasonable expectations (71% agreed or strongly agreed)
- Among participating pre-AP/AP students, the following statements received the most positive responses:
  - My pre-AP/AP coursework has prepared me for pre-AP/AP exams (95% agreed or strongly agreed)
  - My pre-AP/AP teachers make tutorials available for me when needed (91% agreed or strongly agreed)
  - My pre-AP/AP teachers encourage me to take the pre-AP/AP exams for their courses (91% agreed or strongly agreed)
- Among participating pre-AP/AP students, the following statements received the least positive responses:
  - I believe that my pre-AP/AP experience is preparing me for the challenges of college (62% agreed or strongly agreed)
  - The amount of time I spend on homework for my pre-AP/AP courses is reasonable (38% agreed or strongly agreed)
- When asked to rank their primary motivation for enrolling in pre-AP/AP courses, participating students listed the following:
  1. College credit
  2. GPA
  3. Rigorous content
  4. Being with friends
- A strong majority of participating students (86%) took all of their pre-AP/AP exams



---

Follow us on Twitter: @k12insight  
[www.k12insight.com](http://www.k12insight.com)