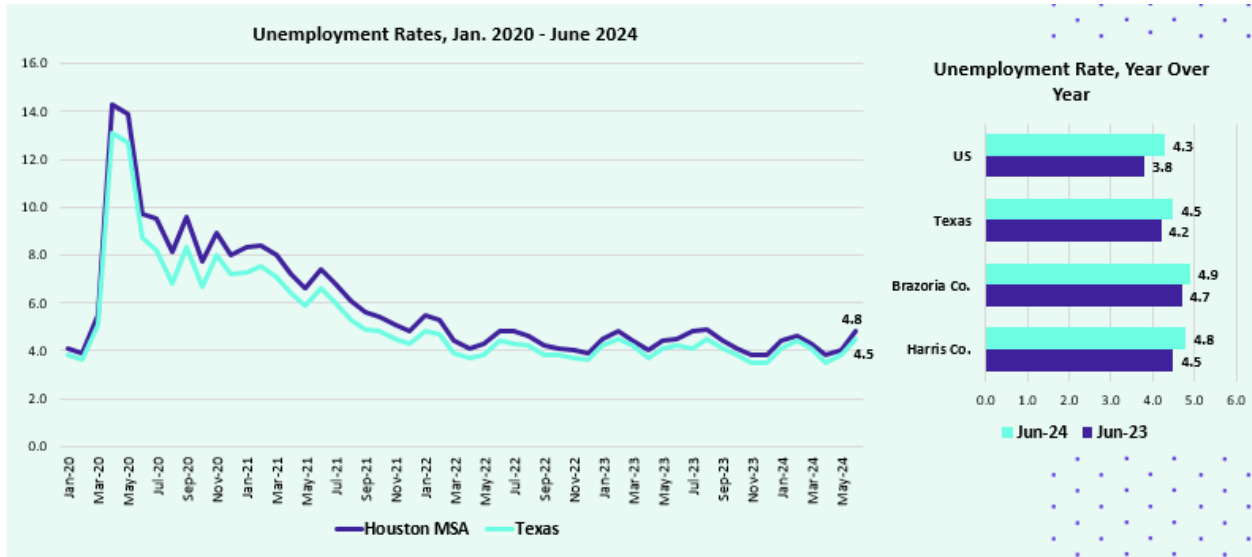


Lamar CISD Executive Summary

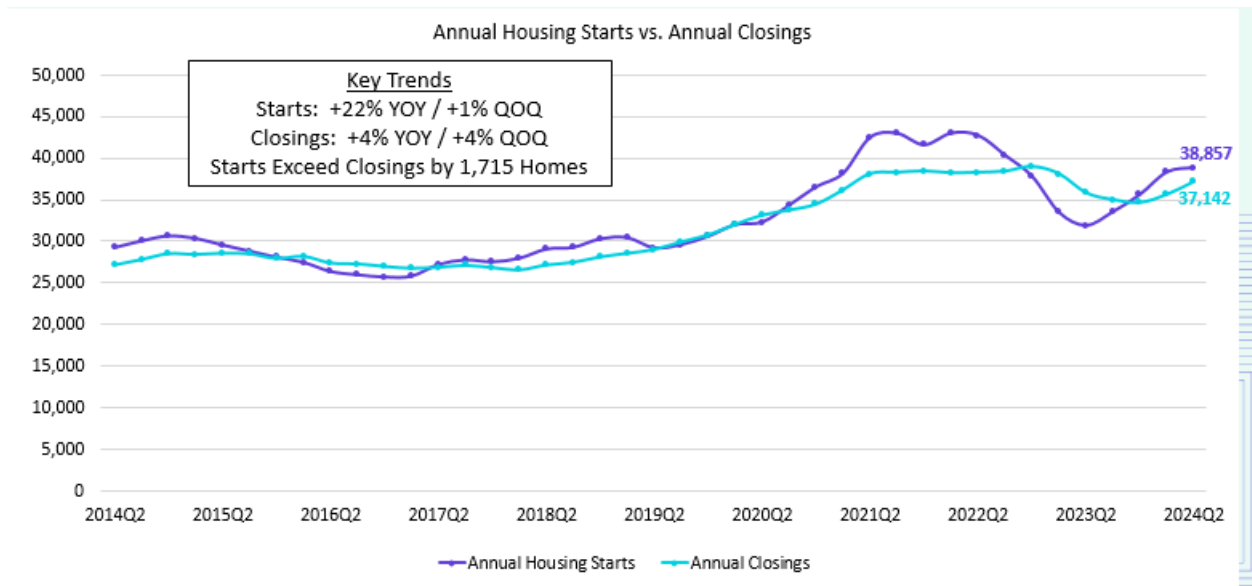
2nd Quarter, 2024 Demographic Report

Economic Conditions

Texas continues to see strong population and job growth, remaining the fastest growing states in the country. The Houston MSA (Metropolitan Statistical Area) is continuing to be one of the fastest growing regions in the country. Area unemployment rates remain below 5%.



New Single Family Housing



New single family construction is continuing strong pace in 2024 with annual starts approaching 39,000. New housing market returning to healthy patterns where starts and closings aligning closer together. Annual single family start rate approximately 22% YOY increase from 2023.

Lamar CISD continues to see the highest amounts of new single family construction in the Houston region with over 5,000 new home starts during the last 12 months.

Houston New Home Ranking Report

ISD Ranked by Annual Closings – 2Q24

Rank	District Name	Annual Starts	Annual Closings	Inventory	VDL	Future
1	LAMAR CISD	5,088	4,305	2,811	4,733	39,971
2	CONROE ISD	3,808	3,751	2,265	4,707	23,914
3	KATY ISD	3,186	3,240	1,591	3,059	16,480
4	CYPRESS-FAIRBANKS ISD	2,511	2,853	1,311	1,243	11,695
5	FORT BEND ISD	2,383	2,432	1,428	1,751	9,730
6	HOUSTON ISD	2,596	2,384	2,522	2,877	14,431
7	MAGNOLIA ISD	2,075	1,728	1,246	3,592	36,152
8	WALLER ISD	2,328	1,703	1,436	2,795	48,605
9	ALVIN ISD	1,449	1,563	879	2,834	18,362
10	NEW CANEY ISD	1,365	1,419	729	1,314	7,654

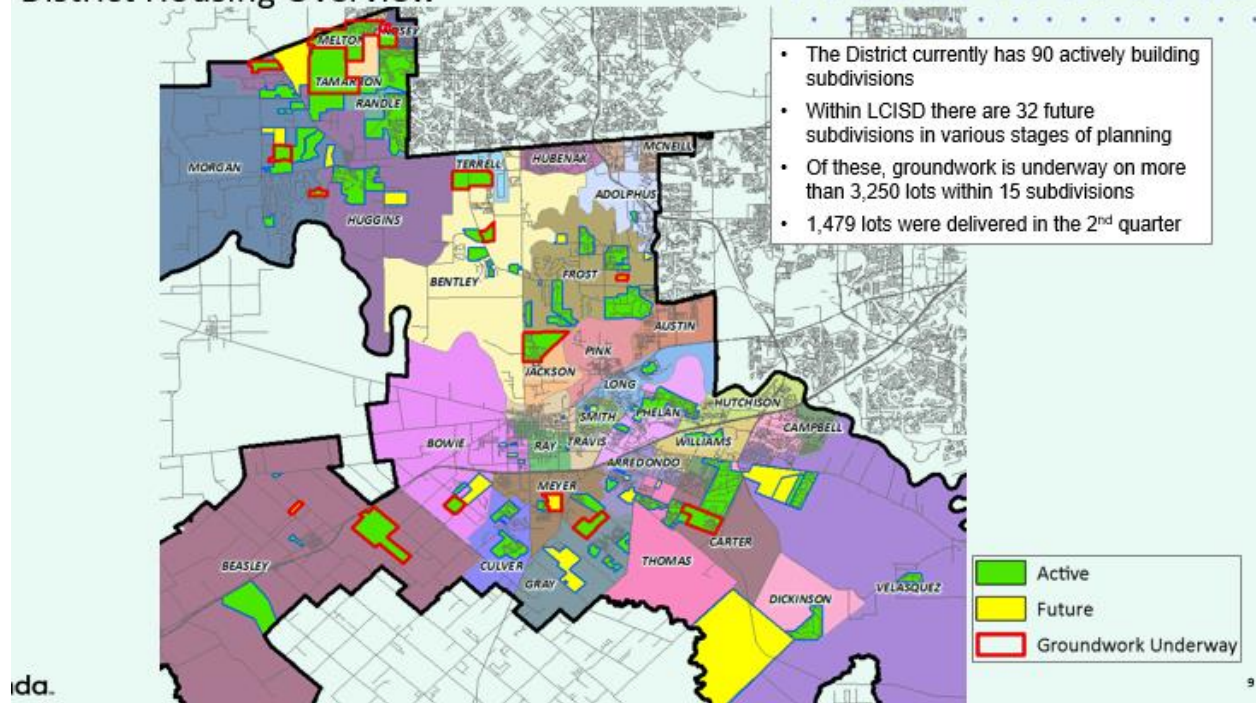
New Housing Overview

New home construction continues strong pace across 11 elementary zones starting more than 200 homes per year. Tamarron, Morgan and Huggins are seeing the highest amounts of single family construction building between 485 to 660 single family homes per year. New home starts have bounced up and down over the past three years due to changes in interest rates. Lamar CISD start rate likely to be near 5,100 new home starts in 2024. Interest rates have recently dropped which should position the new housing market to remain positive in 2025.

Development activity remains strong with developers continuing to deliver record breaking numbers of new lots. Secondary quarter lot activity at 3,250 lots in the development pipeline. The district still has over 39,900 future lots in the development pipeline. Several of these futures are very large master planned communities.

Eighteen subdivision starting more than 100 new homes annually and seventeen subdivisions with new development activity

District Housing Overview



Key Takeaways

- District enrollment currently near 56,800 coming in about 370 above spring projections
- Increase is mostly at the elementary grade levels
- New home construction currently surging with the start rate approaching 5,200 annual starts
- Projection outlook cautious with the upcoming legislative session likely expanding “School Choice” options. Details on expansion of “School Choice” likely to be known late spring/summer 2025
- Five year total enrollment likely to be near 56,800

