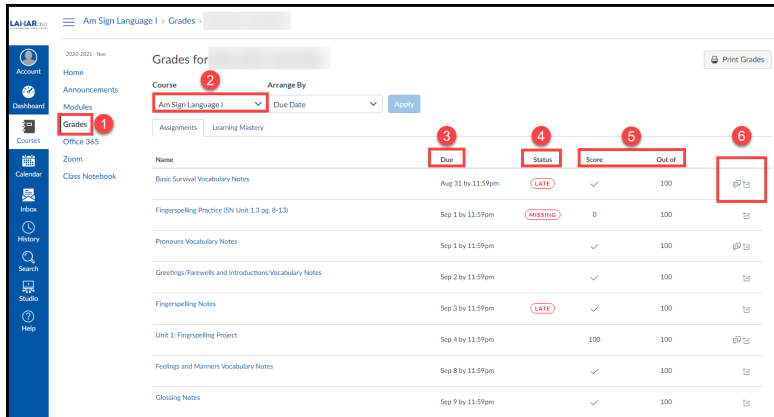




## Checking Grades from a Computer

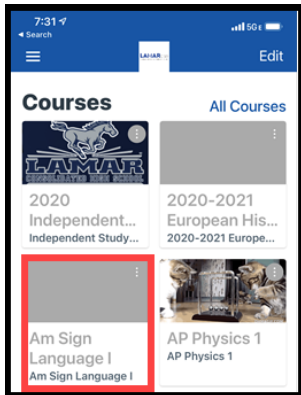


Log into Canvas and choose the course you wish to check grades in.

1. Select “**Grades**” from the course navigation
2. You can choose a different course quickly here
3. **Due:** scroll to find the date range you are looking for
4. **Status:** Determine if an assignment is late or missing
5. **Score/Out of:** Check the grade given for an assignment
6. **Notes:** Check for class average/mean and see if a comment was left by the teacher
  - a. Select an icon to view its data

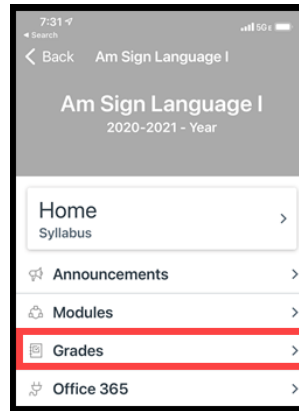
## Checking Grades from the Student App

### Select the Course



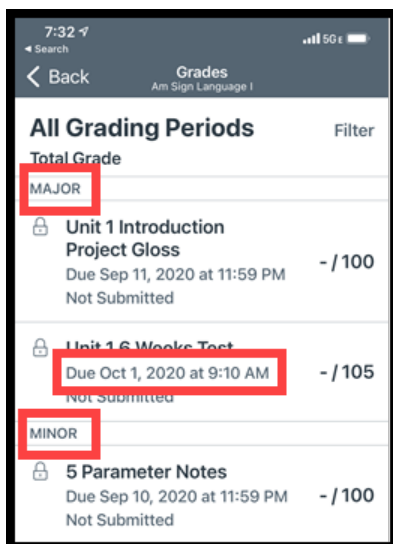
After logging into the Canvas Student app, **select a course** to access it.

### Text



Select **Grades** from the list of options that appear.

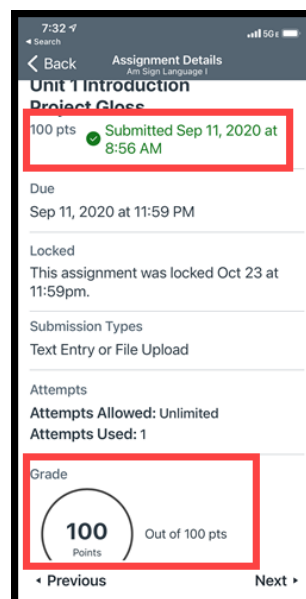
### Text



The **gradebook** will open. Grades are divided into **Major and Minor grades**. Note the headers highlighted in the image to the left.

Search for grades by looking at the **due dates** listed below the assignment title.

### Text



Many details are shown on the assignment page. Note **at the top in green** you will be notified if/when the assignment was submitted.

Toward the bottom of the details the grade will be **posted in the circle**.

